




MEN'S BASKETBALL



2014-2015 MEDIA GUIDE



1994



5

FINAL FOUR APPEARANCES



2000



2006



2007



2014



TABLE OF CONTENTS & QUICK FACTS

2-15: Coaches & Support Staff

2-8	Head Coach Billy Donovan
9	Assistant Coach Rashon Burno
10	Assistant Coach Matt McCall
11	Assistant Coach John Pelphrey
12-15	Support Staff

16-45: Rosters & Player Bios

16	TV/Radio Roster
17	2013-14 Roster Breakdown
18-19	Eli Carter
20-21	Billy Donovan
22-23	Lexx Edwards
24-25	Dorian Finney-Smith
26-28	Michael Frazier II
29-30	Dillon Graham
31-32	Kasey Hill
33-35	Jacob Kurtz
36-37	Alex Murphy
38-39	Chris Walker
40-42	DeVon Walker
43	Chris Chiozza/John Egbunu
44	Brandone Francis/Zach Hodskins
44-45	Jon Horford
45	Devin Robinson

46-64: 2013-14 In Review

46	Notes & Facts
47-49	Highlights
50-59	Boxscores
60	Team & Individual Stats
61	Game-by-Game Stats
62	Superlatives
63-64	Miscellaneous Stats

65-163: Record Book

65-67	Single-Game Records
68	O'Connell Center Records
69-70	Career Records
71-72	Individual Single-Season Records
73-74	Team Single-Season Records
75-76	Top Games Scoring & Rebounding
77	Biggest Wins & Losses
78	SEC Stat Champions & Winning/Losing Streaks
79-82	Year-by-Year Stat Leaders
83-84	Year-by-Year Team & Opponent Stats
85-92	Thousand-Point Scorers
93-105	All-Time Game-by-Game Results
106	Year-by-Year Team Record
107	Coaching Records
108-109	In the Polls
110	Wins vs. Ranked Opponents
110-111	Halftime Comebacks
111	Overtime & 100-Point Games
112-113	National TV Games
114	All-Time Series Records vs. Opponents
115-124	All-Time Series Scores
125	Florida vs. the Conference
126	NCAA Tournament History
127	NCAA Tournament Records
128-142	NCAA Tournament Boxscores
143	SEC Tournament History
144	SEC Tournament Records
145	Regular Season Tournaments
146-149	Individual Career Stats
150-152	Usual Starting Lineups by Season
153-155	All-Time Lettermen
155	All-Time Asst. Coaches, Mgrs., Trainers & Strength Coords.
156-157	All-Time Numerical Roster
158-163	Individual Honors

164-180: Program Information

164-165	Gators in the Pros
166	Back-to-Back National Champions
167-169	Stephen C. O'Connell Center
170	Attendance Figures
171-173	2013-14 Opponent Information
174	UF President Bernie Machen
175	Director of Athletics Jeremy Foley
176	UAA Board, IAC & Gator Boosters Board
177	University Athletic Association All-Sports Accomplishments
178	Gator IMG Sports Network & NCAA Compliance Information
179	Nike Basketball
180	Media Information

2014-15 Media Guide Credits

The official 2014-15 University of Florida Men's Basketball media guide has been published by the University Athletic Association, Inc. This guide has been written and edited by the UAA Communications Department. It is not for public sale or recruiting and is intended for media use only.

Editor	Denver Parler
Assistant Editors	Kelly Reynolds Robyn Jones Lisa Gallo
Typesetting and Design	Denver Parler
Covers	Kelly Streeter
Printing	StorterChilds

Photography: Jim Burgess, Tim Casey, Ron Irby, Jay Metz, Jason Parkhurst, UF News Bureau (Ray Carson), Frederick Breedon, Nathaniel S. Butler (NBAE/Getty Images), Paul Chapman, Allen Chevront, Jim Cowsert, David Coyle, Scott Cunningham (NBAE/Getty Images), Glen Danforth Adrian Dennis, Tom DiPace, Bruce Fine, Jeff Gage, Marcie Hall, David Hobby, Jason Howey, Erik Lesser, Doug Lind, Melissa Majchrzak, Fernando Medina, Al Messerschmidt, Eric Miller, Steve Moakley, John Moran, Steve Morton, NBA Photos, NCAA photos, Gene Page, Roby Page, Steve Rodriguez, Bob Rosato, David Silverman, Art Seitz, USA Basketball, Tom Warren, Kevin Wisniewski.

UAA Communications Staff

Dan Apple	Assistant Director (Football)
Kathy Cafazzo	Associate Director (W. Basketball/W. Tennis)
Norm Carlson	Assistant A.D./Historian
Scott Carter	Senior Writer
Tim Casey	Photographer
Bruce Floyd	Social Media Manager
Chris Harry	Senior Writer
John Hines	Associate Director (Baseball)
Mary Howard	Associate A.D., Comm. (Soccer/Gymnastics)
Rachel Labosky	Intern (Men's & Women's Tennis)
Steve McClain	Associate A.D., Comm. (Football)
Kyle Oland	Intern (Lacrosse/Cross Country)
Emily Padgett	Student (Men's Golf)
Will Pantages	Intern (Swimming & Diving)
Denver Parler	Assistant Director (M. Basketball)
Kelly Reynolds	Assistant Director (Volleyball/Track)
Jennifer Wagner	Coordinator
Brianne Wigley	Student (Women's Golf)
Dawn Zinsmaster	Executive Assistant

Communications Office Phone 352-375-4683, ext. 6100
 Communications Fax 352-375-4809
 Press Row 352-371-0281

Communications Mailing Address:
 P.O. Box 14485
 Gainesville, FL 32604

Communications Shipping Address:
 Ben Hill Griffin Stadium
 121 Gale Lemerand Drive
 Gainesville, FL 32611

Quick Facts

Location	Gainesville, Fla.
Founded	1853
Enrollment	49,042
Conference	Southeastern (SEC)
Nickname	Gators
Mascots	Albert and Alberta
Colors	Orange (PMS 172) and Blue (PMS 287)
Website	GatorZone.com
Twitter	@GatorZoneMBK, @UFCoachBillyD
UF President	Dr. Bernie Machen (Vanderbilt '68)
Director of Athletics	Jeremy Foley (Hobart '74)
Head Coach	Billy Donovan (Providence, '87)
UF Record	19th season/451-169
Overall Record	21st season/485-189
Assistant Coaches	Rashon Burno (DePaul, '02) Matt McCall (Florida, '05) John Pelphrey (Kentucky, '92)
Director of Basketball Operations	Darren Hertz
Video Coordinator	Peter Gash
Assistant to the Head Coach	Billy Schmidt
Office Manager	Tracy Pfaff
Staff Assistant	Mike Robuck
Academic Counselor	Tom Williams
Athletic Trainer	Dave "Duke" Werner
Strength & Conditioning Coordinator	Preston Greene
Arena	Stephen C. O'Connell Center (11,548)
Seasons	96th
Overall Record	1,330-1,044
SEC Record	590-613
NCAA Tournaments	17 (1987*, '88*, '89, '94, '95, '99, 2000, '01, '02, '03, '04, '05, '06, '07, '10, '11, '12, '13, '14) *Vacated
Final Fours	5 (1994, 2000, '06, '07, '14)
National Championships	2 (2006, '07)
NIT Appearances	9 (1969, '84, '85, '86, '92, '93, '98, 2008, '09)
SEC Tournament Championships	4 (2005, '06, '07, '14)
SEC Championships	7 (1989, 2000, '01, '07, '11, '13, '14)
All-Americans	25
All-SEC	104
SEC Academic Honor Roll	101
NBA Draftees	35
2013-14 Record	36-3
2013-14 Conference Record	18-0 (1st)
Lettermen Returning/Lost	8/4
Starters Returning/Lost	1/4



GATORZONE.COM



@GatorZoneMBK
 @UFCoachBillyD
 @GatorZoneNews
 #ItsGreatUF



@gatorzonembk



facebook.com/FloridaGators

HEAD COACH BILLY DONOVAN



BILLY DONOVAN

Head Coach

18th Season

Providence, 1987

Rockville Center, N.Y.

Hired March 27, 1996

Donovan Highlights

2 National Championships	2006, 2007
3 Nat'l Championship Game Appearances	2000, 2006, 2007
4 Final Fours	2000, 2006, 2007, 2014
6 SEC Championships	2000, 2001, 2007, 2011, 2013, 2014
5 SEC East Championships	2000, 2001, 2002, 2007, 2011
4 SEC Tournament Championships	2005, 2006, 2007, 2014
3 SEC Coach of the Year Honors	2011, 2013, 2014
Coaching Record at UF (18 seasons)	451-169 (.727)
Career Coaching Record (20 seasons)	486-189 (.720)
16 Straight 20-Win Seasons	Active Streak, Since 1998-99

As a player he was known simply as "Billy the Kid." A player with fire, passion and discipline. An overachiever.

A kid no more, Donovan has done the unthinkable entering his 19th season at Florida. He has taken a program that experienced small pockets of success and has made history.

Two National Championships and three appearances in the title game.

Four Final Fours.

Six SEC Championships.

Three consecutive SEC Tournament titles from 2005-07 and adding a fourth in 2014.

The No. 1 ranking in the nation in five different seasons, including starting and finishing the 2006-07 season in that spot.

Sixteen straight 20-win seasons, three 30-win seasons, including school records of 36 wins and a 30-game winning streak in 2013-14.

Seventeen consecutive postseason appearances.

There was a time when any of these goals seemed unattainable for the University of Florida basketball program – until March 27, 1996, when Florida athletic director Jeremy Foley hired the up-and-coming Donovan who has turned the Gators into a perennial national power.

Under Donovan, the once unattainable goals of the program have become a reality, as he has taken the University of Florida and established

it among a very short list of elite programs in the nation. He has joined the greats in his profession and elevated the University of Florida to be mentioned among the great programs in college basketball.

In 2007, the Gators became just the seventh team in NCAA history and the first in 15 years to win back-to-back titles. He joined Adolph Rupp as only the second coach in SEC history to guide his team to multiple national titles. In 2013, he surpassed Rupp with his 31st NCAA Tournament win, most by any SEC coach in the history of the conference, and now sits at 35. In April 2010, he became the youngest recipient ever of the Wooden Award's "Legends of Coaching" honor. In July 2014, ESPN.com ranked the top 50 college basketball coaches and named Donovan the nation's best.

For those who have followed Donovan's career it should come as no surprise that he has made Florida basketball a winner.

He was a winner at Providence College, where he led the Friars to their best season in school history and a trip to the Final Four in 1987. He was a winner as a New York Knick playing with the elite athletes in the NBA. He was a winner in five years as an assistant at Kentucky and was part of the Wildcats' Final Four run in 1993. He was a winner as a head coach when he inherited a struggling Marshall program and in two short years won more than 60 percent of his games and put fans back in the seats. Now he has created hoop hysteria in Gainesville. Donovan is one of only two people in the history of Division I college basketball who have played in a Final Four, served as an assistant coach on a Final Four team and participated in the Final Four as a head coach.

Under Donovan, Florida has set a school record with 17 straight post-season appearances, including NCAA Tournament appearances 14 of the last 16 seasons and six Elite Eight appearances in the past nine seasons. The Gators have also put together 16 consecutive 20-win seasons, the fifth-longest active streak.

UF made the school's first-ever appearance in the National Championship game in 2000 before winning the title in both 2006 and 2007. Donovan has won 35 NCAA Tournament games, more than any other SEC coach ever has. On Dec. 20, 2006, he became the school's all-time leader in career wins, posting his 236th at UF, a total that has since risen to 451 and ranks behind only Adolph Rupp in SEC history.

After the school had just one Southeastern Conference championship in 77 seasons prior to his arrival, Donovan has tallied six SEC titles (2000, 2001, 2007, 2011, 2013 and 2014). Florida and Kentucky are the only two SEC schools to capture consecutive league crowns in the past 35 years. The Gators' current run of three outright SEC titles in the past four seasons is the first such stretch since Kentucky in 1995-98.

Florida captured five SEC East titles under Donovan (before the league

abandoned divisions following the 2010-11 season) and won three straight SEC Tournament titles from 2005-07, the only three in school history until adding a fourth in 2014. In leading the Gators to the SEC crown for the fourth time in 2011, Donovan picked up the first SEC Coach of the Year honor of his career and added the same accolade again following the 2013 and 2014 seasons.

Florida won 261 games in the first decade of this century – the fifth-most in the nation and the highest total in the SEC during that span, and nearly 100 wins better than any other decade in UF history.

Donovan's winning percentage at UF (.727) is the best among all Gator coaches who spent more than one season in Gainesville. He reached the 100-victory mark at UF quicker than any coach in school history, needing just 154 games to reach the century plateau. He won his 200th game at UF on Dec. 3, 2005, and broke the school record for wins (236th) on Dec. 20, 2006, doing so in 92 games fewer than previous record-holder Norm Sloan. In 2008-09, he became the first UF coach to win 300 games, and he added his 400th win at UF with a 31-point victory over Missouri in the teams' first meeting on Jan. 19, 2013.

Donovan picked up his 400th overall career win (including his two years at Marshall) with Florida's win over Stetson on Nov. 28, 2011, and holds a 450-186 career record.

Donovan's teams have knocked off 66 ranked opponents during his tenure, including a 14-2 mark during the Gators' two-year run as NCAA champions. Since 2006, Donovan has led UF to a 25-5 record in NCAA Tournament action. His .745 career winning percentage (35-12) in the NCAA Tournament ranks fifth among active coaches.

In 2010-11, Chandler Parsons became the first Gator to be named the SEC Player of the Year, and Scottie Wilbekin joined that company in 2013-14. In both cases, neither player was Florida's leading scorer, a testament to Donovan's team-based style of play.

Seventeen of Donovan's freshmen have been recognized as among the best in the league, including in 2011-12 when Bradley Beal became the first Gator to be named both SEC All-Freshman and first-team All-SEC. The Gators at least one player on the SEC All-Freshman squad for six straight years from 2008-13.

Nine of Donovan's players have been first-round draft picks in the NBA Draft, after the school boasted only two before his arrival, and he has

Did You Know?

Billy Donovan holds a 35-12 NCAA Tournament record and is 25-5 in the Big Dance since 2006. His 35 NCAA Tournament victories are the most ever by an SEC coach.

Donovan Timeline

1996-present (18th season)	Florida Head Coach
1994-96 (2 seasons)	Marshall Head Coach
1989-94 (5 seasons)	Kentucky Associate Coach 1993-94 (1 season) Assistant Coach 1990-93 (3 seasons) Graduate Assistant Coach 1989-90 (1 season)
1987-88 (1 season)	New York Knicks Player
1983-87 (4 seasons)	Providence Student-Athlete

HEAD COACH BILLY DONOVAN

inked 16 McDonald's All-Americans after UF had just three previously. In 2007, the University of Florida became the first school to have three players taken as top-10 picks of the NBA Draft, with Al Horford going third overall, Corey Brewer seventh and Joakim Noah ninth. UF had five players taken in the 2007 NBA Draft and has had six first-round picks since 2005.

Average attendance has topped 10,000 every season since 2000-01 and UF shattered the school record for average attendance in 2006-07 with an 11,826 average per game, including a school record 12,621 in the Gators' thrashing of Ohio State on Dec. 23, 2006. A record 226,815 fans passed through the turnstiles of the O'Dome in 2007-08.

Off the court, Donovan's players have excelled in the classroom. A league-best 69 SEC Academic Honor Roll honors have been earned by 37 student-athletes under Donovan, including a league record eight in 2014. In 2002-03, Matt Bonner earned his second consecutive Academic All-American of the Year award while earning First Team Academic All-America honors for the third straight year. Carrying a 3.98 GPA, Bonner is also the only player in school history to be named an Academic All-American three times. Lee Humphrey added to that list, earning second-team Academic All-America honors in 2005-06, while earning first-team honors in 2006-07.

Patric Young became the first player named SEC Scholar-Athlete of the Year three times, earning the accolade every year from 2012-14. Young also earned third-team Academic All-American status in 2014. Humphrey was a two-time winner of the SEC's top student-athlete award, and Ray Shipman also won in 2010. In all, a Gator has earned that honor

in six of the last nine seasons. Thirty-one of the 35 seniors who have suited up to play for Donovan have graduated from the University of Florida.

Donovan has also become active in the international basketball community, serving as USA Basketball head coach for each of the past three summers. Ge first worked with the American squad at the 2012 U18 FIBA Americas, leading the USA squad to a gold medal in Brazil. He then spearheaded USA Basketball's gold medal-winning 2013 U19 FIBA World Championships team, which included UF's Michael Frazier II, in the Czech Republic. Donovan most recently led the 2014 U18 team to another FIBA Americas gold medal, as USA Basketball hosted the event at the U.S. Olympic Training Center in Colorado Springs, Colo.

The 49-year-old Donovan, Florida's 17th head coach, has certainly lived up to his national reputation as one of the nation's top coaches who preaches an up-tempo, full-court, pressing style of play built around a tremendous work ethic.

The work ethic at Florida started in the recruiting trenches. Just eight months into the job in Gainesville, Donovan landed two of the premier prep players in the state (4A Player of the Year Major Parker and 6A Player of the Year Brent Wright). With a full year under his belt, Donovan and his staff pushed themselves even harder and the results showed. Once again, the focus of the recruiting efforts remained in Florida and the Gators got early commitments from four of Florida's best – Teddy Dupay, LaDarius Halton, Udonis Haslem and Sylbrin Robinson. Those early commitments allowed Donovan and his staff to pursue one of the nation's most coveted high school stars, South Dakota

20-Win Season Streaks

Billy Donovan is one of five coaches all-time to amass 15 or more consecutive 20-win seasons at one school.

Dean Smith	North Carolina	1971-97	27
Lute Olson	Arizona	1988-2007	20
Mike Krzyzewski	Duke	1997-present	18
Jim Boeheim	Syracuse	1998-present	17
Billy Donovan	Florida	1999-present	16

Florida's 15-season 20-win streak marks one of five schools with an active 20-win streak at least that long.

Kansas	25
Duke	18
Gonzaga	17
Syracuse	17
Florida	16

standout Mike Miller. Miller, who joined Dupay on the prestigious McDonald's All-American team, chose Florida over Kansas and Kentucky to give the Gators a consensus top-five recruiting class.

Proving that class was no fluke, Donovan put together another consensus top-five recruiting class in 1999. This one landed another pair of McDonald All-Americans (Brett Nelson and Donnell Harvey, who



Donovan vs. Opponents as a Head Coach (486-189)

Air Force	1-0	Long Island	1-0	Robert Morris	1-0
Alabama	21-5	Longwood	1-0	Rutgers	4-1
Alabama State	2-0	Louisiana-Lafayette	1-0	St. Peter's	1-0
Albany	2-0	LSU	14-8	Sam Houston State	2-0
American University	3-0	Louisiana Tech	1-0	Samford	1-0
Appalachian State	3-2	Louisville	0-3	San Diego State	1-0
Arizona	2-2	Manhattan	0-1	Savannah State	3-0
Arizona State	1-0	Marquette	2-0	South Alabama	2-1
Arkansas	17-6	Maryland	1-1	South Carolina	26-11
Arkansas-Little Rock	1-0	Massachusetts	0-1	South Florida	3-0
Auburn	20-4	McNeese State	1-0	Southeastern Louisiana	1-0
Belmont	1-0	Memphis	1-0	Southern	2-0
Bethune-Cookman	6-0	Miami (Fla.)	3-1	Southern Utah	1-0
Bluefield	1-0	Michigan	1-1	Stanford	0-1
Bradley	1-0	Michigan State	2-3	Stetson	10-0
Butler	2-2	Middle Tennessee	2-0	Syracuse	1-3
BYU	1-1	Milligan College	1-0	Temple	2-1
Canisius	1-0	Minnesota	1-0	Tennessee	19-18
Central Michigan	2-0	Mississippi	15-7	Tennessee Chatt.	5-1
Charleston Southern	3-0	Mississippi State	14-8	Tennessee-Martin	1-0
Charlotte	1-0	Mississippi Valley State	1-0	Tennessee Tech	1-0
Citadel	2-0	Missouri	3-1	Texas	0-2
Coastal Carolina	3-0	Missouri-Kansas City	1-0	Texas A&M	3-0
Connecticut	0-2	Montana State	1-0	Toledo	1-0
Creighton	1-2	Morehead State	3-0	Troy	1-0
Davidson	1-4	Morgan State	1-0	Tulane	2-0
Dayton	1-0	Nevada	0-1	UAB	2-1
Delaware	0-1	New Hampshire	3-0	UCF	6-1
DePaul	1-1	New Orleans	2-0	UCLA	4-0
Duke	1-1	Nicholls State	1-0	UC Santa Barbara	1-0
Duquesne	2-0	Norfolk State	1-0	Utah State	1-0
Eastern Illinois	1-0	North Carolina	1-0	Vanderbilt	24-12
Eastern Kentucky	4-0	North Carolina A&T	1-0	Vermont	1-0
East Tennessee State	2-2	North Carolina Central	1-0	Villanova	1-1
Florida A&M	10-0	North Carolina State	2-0	Virginia	1-0
Florida Atlantic	3-0	NC Wilmington	2-0	VMI	4-1
Florida Gulf Coast	2-0	North Dakota State	1-0	Wake Forest	1-1
Florida State	12-6	North Florida	4-0	Washington	1-0
Fresno State	1-0	Northeastern	1-0	Weber State	1-0
Furman	1-1	Northwestern State	1-0	Western Carolina	1-1
George Mason	1-0	Ohio	1-0	Western Kentucky	2-0
Georgetown	2-1	Ohio State	2-3	West Virginia	2-2
Georgia	26-10	Oklahoma State	1-0	Winthrop	1-0
Georgia Southern	9-0	Oregon	1-0	Wisconsin	1-1
Gonzaga	1-1	Pennsylvania	1-1	Wisconsin-Milwaukee	1-0
Hampton	1-0	Penn State	0-1	Wright State	1-0
High Point	3-0	Pittsburgh	1-0	Xavier	1-0
Illinois	1-0	Prairie View A&M	1-0	Yale	2-0
Jackson State	2-0	Presbyterian	1-0		
Jacksonville	11-1	Providence	3-0		
Jacksonville State	1-0	Puerto Rico	1-0		
Kansas	2-1	Purdue	1-1		
Kansas State	1-3	Radford	2-0		
Kent State	1-0	Rhode Island	1-0		
Kentucky	17-26	Richmond	1-1		
Liberty	1-0	Rider	1-0		

HEAD COACH BILLY DONOVAN

Year-by-Year Coaching Record

Year	School	Overall	League	Postseason
1994-95	Marshall	18-9 (.667)	10-4 (.714)	
1995-96	Marshall	17-11 (.607)	8-6 (.571)	
1996-97	Florida	13-17 (.433)	5-11 (.313)	
1997-98	Florida	14-15 (.483)	6-10 (.375)	NIT; 0-1
1998-99	Florida	22-9 (.710)	10-6 (.625)	NCAA Sweet 16; 2-1
1999-00	Florida	29-8 (.784)	12-4 (.750)	NCAA Runner-Up; 5-1
2000-01	Florida	24-7 (.744)	12-4 (.750)	NCAA Second Round; 1-1
2001-02	Florida	22-9 (.710)	10-6 (.625)	NCAA First Round; 0-1
2002-03	Florida	25-8 (.758)	12-4 (.750)	NCAA Second Round; 1-1
2003-04	Florida	20-11 (.645)	9-7 (.563)	NCAA First Round; 0-1
2004-05	Florida	24-8 (.750)	12-4 (.750)	NCAA Second Round; 1-1
2005-06	Florida	33-6 (.846)	10-6 (.625)	NCAA Champions; 6-0
2006-07	Florida	35-5 (.875)	13-3 (.813)	NCAA Champions; 6-0
2007-08	Florida	24-12 (.667)	8-8 (.500)	NIT Semifinals; 3-1
2008-09	Florida	25-11 (.694)	9-7 (.563)	NIT Quarterfinals; 2-1
2009-10	Florida	21-13 (.618)	9-7 (.563)	NCAA First Round; 0-1
2010-11	Florida	29-8 (.784)	13-3 (.813)	NCAA Elite Eight; 3-1
2011-12	Florida	26-11 (.703)	10-6 (.625)	NCAA Elite Eight; 3-1
2012-13	Florida	29-8 (.784)	14-4 (.778)	NCAA Elite Eight; 3-1
2013-14	Florida	36-3 (.923)	18-0 (1.000)	NCAA Final Four; 4-1
Overall	20 Years	486-189 (.720)	210-110 (.656)	17 postseason appearances
Rec. at UF	18 Years	451-169 (.727)	192-100 (.658)	40-15 (.727); 35-12 NCAA (.745)

joined Matt Bonner and Justin Hamilton as freshmen in 1999-2000. Florida was the only school in the nation to have multiple selections in the 1998 and 1999 McDonald's All-American games. The 2000 class included a Parade All-American, Orien Greene. The 2001 class featured a nation's best three McDonald's All-Americans – Kwame Brown, David Lee and James White, although Brown declared for the NBA Draft. Donovan's five-man recruiting class in 2002 – highlighted by another McDonald's All-American Anthony Robinson and Matt Walsh again ranked among the nation's best. Corey Brewer was the ninth McDonald's All-American recruited by Donovan's staff, while Jai Lucas and Nick Calathes became the 10th and 11th. Kenny Boynton was the 12th and went on to a 2,000-point career with the Gators. Patric Young was Donovan's 13th McDonald's All-American and 2012 first-round NBA draft pick Bradley Beal was the 14th. Current Gator sophomores Kasey Hill and Chris Walker are the 15th and 16th McDonald's All-Americans to sign with UF out of high school.

The recruiting efforts have paid dividends on the floor. After inheriting a squad won just 12 games the year before his arrival, Donovan's squads have ranked among the nation's best, averaging 25.1 wins per season and has twice led the nation in wins, chalking up 35 in 2006-07 and 36 in 2013-14.

The hallmark of the 2013-14 Gators was consistency. Forged around the senior class of Casey Prather, Scottie Wilbekin, Will Yeguede and Patric Young, the Gators went 123 days without losing a game en route to a 30-game winning streak that demolished the previous school record of 17 straight victories. Florida reached the Final Four for the

Did You Know?

Billy Donovan and Dick Harp are the only two men who have played in a Final Four, served as an assistant coach on a Final Four team and been head coach of a Final Four team? Donovan served as an assistant on the 1993 Kentucky team that advanced to the Final Four, while Harp served as an assistant on the 1952 and 1953 Kansas teams that advanced to the Final Four. Six men have participated in a Final Four as both a player and a head coach.

Name	Player	Coach
Vic Bubas	North Carolina State	Duke
Billy Donovan	Providence	Florida
Dick Harp	Kansas	Kansas
Bob Knight	Ohio State	Indiana
Bones McKinney	North Carolina	Wake Forest
Dean Smith	Kansas	North Carolina

fourth time under Donovan and the fifth time in school history, finally getting over the Elite Eight hump where the 2014 senior class had seen its season end each of its first three seasons at UF. The Gators also produced a memorably perfect 18-0 record in SEC competition, becoming just the second school to post an 18-0 record in major-conference play (Indiana, 1974-75 and 1975-76), before topping that off with an SEC Tournament title to go 21-0 overall vs. SEC competition. Despite the dominant record, blowouts were not the norm. Rather, resilience, steady veteran play and big shots when the moment called for it. The Gators posted 3-0 sweeps of SEC rivals Kentucky and Tennessee, marking the first time since 1978-79 that UK suffered three losses to the same opponent in a season.

The Gators' 2012-13 team built its identity on defense and rode that to an SEC Championship and NCAA

Elite Eight appearance with a 29-8 overall record and a 14-4 league record. The Gators' 54.4 points allowed per game ranked third in the nation, while their +17.0 scoring margin was second. UF held opponents to .382 shooting from the floor, lowest by a Gator team since 1957-58. Florida twice held opponents to 10 points or fewer in the first half (10, South Carolina; 9, Alabama State), and South Carolina's 36 total points were the fewest by an SEC opponent since 1948. With all the defensive effort, the Gators did not sacrifice on the offensive end of the floor, leading the conference in field goal percentage (.478), 3-point field goal percentage (.378) and 3-pointers per game (8.1).

Despite losing three seniors from the previous season, the 2011-12 team made its second straight trip to the Elite Eight. Florida finished with a 26-11 mark and reached 25 wins for the seventh time in the past 13 seasons, while posting a 10-6 mark in SEC play. The team led the nation in 3-pointers with 9.6 per game and totaled a school-record 357 3-point field goals, which also ranks as the second-highest single-season total in SEC history. Florida hit 10 or more 3-pointers in 22 games, the most ever for a Donovan-coached team. Erving Walker ascended to fourth on the UF all-time scoring list while leading the SEC in assist-to-turnover ratio.

The 2010-11 Gators had one of the most impressive seasons in school history as UF finished the season with a 29-8 record, the 29 wins tying with the 1994 and 2000 Final Four teams for third-most wins in school history. Along the way, Florida won 13 of 16 SEC games, claiming just the third outright conference title in school history, Donovan was named SEC Coach of the Year for the first time in his career and Parsons became the first Gator to be honored as SEC Player of the Year. The Gators reached the Elite Eight before falling to eventual national finalist Butler.

In 2009-10, the Gators returned to the NCAA Tournament, posting a non-conference win over No. 2-ranked Michigan State along the way. Erving Walker earned Second Team All-SEC honors, while Kenny Boynton earned SEC All-Freshman honors. A relentless team, the Gators rallied from halftime deficits five times on the year.

The 2006-07 squad will go down as one of the great teams in college basketball history, closing out with a 35-5 mark, starting the year as No. 1 in the nation, and finishing the year in the same spot after another convincing NCAA Tournament run. With the pressures of college basketball's first possible repeat champion in 15 years, Donovan pushed all the right buttons, managing the complex personalities of one of the most talented lineups in the history of college basketball.

Florida dominated the Southeastern Conference, going 13-3 and win-

ning the school's fourth SEC title and only its second outright title. The Gators demolished the field at the SEC Tournament to win the school's third straight title in the event.

Each of Florida's top six players were honored by the league, as Joakim Noah, Al Horford and Corey Brewer earned First Team All-SEC honors, Taurean Green earned Second Team honors, Lee Humphrey was the SEC Scholar Athlete of the Year and Chris Richard the Sixth Man of the Year. Noah (Second Team) and Horford (Third Team) earned AP All-America honors for their tremendous efforts.

The Gators went 8-1 against ranked opponents, including 3-0 against top-five teams. The Gators won their first six games of the season before dropping two out of three with a depleted roster. Donovan then led the team to its third 17-game winning streak in the last two years, as the Gators held the No. 1 spot from Jan. 15 until Feb. 19, the longest continuous run in school history.

After winning the SEC regular season title, the Gators shifted into another gear as the postseason approached. Florida won each of its three SEC Tournament games by 17+ points, waltzing to a third straight title behind an MVP performance from Horford.

After dismantling Jackson State in the NCAA Tournament opener, the Gators rallied from a two-point halftime deficit against Purdue to advance to the school's fourth Sweet 16 in the last nine years. Donovan guided the Gators to wins over Butler and Oregon to advance to the Final Four for the third time in his tenure and the second straight year behind a regional MVP performance from Green.

Coaching Honors

SEC Coach of the Year	2011, 13, 14
USA Basketball Gold Medalist (U18 Americas)	2012, 13, 14
ESPN.com Top 50 Coaches, Ranked #1	2014
Wooden Award's "Legends of Coaching" Honor	2010
ESPN.com National Coach of the Year	2001
NABC District Coach of the Year	2000, 03, 13
USBWA District Coach of the Year	2014
U.S. Sports Academy, National Coach of the Year	2007
Gainesville Sun Sportsperson of the Year	1999
Basketball Times National Rookie Coach of the Year	1994
West Virginia College Coach of the Year	1994
Southern Conference Coach of the Year	1994

Playing Experience

1983-87	Providence College
1987-88	New York Knicks (NBA)

Playing Honors

Honorable Mention All-America (UPI)	1987
All East	1987
NABC All District	1986 (2nd team), 1987 (1st team)
All Big East	1986 (3rd team), 1987 (1st team)
New England Player of the Year	1987
Providence Male Athlete of the Year	1986, 87
Providence Captain	1986, 87
Providence MVP	1986, 87
NCAA Southeast Region Most Outstanding Player	1987
Big East All-Tournament Team	1987
All-Time Providence Civic Center Team	1999
Providence Hall of Fame	1999

Education

St. Agnes High School	1983
Providence College	1987
<i>Bachelor of Arts in General Social Studies</i>	

Date of Birth

May 30, 1965

Family

Wife: The former Christine D'Auria
 Children: William (22, 2/10/92), Hasbrouck (20, 3/12/94), Bryan (17, 1/6/97) and Connor (12, 11/18/01)

HEAD COACH BILLY DONOVAN

At the Final Four, the Gators proved to once again be the dominant team in college basketball, easily defeating UCLA in the national semifinal, then completing a dream season with a nine-point victory over Ohio State in the national title game, as Brewer earned MVP honors.

The 2006-07 Gator squad led the nation in field goal percentage (.526) and margin of victory (+17.2), while leading the SEC in seven major categories.

The 2005-06 team was one of the truly special teams in recent basketball history, tearing through the NCAA Tournament field to the Gators' first NCAA title. Donovan led the Gators to a then-school record 33 wins, including a record 17 straight to start the season. Florida served notice early in the season starting the year unranked and marching to the title of the Coaches vs. Cancer Classic at Madison Square Garden, beating ranked and much more experienced opponents Wake Forest and Syracuse in the process.

Florida reached New Year's undefeated for the first time in school history and finished regular season non-conference play a perfect 14-0. After finishing second in the SEC East, Florida turned it up a notch once the calendar turned to March. Florida defeated Kentucky at Rupp Arena for the first time since 1998, taking a 15-point decision on Senior Day. The Gators then stormed Nashville and took home their second straight SEC Tournament title, defeating Arkansas, LSU and South Carolina to claim the crown.

Florida then raced through the NCAA Tournament, demolishing its opponents by an average of 16.0 points per game in its six victories. The Gators opened with 26- and 22-point wins, respectively, over South Alabama and Wisconsin-Milwaukee and then swept Big East opponents Georgetown and Villanova in the Minneapolis Region to advance to the Final Four. Once in Indianapolis at the Final Four, Florida left no doubt that it was the most dominant team in the 2006 tournament, beating George Mason by 15 in the national semifinal, then UCLA by 16 in the national title game. Florida became the first school since UCLA in 1968 under legendary coach John Wooden, to win both the national semifinal and the final by 15+ points.

Joakim Noah earned Final Four MVP and Minneapolis Region MVP honors and was tremendous during the NCAA Tournament. The 6-11 forward averaged 16.2 points, 9.5 rebounds and swatted an NCAA Tournament record 29 shots over the six games.

Noah earned First Team All-SEC honors while Donovan's ideal plan of balance was executed to its fullest potential in 2005-06 as all five starters averaged in double-figures and all five were honored by the SEC. Florida finished second in the nation in field goal percentage and was among the national leaders in assists, as the group took Donovan's lead, made the extra pass and played the game unselfishly.

During the Gators' two-year run as national champions, Donovan led the squad to 18 straight postseason wins, the longest by any program since the great UCLA teams of John Wooden won 28 straight games. Donovan's teams have broken 64 school (individual and team), SEC

and NCAA Tournament records over the two years.

The 2004-05 season did nothing but solidify Donovan's place among the coaching elite, as he guided the Gators to a 24-8 mark and the school's first SEC Tournament title. Donovan blended a team with returning upperclassmen David Lee, Anthony Roberson, Matt Walsh and Adrian Moss with a group of talented freshmen and sophomores.


The Gators won 12 games in SEC play for the fourth time under Donovan and led the league in scoring and scoring margin. Most notably, however, the Gators finished third in the league in points per game surrendered, a vast improvement after finishing 11th the year before.

Anthony Roberson was runner-up for SEC Player of the Year, earned Honorable Mention All-America from the Associated Press and First Team All-SEC from both the league coaches and AP. David Lee became the first Gator in 15 years to average a double-double in SEC play and earned Second Team honors across the board while Matt Walsh was a Second Team choice by the league coaches.

The Gators were brilliant down the stretch, winning six of their final seven regular season games, capped with a 53-52 victory over Kentucky on Senior Day before a then-school record crowd of 12,602 fans. The Gators then stormed through Atlanta, taking the toughest route possible. They defeated Mississippi State, a team they had lost to earlier in the year, and SEC West champion Alabama before picking up a 17-point win over Kentucky in the title game. The victory over Kentucky gave Florida two wins over the Wildcats in the span of a week, the first team to beat UK twice within a 10-day stretch since 1920.

Florida reached the NCAA Tournament and held off a solid Ohio team in the opening round before running into Villanova, one of the hottest teams in the nation, in the second round. When it was all said and done the Gators had won 20 games for the seventh straight year, reached the NCAA Tournament for the seventh straight year, made history in the SEC Tournament and had finished with the fourth most wins in school history.

In 2003-04, Donovan came up with, arguably, one of his finest coach-



ing efforts, molding the third youngest team in the nation into a squad that reached the SEC Tournament Championship game for the first time in a decade.

Eight of the 10 scholarship players at the season's end were in either their freshman or sophomore years, as Donovan used a combination of seven different starting lineups throughout the season. Staring at 14-8 on Feb. 18, Donovan inspired his team to six wins in its final eight games heading into the NCAA Tournament, as the Gators won 20 games for the sixth straight season and reached the Dance for the sixth straight year.

Anthony Roberson earned Honorable Mention All-American honors and first-team All-SEC honors from both the coaches and Associated Press, while Matt Walsh earned second-team honors from each and David Lee earned Second Team honors from the league coaches and Third Team honors from the AP. Roberson averaged 17.9 points per game, the highest ever by a Donovan-coached player at UF, while Walsh's 15.8 points per game were then the fifth-best single season average by one of his players.

The season was filled with thrilling finishes, as the Gators defeated third-ranked Arizona at the Tip-Off Classic in Springfield, Mass., when Bonell Colas cut to the basket and finished a lay-up in the closing seconds, a victory that helped the Gators reach No. 1 in the nation on Dec. 8. Against Alabama in the SEC Tournament, Lee Humphrey hit a 17-foot jumper at the buzzer to give the Gators a thrilling 75-73 overtime victory, while Roberson followed the next day with a 35-point outburst against Vanderbilt, the most points by a Gator in over 20 years.

The 2002-03 team reached uncharted territories in one of the most successful seasons in school history. The Gators established a new school record with 24 regular season wins, while reaching No. 1 in the nation for the first time in school history on Feb. 3, 2003. The Gators earned a No. 2 seed in the NCAA Tournament, their highest positioning ever in the postseason, while their 25 wins overall were the third most in school history.

Donovan Stats as a Player

Providence											
YEAR	G	FG-FGA	PCT	3FG-3FGA	PCT	FT-FTA	PCT	REB	A	PTS	AVG
1983-84	28	25-68	.368	----	----	15-21	.714	23	85	65	2.3
1984-85	29	41-87	.471	----	----	10-15	.667	16	71	92	3.2
1985-86	31	183-358	.511	----	----	103-130	.792	49	147	469	15.1
1986-87	34	203-467	.435	97-237	.409	199-236	.843	102	243	702	20.6
TOTALS	122	452-980	.461	97-237	.409	327-402	.813	190	546	1328	10.9

New York Knicks											
YEAR	G	FG-FGA	PCT	3FG-3FGA	PCT	FT-FTA	PCT	REB	A	PTS	AVG
1987-88	44	44-109	.404	0-7	.000	17-21	.810	25	87	105	2.4

Donovan vs. Opponents as a Player (67-54)

UAB 1-0; Alabama 1-0; American 1-0; Assumption 2-1; Arizona 1-0; Arkansas-Little Rock 1-0; Austin Peay 1-0; Boston College 5-3; Boston University 1-0; Brown 4-0; Chaminade 1-0; Connecticut 5-2; Dayton 0-1; Farleigh Dickinson 0-1; Georgetown 2-9; George Mason 1-0; Hofstra 1-0; Holy Cross 4-0; Howard 4-0; Illinois State 0-1; Long Island 0-1; Louisiana Tech 0-1; Maine 2-0; Marquette 0-1; Miami 1-0; Northeastern 1-0; Notre Dame 0-2; Penn 1-0; Pittsburgh 2-6; Rhode Island 4-0; Richmond 0-1; Rider 1-0; Seton Hall 9-1; Siena 1-0; St. John's 4-6; Syracuse 0-8; Temple 1-0; Tulsa 0-1; Villanova 2-7; Virginia 1-0; West Texas State 1-0; Xavier 0-1

HEAD COACH BILLY DONOVAN

First-Round NBA Draft Picks

Florida had just two first-round NBA draft picks prior to Donovan's arrival. UF has had nine first-round selections under Donovan.

Name	Year	Team	Overall
Jason Williams	1998	Sacramento	7th
Mike Miller	2000	Orlando	5th
Donnell Harvey	2000	New York	22nd
David Lee	2005	New York	30th
Al Horford	2007	Atlanta	3rd
Corey Brewer	2007	Minnesota	7th
Joakim Noah	2007	Chicago	9th
Marreese Speights	2008	Philadelphia	16th
Bradley Beal	2012	Washington	3rd

A year after finishing just 2-7 in games decided by five points or less, Donovan's squad became a gritty bunch that found a way to win the close ones, claiming seven games decided by five points or less in 2002-03. The Gators tied the school record with a 14-game winning streak, while setting a new O'Connell Center record with a 19-game home winning streak that extended over the final four games of the 2001-02 season until the 2002-03 home finale. Florida was ranked wire-to-wire for the fourth straight year, while matching the school record for SEC wins in a 16-game season with 12.

Anthony Roberson earned SEC Freshman of the Year honors, the first Gator to do so in nearly two decades, while Matt Bonner earned First Team All-SEC honors, Honorable Mention All-America honors, was the Verizon Academic All-American of the Year for the second straight year and was honored as the Men's College Basketball Student Athlete of the Year.

The 2001-02 squad set school records with its fourth consecutive NCAA appearance and a fourth consecutive 20-win season while Donovan led the Gators to a share of their third straight SEC Eastern Division Championship. Florida put together a school-record 14-game winning streak and climbed to a then program-best number two ranking in both polls in the January 14th rankings. Florida posted a final record of 22-9, with the nine losses coming by just an average of 5.0 points per game - the lowest margin of defeat in school history. Florida trailed by more than 10 points just twice all year and seven games came down to the final possession. Florida boasted a league-high five SEC Academic Honor Roll selections and the squad featured the National Academic All-American of the Year (Matt Bonner). In all, the Gator squad set 12 team records, including a then-school-best attendance average of 10,805.

The 2000-01 squad tied a school record with a third straight 20-win season and a third consecutive bid to the NCAA Tournament. At the NCAA Tournament, UF won its opening round game for the third straight year for the first time in school history. The final tally showed 24 wins and a share of the Southeastern Conference Championship for the second consecutive year. UF was ranked No. 8 in the final Associated Press Poll, the highest finish in school history. Reaching those milestones wasn't easy. Florida players missed a combined 33 games because of injuries during the season and UF players had four surgeries during the SEC schedule. UF played at full strength for just nine games and none after December 28th. Florida played one game with seven scholarship players, 11 games with eight scholarship players and 10 games with nine scholarship players. Three of Florida's starters went down with injuries in a week's span of the SEC schedule, and after a 1-3 start to the SEC slate, the outlook was not good. UF's character and will prevailed, as the Gators won 11 of its final 12 league games, with the only loss a buzzer beater at Kentucky.

The 1999-2000 squad will go down as one of the greatest in school history. With preseason expectations higher than ever, the squad became the first in school history to be ranked in the national polls wire-to-wire. The season began with a sold out crowd of 12,487 to witness Florida's 35-point win over Florida State in the O'Connell Center. The season ended with 43,116 fans on hand at the RCA Dome in Indianapo-

lis to watch the school's first-ever appearance in the National Championship game.

In between, there were a lot of other firsts for the Gator hoop program. For the first time in school history, season tickets were sold out before November. The Gators went 12-4 in Southeastern Conference action to share the league championship with Kentucky, Tennessee and LSU - only the second SEC crown in the 81-year history of the program. Florida averaged 9,783 fans and averaged a school record 11,593 fans for SEC home games. The fan support, coupled with UF's average margin of victory of 31.3 points per game, supported one national magazine's preseason claim that the O'Dome is the "Scariest Place to Play" in the nation. Florida made a school-record 31 appearances on television, including eight on CBS and six on the ESPN networks. UF faced a school-record 11 ranked opponents during the year and knocked off the nation's top-ranked team (Duke in the NCAA East Regional Semifinal) for the first time in school history. Two days later UF topped Oklahoma State to advance to the Final Four for the second time in school history and made Donovan just the sixth coach to both play and coach in the Final Four. He then became the fifth of those coaches to appear in the national title game after Florida defeated North Carolina in the National Semifinals.

When the storybook season ended with UF's highest final ranking in school history (second in the ESPN/Coaches' Poll), a total of 34 school records were set. Living up to Donovan's offensive trademark of running and pressing, UF led the SEC in scoring, scoring margin and assists.

Donovan's third squad won 22 games (the fourth most in school history at the time), advanced to the Sweet 16 for the third time in school history and averaged 80.3 points per game. UF's 1998-99 regular-season winning percentage of .731 was the third best in school history and its 10 conference wins were the second most at UF since the league went to a 16-game league format in 1992. En route to setting or tying 30 school records, the 1998-99 Gators became only the second squad in school history to be ranked in the Final Polls (17th in ESPN and 23rd in Associated Press). UF led the SEC in 3-point field goal percentage, 3-pointers per game and steals. For the second consecutive year, Florida led the league with five selections to the SEC Academic Honor Roll.

Donovan's 1997-98 Florida squad made the school's first postseason appearance in three years and won more games and league contests than the year before despite playing a school-record tying eight ranked opponents. The Gators led the nation in an offensive team category for the first time in school history after posting an NCAA best 9.83 3-pointers per game and also led the Southeastern Conference in 3-point field goal percentage. All told, the 1997-98 team set six single-season

records and four game records, while a league-record six student-athletes were named to the SEC Academic Honor Roll. The Gators defeated No. 7 Kentucky at Rupp Arena to mark the first time in 10 years Florida had defeated a ranked SEC team on the road and ended a 10-game slide to the Wildcats. The win also marked the first time the Gators would defeat an eventual national champion in the regular season.

The first order of business on the court in Donovan's first season was conditioning. The Gators lost a combined 61 pounds and decreased their body fat by a combined 27.7 percent before he ever coached a game at UF. Despite replacing three starters and more than 50 percent of the scoring from a club that won 12 games the year before and playing with just six scholarship players for over half of the SEC schedule, Donovan's first Florida squad broke nine school records during the 1996-97 season and won more games than the year before. The Gators ranked 10th nationally and went from worst to first in the league in 3-point shooting percentage as UF led the league in an offensive category for the first time since 1988-89. Every player who scored during the season set or tied career highs in single-game scoring, while seven of the eight players scored more points in 1996-97 than they did in their entire careers entering the season.

Donovan's work ethic also gave Marshall University, home of Donovan's first head coaching job in March of 1994, a basketball facelift. Donovan inherited a program that went 9-18 the year before his arrival and turned a nine-man squad into believers. The result was an 18-9 record and a North Division Championship in the Southern Conference. Marshall averaged just 13 victories a season in the six years before Donovan arrived and finished the 1993-94 season as one of the 10 most improved teams in the nation. Along the way, six school records fell as smooth as 3-pointers swishing in the net in Donovan's fast-paced offense. The Thundering Herd set school records for three pointers in a game (17), 3-point attempts in a game (35), 3-point attempts in a season (693) and 3-pointers made in a season (253). Marshall led the Southern Conference in scoring (84.4), scoring margin (+6.8), free throw percentage (74.2), blocked shots (4.1), steals (11.2), turnover margin (plus-123) and attendance (6,574). Donovan was named the National Rookie Coach of the Year by Basketball Times and added Southern Conference Coach of the Year and West Virginia College Coach of the Year (by West Virginia Sportswriters Association) honors.

It was more of the same in Donovan's second season in 1994-95. Marshall went 17-11, set five school records and led the league in scoring (91.4), field goal percentage (.495) and 3-pointers per game (10.1). Nationally, the Thundering Herd offense ranked third, while its field goal percentage and 3-pointers a game ranked sixth and second, respectively.



HEAD COACH BILLY DONOVAN

SEC Academic Honor Roll

Florida's eight SEC Academic Honor Roll selections in 2014 were a league record. The Gators have an SEC-best 69 SEC Honor Roll selections since 1997.

SEC Academic Honor Roll Selections since 1997

FLORIDA	61
Mississippi State	54
Vanderbilt	46
Alabama	45
Kentucky	44
Georgia	39
Tennessee	35
LSU	34
South Carolina	30
Ole Miss	23
Auburn	22
Arkansas	17

SEC Scholar-Athlete of the Year

In the 11 seasons since the men's basketball SEC Scholar-Athlete of the Year was instituted in 2004, a Gator has won the honor six times. Patric Young became the first three-time winner in 2012-14, after Lee Humphrey was the first repeat winner.

SEC Scholar-Athlete of the Year Selections since 2004

FLORIDA	6
Mississippi State	2
Alabama	1
Georgia	1
LSU	1

on the 1996 National Championship team.

As much as any assistant has digested and learned from the up-tempo, full-court, pressing philosophy adapted by Pitino, Donovan may have as good a grasp as any. Not only did he spend five years under Pitino at Kentucky, he also played the style under him at Providence and later, with the New York Knicks in the NBA.

A native of Rockville Centre, N.Y., Donovan was a part-time player for the Friars in his first two seasons, averaging just over two points as a freshman and three points as a sophomore. Enter Pitino as head coach at Providence in 1985, and "Billy the Kid" was born. Once considered undersized and underdeveloped, Donovan thrived under the new system and finished his career as one of the premier players in Providence history. As a junior he averaged 15.1 points per game and shot better than 50 percent from the field at the guard spot. Donovan then averaged 20.6 points a game and earned honorable mention All-America honors (UPI) as a senior, capping off a magical ride to the 1987 Final Four by being named the Southeast Regional Most Outstanding Player. Donovan still holds the Providence single-season record for minutes played, with 1,234 in 1986-87, while his 1,328 career points rank in Providence's top 20 all-time. Donovan was inducted into the Providence College Hall of Fame in June of 1999 and was named to the 10-man All-Time Providence Civic Center Team in January of 1999.

In the 1987 NBA Draft, Donovan was drafted in the third round (68th overall) by the Utah Jazz, where he played in the preseason before being waived. After a brief stint in the CBA with Wyoming, Donovan rejoined Pitino after signing a one-year contract as a free agent with the Knicks. Donovan played in 44 games, averaging 2.4 points and 2.0 assists per game.

After his one-year stint in the NBA, Donovan worked with an investment banking firm on Wall Street for a year before joining Pitino at UK.

Donovan's work ethic and never-say-die attitude was instilled at a young age when he played at St. Agnes High School in Long Island, New York. Never having enough time at the gym, Donovan was known to prop open the door to the gym before leaving practice so he could return on his own to shoot. On at least one occasion, his worried mother, Joan, found his bed empty at 2 a.m. No worry, said his father, William, who was a standout guard at Boston College and graduated in 1962 as the third-leading scorer in school history. Check the gym, and you will find him. Eventually, the school custodian gave Billy a key to the gym, and later his father built a lighted court in the back yard. The results paid off as Donovan earned first-team All-Long Island honors his last two seasons and led St. Agnes to the Long Island Catholic High School Championship his senior year.

Donovan and his wife, Christine, have four children: Billy, Hasbrouck, Bryan and Connor.

In two short years, his Marshall teams posted an overall mark of 35-20 (.636) and captured a league championship. In 55 games at the helm of the Thundering Herd, his teams averaged 88.8 points a game, shot .472 from the field, .382 from 3-point range and .717 from the line. On the average, his squads attempted 25 3-pointers a game and connected on 9.8 per game. Eleven times his squads had 100-plus points in a game and there was a 2,000-fan increase at the turnstiles during his two-year tenure.

Prior to his coaching job at Marshall, Donovan spent five years on Rick Pitino's staff at Kentucky. Donovan joined the Kentucky staff as a graduate assistant coach in 1989. Prior to the 1990-91 season he was promoted to assistant coach and then to associate coach before the 1993-94 season. During his five-year stay at Kentucky, the Wildcats posted a 122-38 (.763) record and advanced to the Final Four in 1993. In addition to his duties with on-floor coaching, Donovan also had a hand in recruiting all of the upperclassmen



DONOVAN BY THE NUMBERS

Florida Before & After

	Before Donovan 77 Seasons	With Donovan 18 Seasons
NCAA Championships	0	2
NCAA Title Game Appearances	0	3
Final Fours	1	4
NCAA Tournament Appearances	5	14
NCAA Tournament Wins	4	35
20-Win Seasons	5	16
30-Win Seasons	0	3
SEC Championships	1	6
SEC East Championships	1	5
SEC Tournament Championships	0	4
NBA First-Round Draft Picks	2	9
Average Wins Per Year	11.5	25.1
Weeks Ranked	44	233
Weeks Ranked in Top 10	12	137
Weeks Ranked No. 1	0	10
McDonald's All-Americans Signed	3	17

NCAA Titles Since 2000

Connecticut	3
FLORIDA	2
Duke	2
North Carolina	2
Kansas	1
Kentucky	1
Louisville	1
Maryland	1
Michigan State	1
Syracuse	1

Final Fours Since 2000

Michigan State	5
FLORIDA	4
Connecticut	4
Kansas	4
North Carolina	4
Duke	3
Kentucky	3
Louisville	3
UCLA	3
Butler	2
Maryland	2
Ohio State	2
Syracuse	2
19 Others	1

Record by Month

	MU	UF	Overall
November	4-0	83-10	87-10
December	7-6	95-27	102-33
January	9-9	102-37	111-46
February	14-3	88-51	102-54
March	1-2	79-41	80-43
April	0-0	4-3	4-3
Totals	35-20	451-169	486-189

Record by Day

	MU	UF	Overall
Sunday	0-1	49-21	49-22
Monday	13-3	27-5	40-8
Tuesday	2-2	62-29	64-31
Wednesday	2-2	78-32	80-34
Thursday	1-1	41-7	42-8
Friday	4-2	53-12	57-14
Saturday	13-9	141-63	154-72
Totals	35-20	451-169	486-189

Record by Margin of Victory

	MU	UF	Overall
1	2-0	12-16	14-16
2	0-1	12-18	12-19
3	0-1	16-21	16-22
4	1-0	15-16	16-16
5	1-0	10-7	11-7
6	0-3	12-9	12-12
7	4-1	13-9	17-10
8	2-0	18-7	20-7
9	1-3	17-3	18-6
10	1-1	25-8	26-9
11	1-1	13-10	14-11
12	1-0	12-6	13-6
13	2-0	18-4	20-4
14	1-0	16-9	17-9
15	0-2	14-4	14-6
16	0-0	21-4	21-4
17	2-1	17-2	19-3
18	0-1	13-2	13-3
19	1-1	10-2	11-3
20	1-0	9-3	10-3
21+	14-4	158-9	172-13
Totals	35-20	451-169	486-189

Record by Points Scored

	MU	UF	Overall
40-49	0-0	2-2	2-2
50-59	0-2	14-28	14-30
60-69	0-3	79-70	79-75
70-79	7-4	147-50	154-54
80-89	8-7	126-17	134-24
90-99	10-3	50-2	60-5
100-109	4-1	24-0	28-1
110-119	4-0	7-0	11-0
120-129	2-0	2-0	4-0
Totals	35-20	451-169	486-189

Record by Points Allowed

	MU	UF	Overall
25-49	0-0	59-0	59-0
50-59	4-0	123-4	127-4
60-69	10-0	178-38	188-38
70-79	8-2	71-70	79-72
80-89	10-7	16-46	26-53
90-99	3-4	3-9	6-13
100-109	0-4	1-1	1-5
110-119	0-2	0-1	0-3
120-129	0-1	0-0	0-1
Totals	35-20	451-169	486-189

Game Superlatives as Head Coach

Category		Donovan-Coached Team	Opponent
First-Half Points	High	65 4x, last vs. Eastern Kentucky (12/27/03)	70 Kentucky (12/19/95)
	Low	17 vs. Vanderbilt (2/28/98)	9 Alabama State (11/11/12)
Second-Half Points	High	71 vs. Jackson State (3/16/07)	62* Western Carolina (2/5/96)
	Low	19 vs. Michigan State (3/23/03)	11 Southern (11/29/06)
Total Points	High	131 vs. New Hampshire (11/29/99)	125* Western Carolina (2/5/96)
	Low	45 vs. Auburn (1/20/11)	27 Southern (11/28/06)
Field Goals Made	High	49* vs. Milligan College (11/25/95)	49* Davidson (1/27/96)
	Low	13 vs. Georgia Southern (12/15/07)	12 4x, last by Savannah State (12/29/13)
Field Goal Attempts	High	83 vs. Florida Atlantic (11/27/00)	86* Hampton (1/6/96)
	Low	38 vs. Georgia (3/3/04)	36 Georgia (1/9/13)
Field Goal Percentage	High	.657 44-67, vs. Montana State (11/25/03)	.596 28-47, Georgia (1/27/10)
	Low	.255 13-51, vs. Georgia Southern (12/15/07)	.214 12-56, Alabama State (11/11/12)
3-Point FG Made	High	18 2x, last vs. Robert Morris (12/30/96)	17 Arkansas (1/14/98)
	Low	1 many, last vs. UConn (4/5/14)	0 Florida A&M (12/4/99)
3-Point FG Attempts	High	39 vs. Duquesne (12/3/97)	38 Florida A&M (12/2/03)
	Low	9 2x, last vs. Auburn (1/18/14)	5 Louisiana Tech (11/19/02)
3-Point FG Percentage	High	.667 2x, last 10-15, vs. Arkansas (3/10/06)	.692 9-13, Jackson State (11/11/11)
	Low	.063 1-16, vs. Southern Utah (11/20/08)	.000 0-7, Florida A&M (12/4/99)
Free Throws Made	High	40 vs. Morehead State (12/22/98)	41 Western Carolina (2/5/96)
	Low	2 5x, last vs. Kentucky (3/10/12)	1 6x, last by Mississippi State (1/30/14)
Free Throw Attempts	High	50 vs. Morehead State (12/22/98)	50 Kansas State (12/2/96)
	Low	2 vs. Kentucky (3/10/12)	2 USF (12/8/02)
Free Throw Percentage	High	1.000 many, last 3-3, vs. Ole Miss (2/2/13)	1.000 many, last 11-11 by Kentucky (2/7/12)
	Low	.375 3-8, vs. Kentucky (3/13/11)	.111 1-9, Georgia (1/10/12)
Offensive Rebounds	High	24 vs. Jackson State (3/16/07)	26 Villanova (3/26/06)
	Low	1 vs. LSU (2/13/01)	2 Virginia (3/16/12)
Defensive Rebounds	High	40 2x, last vs. Texas A&M (2/1/14)	38 UAB (12/27/97)
	Low	13 vs. Auburn (2/11/98)	9 Wisconsin (11/14/12)
Total Rebounds	High	62 vs. Jackson State (3/16/07)	57 UAB (12/27/97)
	Low	20* vs. Jacksonville State (2/12/96)	17 2x, last by Bethune-Cookman (12/9/05)
Assists	High	32 vs. Eastern Illinois (11/21/02)	32* Kentucky (12/27/94)
	Low	3 vs. UConn (4/5/14)	3 2x, last by Stetson (11/15/09)
Blocked Shots	High	14 vs. Eastern Illinois (11/21/04)	13* Kentucky (12/27/94)
	Low	0 many, last vs. Middle Tennessee (11/21/13)	0 many, last by Missouri (2/4/14)
Steals	High	25 vs. Morehead State (12/22/98)	21* Kentucky (12/19/95)
	Low	0 vs. LSU (2/19/05)	0 Alabama (3/16/13)
Turnovers	High	32* vs. Kentucky (12/19/95)	37 3x, last by Auburn (2/11/98)
	Low	3 vs. South Carolina (1/18/03)	3 2x, last by Vanderbilt (3/13/04)
Personal Fouls	High	33* 3x, last vs. VMI (2/17/96)	35 UCF (11/18/97)
	Low	4 vs. USF (12/8/02)	7 Auburn (11/12/08)
Largest Margin of Victory	Home	75 vs. Florida A&M (12/10/00)	49* Davidson (1/27/96)
	Away	37 vs. Robert Morris, at Tucson (12/30/96)	41* Kentucky (12/27/94)

*Occured while at Marshall

COACHING STAFF



RASHON BURNO

Assistant Coach

3rd Season

DePaul, 2002

Jersey City, N.J.

Hired April 12, 2012

Burno Timeline

2012-present (3rd season)	Florida Assistant Coach
2011-12 (1 sesason)	Manhattan College Assistant Coach
2010-11 (1 season)	Towson Assistant Coach
2007-10 (3 seasons)	Marmion Academy (Ill.) Head Coach
1998-2002 (4 seasons)	DePaul Student-Athlete

Rashon Burno enters his third season as an assistant coach at Florida after helping the Gators earn back-to-back SEC Championships and a 2014 Final Four berth in his first two seasons with the team. Burno joined the UF coaching staff on April 12, 2012, coming to the Gators from Manhattan College. In his two seasons with the Gators, the team has posted a 65-11 record (.855).

A former point guard at DePaul, Burno is deeply involved with UF's backcourt players, and UF had a guard win SEC Player of the Year for the first time in 2014 as Scottie Wilbekin claimed the award. Previously, three guards earned All-SEC honors in 2012-13 (Kenny Boynton, Mike Rosario and Wilbekin).

In Florida's historic 2013-14 season, the Gators posted a 30-game winning streak that included the SEC's first-ever 18-0 regular season, capped with the fourth SEC Tournament title in UF history. Last season, UF compiled an unblemished 10-0 record in games Burno served as the scout coach, including an early-season win vs. Kansas, a sweep of Alabama, conference wins vs. LSU and Ole Miss and the NCAA Tournament victory vs. Albany. UF's win vs. Kansas kicked off Florida's program-record 30-game winning streak.

The Gators also posted an 11-1 record in 2012-13 when Burno handled the opponent scout, including a 5-0 record during the SEC regular season slate and an NCAA Tournament victory over Northwestern State.

As an assistant coach at Manhattan College, Burno helped the Jaspers to a 21-13 record in 2011-12 – the team's first season under head coach Steve Masiello – and a postseason win in the CollegeInsider.com Tournament. That marked a massive 15-win turnaround for a team that went 6-25 in 2010-11, as the Jaspers also earned the 11th 20-win season in the program's 106-year history.

Burno, a three-year team captain at DePaul who played for the Blue Demons from 1998-2002, reunited with his former head coach, Pat Kennedy, as an assistant coach at Towson University in 2010-11. He began his coaching career as head coach at Marmion Academy in the Chicago suburbs from 2007-10, while also serving as an economics and physical education teacher.

During his playing career at DePaul, Burno started 58 games and helped the Blue Demons to two postseason appearances, advancing to the 2001 NCAA Tournament and the 2000 National Invitational Tournament. He finished his career ranked third in DePaul history with 201 steals and was named to the 2001 Conference USA All-Tournament Team.

As a high school player, Burno helped anchor back-to-back national championship runs in 1996 and 1997 at St. Anthony's High School in Jersey City under Hall of Fame head coach Bob Hurley.

Burno, 36, and his wife, Ellen, have three children: Micah, Rashon and Braxton.



COACHING STAFF



MATT McCALL

Assistant Coach

4th Season

Florida, 2004

Ocala, Fla.

Hired April 25, 2011

McCall Timeline

2011-present (4th season)	Florida Assistant Coach
2008-11 (3 seasons)	Florida Atlantic Assistant Coach
2003-08 (5 seasons)	Florida Dir. of Basketball Operations 2006-08 (2 seasons)
	Head Manager 2004-06 (2 seasons)
	Student Manager 2003-04 (1 season)

Matt McCall enters his fourth season at Florida, having helped the Gators to the 2013 and 2014 SEC Championships, a 2014 Final Four berth, the 2014 SEC Tournament title and three Elite Eight appearances. McCall has made an immediate impact on recruiting at UF, where he has helped secure some of the top talent both in-state and nationally for the Orange and Blue.

McCall returned to the Gators after previously working with the UF men's basketball program while earning his undergraduate and

graduate degrees at the University of Florida. His hiring on April 25, 2011, came after three seasons as an assistant coach at Florida Atlantic, where he served under Mike Jarvis.

Florida has a 91-22 record (.805) during his tenure, as the Gators went 36-3 in 2013-14, 29-8 in 2012-13 and posted a 26-11 record in 2011-12.

In Florida's historic 2013-14 season, the Gators posted a 30-game winning streak that included the SEC's first-ever 18-0 regular season, capped with the fourth SEC Tournament title in UF history. UF earned

an 11-1 record in McCall's scouts, which notably included a three-game sweep of Tennessee, UF's fifth-straight win vs. Florida State and an NCAA Tournament Sweet 16 victory against UCLA.

During the 2012-13 campaign, the Gators went 12-3 in McCall's scouts, which included dominant wins over Wisconsin and Florida State, a sweep of rival Georgia, UF's SEC-clinching win vs. Vanderbilt and the NCAA Round of 32 victory against Minnesota.

In each of the Ocala native's three seasons at FAU, the Owls improved dramatically. After a 6-26 record in 2009, FAU jumped to a 14-16 mark in 2009-10, but posted a 10-8 finish in the Sun Belt Conference. Finally, in 2010-11, the Owls posted the school's highest win total at the Division I level, finishing with a 21-11 mark, a Sun Belt championship and an appearance in the NIT, which marked just the second postseason berth in program history. FAU posted a mid-season eight-game win streak, which is a school-best since competing in Division I.

While with the Owls, McCall developed a reputation as an energetic recruiter, helping the Owls bring in several recruits, including Greg Gantt and Dennis Mavin from the Gainesville area and Raymond Taylor from Miami. Gantt was among conference and national scoring leaders and 3-point shooters as he helped the Owls make the jump from six to 14 wins in 2009-10. In addition to his recruiting prowess, McCall focused on the backcourt and in-game adjustments and also helped coordinate coaches' and players' camps throughout the year.

McCall originally joined the UF program as a student manager in the 2002-03 season and became the head manager the following year. After earning his degree in exercise and sports science in 2004, McCall continued with the program while earning his master's in secondary education in May 2006. McCall then accepted a position as Florida's director of basketball operations, which he held for two seasons from 2006-08, including UF's second national title run in the 2006-07 season.

In total, the Gators earned two national championships, three straight SEC Tournament titles and an SEC championship during McCall's first stint with the program. The Basketball Times has featured McCall as one of the nation's up-and-coming young coaches.

McCall's father, Wayne, was a linebacker and three-year letterwinner on the Gator football team from 1965-67.

McCall, 33, married the former Allison Rios in May 2012. They have one daughter, Brooklyn.



COACHING STAFF



JOHN PELPHREY

Assistant Coach
4th/10th Season
Kentucky, 1992
Paintsville, Ky.
Hired April 12, 2011

Pelphrey Timeline

2011-present (4th season)	Florida Assistant Coach
2007-11 (4 seasons)	Arkansas Head Coach
2002-07 (5 seasons)	South Alabama Head Coach
1996-2002 (6 seasons)	Florida Assistant Coach
1994-96 (2 seasons)	Marshall Assistant Coach
1993-94 (1 season)	Oklahoma State Assistant Coach
1992-93 (1 season)	Played professionally overseas
1988-92 (5 seasons)	Kentucky Student-Athlete

John Pelphrey enters the fourth season of his second stint as a UF assistant coach and ninth year overall with the Gators. He has been on staff for four SEC Championship teams, including each of the past two seasons, the 2014 Final Four berth and the 2000 national championship game appearance. Overall, the Gators are 215-87 (.712) with Pelphrey on the bench, including 91-22 (.805) during his current tenure. Among SEC assistant coaches, Pelphrey ranks second in games coached (302) and wins (215) at his current school, trailing only Vanderbilt's Tom Richardson (363 and 230).

Pelphrey returned to the Florida staff after nine seasons as a head coach, five at South Alabama and four at Arkansas. He previously served as an assistant coach with the Gators for six seasons from 1996-2002 and helped the team to a 124-65 record with a then-school record four straight appearances in the NCAA Tournament. Pelphrey was instrumental in the Gators advancing to their first national championship game in 2000, following a Sweet Sixteen appearance in 1999.

While handling the most opponent scouting assignments of any UF assistant coach in 2013-14, the Gators put together a 36-3 record that included a perfect 18-0 mark. In Pelphrey's scouts, the Gators posted a 15-2 record, notably posting a three-game sweep of Kentucky, regular season and SEC Tournament wins vs. Missouri, a win vs. Memphis in the Jimmy V Classic and NCAA Tournament wins vs. Pittsburgh and Dayton.

During the 2012-13 season, Pelphrey routinely drew the toughest scouts, and the Gators went 9-4 in those games, including dominant wins in Gainesville vs. Marquette, Missouri and Kentucky.

Following his initial stay at Florida, the Paintsville, Ky., native went on to serve as head coach at South Alabama for five seasons from 2002-2007 and Arkansas for four seasons from 2007-11, earning two trips to the NCAA Tournament. Pelphrey holds a career 149-122 record (.550) as head coach, including an 80-63 mark (.559) at South Alabama and a record of 69-59 (.539) at Arkansas.

In 2005-06, Pelphrey guided the South Alabama Jaguars to a Sun Belt championship and the conference tournament title. That led to a spot in the NCAA Tournament, where South Alabama fell to Florida on the Gators' way to their first national championship. Pelphrey earned Sun Belt Conference Coach of the Year honors that season as his team led the league in scoring margin and 3-point defense and finished second in steals and scoring defense. South Alabama also improved its offensive output by 11 points over the previous season and finished 24-7.

In his final season at South Alabama, Pelphrey guided the Jaguars to a 20-12 mark (13-5 Sun Belt) and an appearance in the NIT.

In 2007, Pelphrey was tabbed to lead the Arkansas program and responded by leading the team to 23 wins in 2007-08, the best total by

a first-year coach in the school's history. The Razorbacks also went to the SEC Tournament final and into the second round of the NCAA Tournament. Arkansas' win against No. 24 Indiana in the Big Dance was its first since 1999. That squad finished with a 23-12 record and reached as high as No. 18 in the national polls and posted a 6-2 record against ranked opponents. Those 23 wins were the most at Arkansas since 1999.

During his stint as the Razorbacks' head coach, Pelphrey coached four All-SEC performers (Sonny Weems, Michael Washington, Courtney Fortson, Rotnei Clarke) and two SEC All-Freshman honorees (Fortson, Marshawn Powell). He was also instrumental in recruiting eventual All-SEC performer B.J. Young.

Prior to Pelphrey's first stint as a Florida assistant, he spent two seasons on Donovan's staff at Marshall, where the Thundering Herd went 18-9 in 1995 and 17-11 in 1996 after going 9-18 the year before they arrived. Prior to that, Pelphrey spent a season as an assistant coach under Eddie Sutton at Oklahoma State in 1994, where the Cowboys went 24-10 and reached the second round of the NCAA Tournament.

Pelphrey began his coaching career following one season playing professionally in France and Spain.

Pelphrey played two years at Kentucky under Sutton and three under Rick Pitino. Part of UK's class known as The Unforgettables, he was inducted into the Kentucky Hall of Fame in 2005 and named the Wildcats' Student-Athlete of the Year in 1989. His jersey number (No. 34) was retired in 1992. During his Kentucky career, he started 90 of 114 games and fin-

ished with a career scoring average of 11.0 points.

Named Mr. Basketball in the state of Kentucky as a senior at Paintsville High School in 1987, he scored 2,477 points and grabbed 1,316 rebounds in his career.

Pelphrey is married to the former Tracy Lyon and they have a son, Jaxson and a daughter, Grace.



SUPPORT STAFF



**PETER
GASH**
Video Coordinator
1st Season
Lynn, 2007
Solebury, Pa.

Peter Gash joined the Florida basketball staff as video coordinator in August 2014, following five seasons at Florida Atlantic, including the past three as an assistant coach.

Gash was on staff for FAU's first regular season conference championship in school history, the Owls' 2011 Sun Belt championship. The 2010-11 team also broke the school record for wins (21) and reached the NIT for the first time. As a recruiting assistant, Gash was the point person in landing two players who became first-team all-freshman performers, Stefan Moody in 2013 (Sun Belt) and Marquan Botley in 2014 (Conference USA).

Prior to his three seasons on the FAU coaching staff, Gash originally joined the Owls in the fall of 2009, when he was hired as Director of Basketball Operations. Prior to coming to FAU, Gash served as a graduate assistant under Tom Crean at Indiana where he was responsible for numerous duties, including video editing, scouting, underclassman recruiting and player development.

Gash was hired by LaSalle in 2007 as video coordinator, making him the youngest person in the country to hold that position. In addition to his video editing, exchange and player development responsibilities, Gash was in charge of opponent scouting and running the scout team for head coach Dr. John Giannini.

While working towards his bachelor's degree in Sports Management, Gash spent three years as the first ever student assistant at Lynn University. His duties included on-court instruction, recruiting, scouting and organizing official visits to campus. He was a key part of the 2004-2005 Lynn University Final Four Team, which set the school record for most wins in a season, finishing with a 29-6 record.

Gash played high school basketball at The Solebury Prep School in Solebury, Penn., where he was a four-year starter. Gash played with over 11 Division I players in high school and was a teammate of two-time NBA champion Andrew Bynum.

Gash and his wife, Alexa, now reside in Gainesville.



**PRESTON
GREENE**
Strength & Conditioning
Coordinator
4th Season
Clemson, 1999
Peachtree City, Ga.

Preston Greene enters his fourth season as Strength and Conditioning Coordinator at Florida after being hired on August 23, 2011. In his two seasons at Florida, he has helped the team earn a 91-22 record, win the 2013 and 2014 SEC championships, make three Elite Eights and earn a trip to the 2014 Final Four. Greene has trained Bradley Beal, the third-overall 2012 NBA draft pick, 2013 NBA draft pick Erik Murphy and 2014 New Orleans Pelicans signee Patric Young.

Greene came to the Gators after a two-year stint from 2009-11 as an Assistant Strength and Conditioning Coach with Clemson men's basketball. During his time at Clemson, the Tigers posted a combined record of 43-23 and advanced to a pair of NCAA Tournaments. Clemson earned its first NCAA Tournament win in 14 years in 2011 when the Tigers knocked off UAB in the first round.

Greene is one of several internationally certified Level 5 coaches through the Poliquin International Certification Program (PICP) and is a BioSignature Modulation Practitioner. He also contributed to the third edition of *Basketball for Dummies* by Digger Phelps, released in October 2011, updating and revising a chapter on strength and conditioning. In addition, Greene has hosted several private internships from coaches internationally, including Canada, Sweden, Germany, Dubai (UAE) and Australia.

During his first season at Florida, Greene's work with the Gators was featured on the cover of *Bigger, Faster, Stronger* magazine, including an in-depth Q&A with Greene.

Greene, a 1999 Clemson graduate, returned to his alma mater after multiple stops, including a one-year stint (2008-09) as the Strength and Conditioning Coach for Stanford under head coach Johnny Dawkins. He designed and implemented all aspects of the Cardinal players' strength and speed development programs and oversaw the team's nutritional needs. Stanford posted a 20-14 record and advanced to the College Basketball Invitational.

Prior to his lone season in Palo Alto, Greene served as the Director of Strength & Conditioning for Charlotte from 2003-08. He worked primarily with the men's basketball team under coach Bobby Lutz and also worked closely with the men's golf team. Greene was an Assistant Strength, Speed & Conditioning Coach at the University of Arizona for two years prior to his time with the 49ers program. At Arizona, he assisted with the implementation of strength, speed and conditioning for the football team, while serving as the Head Strength Coach for the women's basketball and women's soccer programs. He also directed the department's nutrition and supplementation program.

The Peachtree City, Ga., native worked as a student and graduate assistant under Joey Batson from 1995-99. He was in charge of strength & conditioning for golf, women's soccer, men's tennis, and volleyball. He also assisted with football during his time at Clemson. He is one of several former student or graduate assistants under Batson to have been named director of strength & conditioning at another institution.

Several of Greene's assistant strength coaches have earned top positions with various Division I athletic programs. Collin Crane, 2013-14 assistant at UF, is the head men's basketball strength coach at Missouri State. Greene's assistant in 2011-12, Will Greenberg, now serves as the top assistant strength coach for Army's football team. Jim Krumpos, who worked for Greene at Charlotte, is now the director of strength and conditioning at Arizona. Bradford Scott, a graduate assistant under Greene at Arizona, is the director of athletic performance at Portland. Stephen DiLustro, who also worked alongside Greene at Arizona, is a sports performance coach for several teams at Stanford.

Greene earned a bachelor's degree in health science from Clemson in 1999, with a minor in sport management. He received a master's degree in 2000 from the University of Minnesota in applied kinesiology and sports management. Greene holds numerous certifications and memberships, including the National Strength & Conditioning Association (NSCA). He also recently earned certification as a performance enhancement specialist by the National Association of Sports Medicine (NASM).

He is the co-founder of the Eleiko Strength Summit, first held on May 8, 2010, at the Poliquin Strength Institute in Greenwich, R.I. The Eleiko Strength Summit is an invite-only event that attracts the elite level strength & conditioning coaches in the United States.

SUPPORT STAFF



DARREN HERTZ

Director of Basketball
Operations
19th Season
Florida, 1997
Miami, Fla.

Darren Hertz begins his third season as Director of Basketball Operations after spending seven seasons as Assistant to the Head Coach. Hertz is no stranger to the Gators, as he has served in various capacities since Billy Donovan's first season in 1996-97.

In his current role, Hertz directs the day-to-day operations of Florida basketball. Along with such responsibilities as coordinating non-conference scheduling, organizing underclassman recruiting and planning team travel, Hertz also directs the annual Billy Donovan summer camps, oversees the team's student managers and assists with video scouting.

After beginning his stint with the Gators as a student assistant/volunteer, Hertz became the program's first Video Coordinator in 2001. In that role, he was responsible for breaking down film for the purpose of scouting opponents, as well as all edits of individual players, team and motivational videos and oversaw film exchange with each of the Gators' opponents while coordinating the taping of games, practices and individual instruction.

Hertz was an assistant coach at PK Yonge High School in Gainesville during the 1999-2000 season, helping the school to the District Championship on a squad that included former Georgia Southern star Terry Williams. He was the head coach of Team Mercy Hospital in the Pharmed Men's Collegiate Summer Basketball League in Miami, Fla., in 1997 and 1998 and earned "Up and Coming Coach" honors in the latter of the two seasons.

A native of Miami, Hertz was an All-Dade County point guard his senior year at Miami Killian High School. During his senior season he was backcourt mates with current Utah Jazz guard Raja Bell. Hertz graduated from the University of Florida in 1997 with a degree in sociology before getting his Master's in sport management in 2001. He was an instructor for the University of Florida's College of Health and Human Performance from 1999-2001 while earning his Master's degree.

Hertz married the former Julie Vogelmann of Merrick, N.Y., on Aug. 5, 2006. The couple has one son, Brandon Levi, born Feb. 1, 2010 and one daughter, Alexa Sara, born June 29, 2012.



BILLY SCHMIDT

Asst. to the Head Coach
1st Season
Wake Forest, 1992
Stamford, Conn.

Billy Schmidt, who served as an assistant coach under Brian Gregory at Georgia Tech for three years and Dayton for eight seasons, joined the Florida staff as assistant to the head coach in August 2014.

In three seasons at Tech, he helped develop Tech's big men into top-notch ACC players, including center Daniel Miller into an All-ACC performer, and helping bring in three excellent recruiting classes.

Schmidt had been named associate head coach of the Dayton program prior to the 2009-10 campaign. Earlier in the fall, Schmidt was voted the Atlantic 10's top assistant coach in a poll of league coaches. He helped the Flyers win 172 games and participated in two NCAA Tournaments and three NITs under Gregory.

Adding Schmidt to the Flyer coaching staff was Gregory's first move after being named Dayton's coach in 2003. Schmidt was involved with all aspects of the Flyer men's basketball program, assisting with scouting, recruiting and player development.

Schmidt moved to Dayton after nine seasons coaching in the SEC, Big East, and Big Ten. Schmidt had been on Tommy Amaker's staff for three years from 2000 to 2003, beginning with Amaker at Seton Hall in 2000 before moving to Michigan with him.

Prior to Seton Hall, Schmidt worked under former Toronto Raptors head coach Kevin O'Neill at Northwestern, where he was an assistant coach from 1997-2000, and at Tennessee from 1994-1997. Schmidt joined the Volunteer staff as an administrative assistant in 1994 and was promoted to an assistant coach in 1996.

The native of Stamford, Conn., began his coaching career in the high school ranks, serving as an assistant coach to Steve Smith at Oak Hill Academy in Mouth of Wilson, Virginia, for two years (1992-94). During his tenure, Oak Hill won back-to-back national championships.

Schmidt graduated with honors from Wake Forest in 1992 with a Bachelor of Science degree in secondary education. While at Wake Forest, Schmidt was a manager and coaches' aide for the Demon Deacons program for four years (1988-92). He has a Master's Degree in Sport Management from the University of Tennessee.

SUPPORT STAFF



DAVE WERNER

Asst. AD, Sports Health
11th Season/
21st Season at UF
Eastern Ky., 1991
Versailles, Ind.

Dave "Duke" Werner, Assistant Athletic Director for Sports Health, enters his 11th year as the University of Florida men's basketball Athletic Trainer and his 21st year with Gator athletics, having spent the previous 10 years working with the UF baseball program. Werner is responsible for student-athletes' daily care, as well as injury prevention and rehabilitation in the basketball program. He joined the Florida athletic training staff in June 1994.

Werner has made a tremendous impact on the Gator basketball program, and his planning is instrumental to helping the team make it through the grind of a season in good health. He has provided care to 11 future NBA draft picks, including six first-round selections. His alma mater, Eastern Kentucky, named him the 2013 Department of Exercise and Sport Sciences Alumnus of the Year.

For the Gators' 2013-14 Final Four season, which included the historic 30-game winning streak, Florida had a usual starter miss just two games due to injury, with Michael Frazier II, Will Yeguete and Patric Young all playing 39 games. Yeguete, who missed time with injury his sophomore and junior years, started all 39 games of his senior campaign. Young finished his career with 150 appearances, never missing a single game.

During the 2012-13 season, five of Florida's regular eight-man rotation missed time due to various injuries, but Werner's care helped three of those players miss just one game. In addition, Werner's rehab work with Will Yeguete allowed the power forward to return from early-February arthroscopic knee surgery in time to participate in the postseason.

Only one game was missed in 2005-06 due to injury, despite significant injuries to both Lee Humphrey and Corey Brewer, due to Werner's relentless rehabilitation. In 2006-07 Werner played an instrumental role in rehabbing Al Horford who sprained his ankle on Dec. 10 and returned just over two weeks later in time for a showdown with Ohio State. In 2007-08, the Gators had the same starting lineup for 35 of 36 games.

The Versailles, Ind., native has earned two gold medals as an Athletic Trainer with USA Basketball, at the 2013 U19 FIBA World Championships and the 2012 U18 FIBA Americas.

Werner brought to Florida an extensive background in professional sports after spending time in both the National Football League and minor league baseball. Prior to joining the Gator staff, he held a six-month Assistant Athletic Trainer position for the NFL's Tampa Bay Buccaneers during the 1993 NFL season and served a four-year stint in the Baltimore Orioles minor league organization from 1988-91. As the head Athletic Trainer for the Orioles entries in the Gulf Coast League, Appalachian League and New York-Penn League during the span, Werner's baseball background translates into top-notch, experienced treatment and care for the Gator players.

As the Florida baseball Athletic Trainer, Werner was responsible for the training duties over 40 future professional players. Werner also watched and helped 12 former Gators make their way through minor league baseball into Major League uniforms.

A 1991 graduate of Eastern Kentucky, he earned a degree in athletic training, as well as a teaching certificate for grades 7 through 12 in physical education and health. Werner continued his education at the University of Louisville, earning a master's degree in sports administration in 1993. While at Louisville, he served as a Graduate Assistant Athletic Trainer for the Louisville athletic program and worked specifically with the Cardinal basketball, swimming and soccer programs.

The 45-year-old Werner is a member of the National Athletic Trainers' Association, the Southeast Athletic Trainers' Association and the Athletic Trainers' Association of Florida. A graduate of South Ripley High School, Werner enjoys fishing and body surfing.

He is married to the former Gwen Strayhorn, and they reside in Gainesville. The couple are the parents of two daughters, Makayla Teal, born May 17, 2005 and Catherine Grace, born Dec. 9, 2006, and one son, Colton Herman, born June 24, 2010.



TOM WILLIAMS

Asst. AD, Student Services
30th Season
Florida, 1978
Tarpon Springs, Fla.

Tom Williams is a 29-year veteran in the Office of Student Life, the academic advising arm of the Athletic Association. Williams has been providing personalized professional guidance and counseling for the Gator basketball team in numerous areas since 1986. A regular on Gator road trips, his tutoring and mentoring extends beyond his campus office. Williams also assists in NCAA academic compliance and certification.

Under Williams, the Gator basketball team has earned a league-best 85 Southeastern Conference Academic Honor Roll selections. In 2014, Florida placed a conference-record eight players on the SEC Academic Honor Roll.

In 2014, one of the most notable scholar-athletes in Florida history graduated, as Patric Young wrapped up a decorated career. Young was the first three-time SEC Scholar-Athlete of the Year and was named an Academic All-American as a senior. Young also earned the Ben Hill Griffin Award as a senior and was on the SEC Community Service Team as a junior.

A Florida player has earned SEC Scholar-Athlete of the Year six of the past nine seasons, including repeat honors from Lee Humphrey (2006 and '07) and Young (2012, '13 and '14), along with Ray Shipman (2009). Humphrey also earned second-team *ESPN the Magazine* Academic All-America honors in 2006 and first-team recognition in 2007.

Matt Bonner became the first basketball player in Gator basketball history and just the third athlete in school history to be recognized as the Academic All-American of the Year when he earned that honor in 2002 and then repeated the honor in 2003. Bonner was selected as a Verizon Academic All-American each year from 2001-03. In addition, Bonner was honored as the first recipient of the College Basketball Student-Athlete of the Year Award.

The 1997 and 1998 Gator squads set then-league records with six Academic Honor Roll selections, a number matched again in Florida's national title year of 2007.

"Tom Williams and Dr. Keith Carodine (Senior Associate Athletic Director for Academic Affairs), make up one of the best athletic academic teams in the country," says Billy Donovan. "Tom is very valuable to our staff and has played a key role in the overall development of our players."

Williams, who is originally from Tarpon Springs, Fla., graduated from Florida in 1978 with a degree in English Education and earned his Master's Degree in Education at Mercer in 1984.

SUPPORT STAFF



JAY CLUGSTON
Team Physician



ZAK ELFENBEIN
Assistant Video Coordinator



KEVIN FARMER
Team Physician



SEAN FERGUSON
Strength & Conditioning Intern



DEREK JENSEN
Student Athletic Trainer



CHAD MERVIS
Manager



JORDAN MORELAND
Manager



MICHAEL MOSER
Team Physician



RICHARDSON PAQUIOT
Manager



DENVER PARLER
Communications Director



BRAD PATTERSON
Massage Therapist



JACK PFAFF
Asst. AD, Operations & Facilities



TRACY PFAFF
Executive Asst. & Office Manager



MIKE ROBUCK
Program Assistant



SARAH SNYDER
Director of Sports Nutrition



DANIEL STARKMAN
Head Manager




AMIT TAILOR
Assistant Video Coordinator



CORY VEJRASKA
Manager

TV/RADIO ROSTER



#0 KASEY HILL
G | So. | 6-1 | 182 | Umatilla, Fla.



#1 ELI CARTER
G | R Jr. | 6-2 | 200 | Paterson, N.J.



#2 BRANDONE FRANCIS
G | 6-5 | 205 | La Romana, D.R.




#3 DEVIN ROBINSON
F | Fr. | 6-8 | 178 | Chesterfield, Va.



#5 ALEX MURPHY
F | Jr. | 6-8 | 225 | Wakefield, R.I.



#10 DORIAN FINNEY-SMITH
F | R Jr. | 6-8 | 218 | Portsmouth, Va.



#11 CHRIS CHIOZZA
G | Fr. | 6-0 | 160 | Memphis, Tenn.



#12 DILLON GRAHAM
G | R So. | 6-4 | 185 | Orlando, Fla.




#14 LEXX EDWARDS
G | R Jr. | 6-2 | 220 | Orlando, Fla.



#15 JOHN EGBUNU
C | So. | 6-11 | 266 | Bauchi, Nigeria



#20 MICHAEL FRAZIER II
G | Jr. | 6-4 | 194 | Tampa, Fla.




#21 JON HORFORD
C | Gr. | 6-10 | 245 | Grand Ledge, Mich.



#23 CHRIS WALKER
F | So. | 6-10 | 220 | Donifay, Fla.




#24 ZACH HODSKINS
G | Fr. | 6-4 | 203 | Alpharetta, Ga.



#25 DEVON WALKER
G/F | Jr. | 6-6 | 203 | Winter Haven, Fla.



#30 JACOB KURTZ
F | Sr. | 6-6 | 210 | Oviedo, Fla.



#42 BILLY DONOVAN
G | R Sr. | 6-2 | 192 | Gainesville, Fla.



BILLY DONOVAN
Head Coach



RASHON BURNO
Assistant Coach



MATT MCCALL
Assistant Coach



JOHN PELPHEY
Assistant Coach

2014-15 ROSTER

Numerical Roster

0	Kasey Hill	G	6-1	182	So.	1L	Umatilla, Fla./Montverde Academy
1	Eli Carter	G	6-2	200	Jr.-R	SQ	Paterson, N.J./Rutgers
2	Brandone Francis	G	6-5	205	Fr.	HS	La Romana, D.R./Arlington Country Day
3	Devin Robinson	F	6-8	178	Fr.	HS	Chesterfield, Va./Christchurch School
5	Alex Murphy	F	6-8	225	Jr.-R	SQ	Wakefield, R.I./Duke
10	Dorian Finney-Smith	F	6-8	218	Jr.-R	SQ	Portsmouth, Va./Virginia Tech
11	Chris Chiozza	G	6-0	160	Fr.	HS	Memphis, Tenn./White Station
12	Dillon Graham	G	6-4	185	So.-R	1L	Orlando, Fla./First Academy
14	Lexx Edwards	G	6-2	220	Jr.-R	1L	Orlando, Fla./Jones
15	John Egbunu^	C	6-11	266	So.	TR	Bauchi, Nigeria/USF
20	Michael Frazier II	G	6-4	194	Jr.	2L	Tampa, Fla./Montverde Academy
21	Jon Horford	C	6-10	245	Gr.	TR	Grand Ledge, Mich./Michigan
23	Chris Walker	F	6-10	220	So.	1L	Bonifay, Fla./Holmes County
24	Zach Hodskins	G	6-4	203	Fr.	HS	Alpharetta, Ga./Milton
25	DeVon Walker	G/F	6-6	203	Jr.	2L	Winter Haven, Fla./Winter Haven
30	Jacob Kurtz	F	6-6	210	Sr.	2L	Oviedo, Fla./Hagerty
42	Billy Donovan	G	6-2	192	Sr.-R	1L	Gainesville, Fla./Catholic University

Alphabetical Roster

1	Eli Carter	G	6-2	200	Jr.-R	SQ	Paterson, N.J./Rutgers
11	Chris Chiozza	G	6-0	160	Fr.	HS	Memphis, Tenn./White Station
42	Billy Donovan	G	6-2	192	Sr.-R	1L	Gainesville, Fla./Catholic University
14	Lexx Edwards	G	6-2	220	Jr.-R	1L	Orlando, Fla./Jones
15	John Egbunu^	C	6-11	266	So.	TR	Bauchi, Nigeria/USF
10	Dorian Finney-Smith	F	6-8	218	Jr.-R	SQ	Portsmouth, Va./Virginia Tech
2	Brandone Francis	G	6-5	205	Fr.	HS	La Romana, D.R./Arlington Country Day
20	Michael Frazier II	G	6-4	194	Jr.	2L	Tampa, Fla./Montverde Academy
12	Dillon Graham	G	6-4	185	So.-R	1L	Orlando, Fla./First Academy
0	Kasey Hill	G	6-1	182	So.	1L	Umatilla, Fla./Montverde Academy
24	Zach Hodskins	G	6-4	203	Fr.	HS	Alpharetta, Ga./Milton
21	Jon Horford	C	6-10	245	Gr.	TR	Grand Ledge, Mich./Michigan
30	Jacob Kurtz	F	6-6	210	Sr.	2L	Oviedo, Fla./Hagerty
5	Alex Murphy	F	6-8	225	Jr.-R	SQ	Wakefield, R.I./Duke
3	Devin Robinson	F	6-8	178	Fr.	HS	Chesterfield, Va./Christchurch School
23	Chris Walker	F	6-10	220	So.	1L	Bonifay, Fla./Holmes County
25	DeVon Walker	G/F	6-6	203	Jr.	2L	Winter Haven, Fla./Winter Haven

Pronunciation Guide

Rashon Burno	ruh-SHAWN BURR-no
Chris Chiozza	chee-OH-za
John Egbunu	egg-BOO-noo
Brandone Francis	Brandon
Devin Robinson	DEV-in
DeVon Walker	duh-VAWN

Staff

Head Coach: Billy Donovan (Providence '87)
Assistant Coaches: Rashon Burno (DePaul '02), Matt McCall (Florida '05), John Pelphrey (Kentucky '92)
Video Coordinator: Peter Gash
Strength & Conditioning Coordinator: Preston Greene
Director of Basketball Operations: Darren Hertz
Assistant to the Head Coach: Billy Schmidt
Athletic Trainer: Dave Werner
Academic Counselor: Tom Williams

Roster By Class

Freshman (4) Chris Chiozza Brandone Francis Zach Hodskins Devin Robinson	Sophomore (4) John Egbunu^ Dillon Graham (R) Kasey Hill Chris Walker	Junior (6) Eli Carter (R) Lexx Edwards (R) Dorian Finney-Smith (R) Michael Frazier II Alex Murphy DeVon Walker	Senior (3) Billy Donovan (R) Jon Horford (Grad Transfer) Jacob Kurtz
---	---	---	--

^Must sit out 2014-15 due to NCAA transfer regulations.

What's back?

Category	Amount Returning	Pct.
Games Started	51 of 195	26.2
Minutes Played	3,702 of 7,825	47.3
Points	1,149 of 2,727	42.1
Field Goals	379 of 945	40.1
3-Point FG	182 of 255	71.4
Free Throws	209 of 582	35.9
Rebounds	564 of 1,272*	44.3
Assists	251 of 509	49.3
Steals	119 of 274	43.4
Blocks	50 of 118	42.4

*Does not include rebounds credited to "Team."

Returning Leaders

Points/Game	Frazier	12.4
Field Goals	Frazier	158
Field Goal Pct.	Frazier	.461
3-Point FG	Frazier	118
3-Point Pct.	Frazier	.447
Free Throws	Finney-Smith	74
Free Throw Pct.	Frazier	.842
Rebounds/Game	Finney-Smith	6.7
Assists/Game	Hill	3.1
Steals/Game	Hill	1.2
Blocks/Game	Finney-Smith	0.4

Wins Since 1999-2000

Florida	402
Kentucky	392
Tennessee	317
Missouri	315
Alabama	298
Mississippi State	297
Ole Miss	292
Vanderbilt	292
LSU	282
Texas A&M	265
Arkansas	263
South Carolina	246
Georgia	239
Auburn	235

Squad Breakdown

Starters Returning (1):	Michael Frazier
Starters Lost (4):	Casey Prather Scottie Wilbekin Will Yeguete Patric Young
Letterwinners Returning (8):	Billy Donovan Lexx Edwards Dorian Finney-Smith Michael Frazier II Kasey Hill Jacob Kurtz Chris Walker DeVon Walker
Non-Letterwinners* Returning (2):	Eli Carter Dillon Graham
Other Letterwinners Lost (0):	--
Eligible Transfers (2):	Jon Horford (Grad transfer) Alex Murphy (Eligible following Fall semester)
Incoming Freshmen (4):	Chris Chiozza Brandone Francis Zach Hodskins Devin Robinson
Incoming Transfers, Must Sit Out (1):	John Egbunu

*Received Medical Redshirt for 2013-14

#1 ELI CARTER

Junior (R) | Guard | SQ | 6-2 | 200

Paterson, N.J. | Rutgers/St. Anthony's

@Eli_Carter5



Overview

- A skilled scorer who totaled 799 points in two seasons at Rutgers.
- Enrolled at UF in summer 2013 and was granted an NCAA waiver to play immediately, but missed most of the season for further rehab on his leg.
- Averaged 14.3 points per game over his two seasons at Rutgers.

2013-14, Junior Season

- Made his UF debut vs. UNF, hitting a 3-pointer, his only points of the season.
- Totaled 53 minutes in seven games before sitting out the remainder of the season to pursue further rehab on his leg.

2012-13, Sophomore Season (Rutgers)

- Played in 24 games before suffering a fractured fibula in his right leg and was sidelined for the remainder of the season.
- Led the team in scoring for the second straight year with 14.9 points per game, good for 12th in the BIG EAST.
- Notched eight 20-point games and double figures in 19 games.

2011-12, Freshman Season (Rutgers)

- Led the team with a 13.8 points per game average, 19th in the BIG EAST in scoring.
- Led Rutgers in 20-point contests (five) and times leading the team (15)
- Exploded for a career-high 31 points, seven rebounds and seven assists to lead Rutgers in the upset win over No. 10 Florida, marking the most for an RU freshman in a game since Quincy Douby posted 35 in an overtime 84-81 NIT semifinal win over Iowa State in 2004.

Prep

- Ranked as the nation's 114th overall prospect and No. 32 shooting guard by Rivals and ranked the country's No. 31 point guard recruit by Scout.
- Prepped at Brewster Academy in Wolfeboro, N.H. in 2010-11 under head coach Jason Smith, where he helped team to a 31-3 overall record en route to earning Honorable Mention NEPSAC All-New England honors.
- A 2010 graduate of St. Anthony HS in Jersey City, where he averaged 15.2 points, six assists and five rebounds per game as a senior to help the Friars to NJSIAA Non-Public, North B championship and a 27-3 overall record under Naismith Memorial Hall of Fame Head Coach Bob Hurley.
- Earned Newark Star Ledger Second Team All-State and First Team All-Hudson County honors.

Carter Career Statistics

Year	GP	GS	Min	Avg	Total			3-Point			F-Throw			Rebounds				PF	FO	Ast	TO	Blk	Stl	Pts	Avg
					FG	FGA	Pct	FG	FGA	Pct	FT	FTA	Pct	Off	Def	Tot	Avg								
2011-12 (Rutgers)	32	28	952	29.8	153	374	.409	55	156	.353	80	115	.696	16	82	98	3.1	81	2	68	88	3	42	441	13.8
2012-13 (Rutgers)	24	18	692	28.8	112	292	.384	39	122	.320	95	110	.864	6	62	68	2.8	61	2	50	66	2	25	358	14.9
Rutgers Totals	56	46	1644		265	666	.398	94	278	.338	175	225	.778			166	3.0	142	4	118	154	5	67	799	14.3
2013-14	7	0	53	7.6	1	14	.071	1	9	.111	0	2	.000	2	3	5	0.7	5	0	2	3	0	0	3	0.4
Combined Totals	63	46	1697	26.9	266	680	.391	95	287	.331	175	227	.771	24	147	171	2.7	147	4	120	157	5	67	802	12.7

RETURNERS - ELI CARTER

Carter Game-By-Game

2013-14	Date	GS	Min	FG	FGA	Pct	3FG	FGA	Pct	FT	FTA	Pct	Off	Def	Tot	Avg	PF	FO	A	TO	Blk	Stl	Pts	Avg
NORTH FLORIDA	11/8/13		19	1	6	.167	1	4	.250	0	0	.000	0	2	2	2.0	1	0	1	1	0	0	3	3.0
at Wisconsin	11/12/13		10	0	1	.000	0	1	.000	0	0	.000	0	0	0	1.0	2	0	0	0	0	0	0	1.5
UALR	11/16/13		6	0	2	.000	0	1	.000	0	0	.000	0	0	0	0.7	0	0	0	0	0	0	0	1.0
SOUTHERN U.	11/18/13		10	0	2	.000	0	2	.000	0	0	.000	0	0	0	0.5	0	0	0	1	0	0	0	0.8
MIDDLE TENNESSEE	11/21/13		3	0	2	.000	0	0	.000	0	0	.000	2	0	2	0.8	2	0	0	0	0	0	0	0.6
at Jacksonville	11/25/13		3	0	1	.000	0	1	.000	0	0	.000	0	0	0	0.7	0	0	1	0	0	0	0	0.5
FLORIDA STATE	11/29/13		2	0	0	.000	0	0	.000	0	2	.000	0	1	1	0.7	0	0	0	1	0	0	0	0.4
2013-14 Totals	7 Games	0	53	1	14	.071	1	9	.111	0	2	.000	2	3	5	0.7	5	0	2	3	0	0	3	0.4



Carter Game Highs

Career highs all at Rutgers

Points

2013-14/UF 3, vs. North Florida (11/8/13)
 Career 31, vs. Florida (12/29/11)

Rebounds

2013-14/UF 2, 2x, last vs. Middle Tenn. (11/21/13)
 Career 7, 3x, last vs. St. John's (1/9/13)

Field Goals

2013-14/UF 1, vs. North Florida (11/8/13)
 Career 12, vs. Florida (12/29/11)

Field Goal Attempts

2013-14/UF 6, vs. North Florida (11/8/13)
 Career 24, vs. Florida (12/29/11)

3-Point Field Goals

2013-14/UF 1, vs. North Florida (11/8/13)
 Career 5, vs. Syracuse (1/2/13)

3-Point FG Attempts

2013-14/UF 4, vs. North Florida (11/8/13)
 Career 10, vs. Syracuse (1/2/13)

Free Throws

2013-14/UF ---
 Career 12, vs. UAB (12/16/12)

Free Throw Attempts

2013-14/UF 2, vs. Florida State (11/29/13)
 Career 13, vs. UAB (12/16/12)

Assists

2013-14/UF 1, 2x, last vs. Middle Tenn. (11/21/13)
 Career 7, vs. Florida (12/29/11)

Steals

2013-14/UF ---
 Career 5, vs. USF (1/1/12)

Blocked Shots

2013-14/UF ---
 Career 2, vs. George Washington (12/11/12)

Minutes Played

2013-14/UF 19, vs. North Florida (11/8/13)
 Career 46, vs. Florida (12/29/11)

#42 BILLY DONOVAN

Senior (R) | Guard | 1L | 6-2 | 192

Gainesville, Fla. | Catholic U./St. Francis

@b_donovan42



Overview

- Scored four points in 16 appearances his first season as a walk-on with the Gators.
- Transferred to UF from Division III Catholic University in Washington, D.C., in Summer 2012.
- Appeared in 46 games with 19 starts at CUA, averaging 4.0 points and 1.7 rebounds per game.

2013-14, Redshirt Junior Season

- Made his Gator debut in the season opener vs. UNF
- Played seven minutes against the MTSU Raiders, shooting 2-for-2 from the free throw line to record his first points as a Gator.
- Shot a perfect 2-of-2 from the free-throw line in four minutes of playing time vs. Savannah State.

2012-13, Junior Season

- Redshirt season, per NCAA transfer regulations.

2011-12, Sophomore Season (Catholic Univ.)

- Averaged 5.9 points in 27 games, including 19 starts.
- Second on the team with 49 assists.
- Averaged 1.2 3-pointers per game.
- Helped the team to a 19-9 record.
- Started and scored a team-high 13 points in CUA's exhibition game at Florida.

2010-11, Freshman Season (Catholic Univ.)

- Appeared in 19 games, averaging 4.3 minutes.
- Scored a season-high nine points against Moravian College.

Prep

- Four-year starter at St. Francis who scored over 1,000 career points.
- As a senior, averaged 19 points, eight rebounds and four assists and earned first-team All-Conference honors.
- Named team MVP as a freshman, sophomore and senior and helped the team to a district championship as a sophomore.

Donovan Career Statistics

Year	GP	GS	Min	Avg	Total			3-Point			F-Throw			Rebounds					PF	FO	Ast	TO	Blk	Stl	Pts	Avg
					FG	FGA	Pct	FG	FGA	Pct	FT	FTA	Pct	Off	Def	Tot	Avg									
2010-11*	19	0	82	4.3	10	25	.400	4	13	.308	3	6	.500	2	7	9	0.5	10	0	6	10	0	2	27	1.4	
2011-12*	27	19	496	18.4	46	132	.348	32	93	.344	34	48	.708	18	50	68	2.5	38	0	49	39	0	11	158	5.9	
CUA Totals	46-19	578	56-157	.357	36-106	.340	37-54	.685	77	1.7	55	49	0	13	48-0	185	4.0	-	-	-	-	-	-	-	-	
2012-13	-	-	-	-	-	-	-	-	-	-	Redshirted (Transfer)			-	-	-	-	-	-	-	-	-	-	-	-	
2013-14	16	0	44	2.8	0	9	.000	0	8	.000	4	4	1.000	0	4	4	0.3	7	0	3	3	0	2	4	0.3	
Combined Totals	62	19	622	10.0	56	166	.337	36	114	.316	41	58	.707	20	61	81	1.3	55	0	58	52	0	15	189	3.0	

Donovan SEC Statistics

Year	GP	GS	Min	Avg	Total			3-Point			F-Throw			Rebounds					PF	FO	Ast	TO	Blk	Stl	Pts	Avg
					FG	FGA	Pct	FG	FGA	Pct	FT	FTA	Pct	Off	Def	Tot	Avg									
2013-14	8	0	18	2.3	0	4	.000	0	4	.000	0	0	.000	0	3	3	0.4	5	0	1	2	0	1	0	0.0	

RETURNERS - BILLY DONOVAN

Donovan Game-By-Game

2013-14	Date	GS	Min	FG	FGA	Pct	3FG	FGA	Pct	FT	FTA	Pct	Off	Def	Tot	Avg	PF	FO	A	TO	Blk	Stl	Pts	Avg
NORTH FLORIDA	11/8/13	3	0	0	0	.000	0	0	.000	0	0	.000	0	0	0	0.0	0	0	0	0	0	0	0	0.0
UALR	11/16/13	2	0	1	0	.000	0	1	.000	0	0	.000	0	0	0	0.0	0	0	1	0	0	0	0	0.0
SOUTHERN U.	11/18/13	2	0	0	0	.000	0	0	.000	0	0	.000	0	0	0	0.0	0	0	0	0	0	0	0	0.0
MIDDLE TENNESSEE	11/21/13	7	0	2	0	.000	0	2	.000	2	2	1.000	0	0	0	0.0	0	0	0	0	0	1	2	0.5
at Jacksonville	11/25/13	5	0	1	0	.000	0	1	.000	0	0	.000	0	1	1	0.2	1	0	1	1	0	0	0	0.4
vs Fresno State	12/21/13	2	0	0	0	.000	0	0	.000	0	0	.000	0	0	0	0.2	0	0	0	0	0	0	0	0.3
SAVANNAH STATE	12/29/13	4	0	1	0	.000	0	0	.000	2	2	1.000	0	0	0	0.1	1	0	0	0	0	0	2	0.6
SOUTH CAROLINA	1/8/14	2	0	0	0	.000	0	0	.000	0	0	.000	0	0	0	0.1	2	0	1	0	0	0	0	0.5
GEORGIA	1/14/14	3	0	0	0	.000	0	0	.000	0	0	.000	0	0	0	0.1	2	0	0	1	0	1	0	0.4
at Auburn	1/18/14	0	0	0	0	.000	0	0	.000	0	0	.000	0	0	0	0.1	0	0	0	0	0	0	0	0.4
TENNESSEE	1/25/14	2	0	1	0	.000	0	1	.000	0	0	.000	0	0	0	0.1	0	0	0	0	0	0	0	0.4
TEXAS A&M	2/1/14	6	0	2	0	.000	0	2	.000	0	0	.000	0	2	2	0.3	0	0	0	0	0	0	0	0.3
LSU	3/1/14	2	0	0	0	.000	0	0	.000	0	0	.000	0	0	0	0.2	1	0	0	0	0	0	0	0.3
at South Carolina	3/4/13	2	0	1	0	.000	0	1	.000	0	0	.000	0	1	1	0.3	0	0	0	1	0	0	0	0.3
KENTUCKY	3/8/14	1	0	0	0	.000	0	0	.000	0	0	.000	0	0	0	0.3	0	0	0	0	0	0	0	0.3
vs Missouri	3/14/14	1	0	0	0	.000	0	0	.000	0	0	.000	0	0	0	0.3	0	0	0	0	0	0	0	0.3
2013-14 Totals	16 Games	0	44	0	9	.000	0	8	.000	4	4	1.000	0	4	4	0.3	7	0	3	3	0	2	4	0.3

Donovan Game Highs

Does not include Division III games played at CUA.

Points

2013-14/Career 2, 2x, last vs. Savannah St. (12/29/13)

Rebounds

2013-14/Career 2, vs. Texas A&M (2/1/14)

Field Goals

2013-14/Career ---

Field Goal Attempts

2013-14/Career 2, 2x, last vs. Texas A&M (2/1/14)

3-Point Field Goals

2013-14/Career ---

3-Point FG Attempts

2013-14/Career 2, 2x, last vs. Texas A&M (2/1/14)

Free Throws

2013-14/Career 2, 2x, last vs. Savannah St. (12/29/13)

Free Throw Attempts

2013-14/Career 2, 2x, last vs. Savannah St. (12/29/13)

Assists

2013-14/Career 1, 3x, last vs. South Carolina (1/8/14)

Steals

2013-14/Career 1, 2x, last vs. Georgia (1/14/14)

Blocked Shots

2013-14/Career ---

Minutes Played

2013-14/Career 7, vs. Middle Tenn. (11/21/13)



#14 LEXX EDWARDS

Junior (R) | Guard | 1L | 6-2 | 220

Orlando, Fla. | Jones

@le11_ / @LexxEdwards_2

Overview

- Walk-on who enrolled at UF in Summer 2011.
- First earned a spot on the dress roster for UF's Nov. 16, 2013, game vs. Arkansas-Little Rock and remained on the dress roster the rest of the season.

2013-14, Sophomore Season

- Earned a spot on the dress roster and saw his first action against UALR and recorded one rebound.
- Ultimately saw action in 11 games, including the regular season finale vs. Kentucky that clinched a perfect 18-0 SEC record for the Gators.

2012-13

- Did not compete.

2011-12

- Practiced but did not dress for any games.

PREP:

- Team captain who was named the team's defensive player of the year.
- Helped Jones to 3A state runner-up finish in 2010-11.
- Coached by Jerry Howard.
- Also played wide receiver, running back and linebacker on the football team.



Edwards Career Statistics

Year	GP	GS	Min	Avg	Total			3-Point			F-Throw			Rebounds				PF	FO	Ast	TO	Blk	Stl	Pts	Avg
					FG	FGA	Pct	FG	FGA	Pct	FT	FTA	Pct	Off	Def	Tot	Avg								
2013-14	11	0	15	1.4	0	1	.000	0	0	.000	0	0	.000	0	3	3	0.3	4	0	0	1	0	0	0	0.0

Edwards SEC Statistics

Year	GP	GS	Min	Avg	Total			3-Point			F-Throw			Rebounds				PF	FO	Ast	TO	Blk	Stl	Pts	Avg
					FG	FGA	Pct	FG	FGA	Pct	FT	FTA	Pct	Off	Def	Tot	Avg								
Totals	6	0	7	1.2	0	1	.000	0	0	.000	0	0	.000	0	1	1	0.2	0	0	0	1	0	0	0	0.0

RETURNERS - LEXX EDWARDS

Edwards Game-By-Game

2013-14	Date	GS	Min	FG	FGA	Pct	3FG	FGA	Pct	FT	FTA	Pct	Off	Def	Tot	Avg	PF	FO	A	TO	Blk	Stl	Pts	Avg	
UALR	11/16/13	2	0	0	0	.000	0	0	.000	0	0	.000	0	1	1	1.0	0	0	0	0	0	0	0	0	0.0
SOUTHERN U.	11/18/13	1	0	0	0	.000	0	0	.000	0	0	.000	0	0	0	0.5	1	0	0	0	0	0	0	0	0.0
MIDDLE TENNESSEE	11/21/13	1	0	0	0	.000	0	0	.000	0	0	.000	0	0	0	0.3	1	0	0	0	0	0	0	0	0.0
at Jacksonville	11/25/13	2	0	0	0	.000	0	0	.000	0	0	.000	0	1	1	0.5	0	0	0	0	0	0	0	0	0.0
vs Fresno State	12/21/13	2	0	0	0	.000	0	0	.000	0	0	.000	0	0	0	0.4	2	0	0	0	0	0	0	0	0.0
SOUTH CAROLINA	1/8/14	1	0	0	0	.000	0	0	.000	0	0	.000	0	0	0	0.3	0	0	0	0	0	0	0	0	0.0
GEORGIA	1/14/14	1	0	1	0	.000	0	0	.000	0	0	.000	0	0	0	0.3	0	0	0	1	0	0	0	0	0.0
TENNESSEE	1/25/14	1	0	0	0	.000	0	0	.000	0	0	.000	0	0	0	0.3	0	0	0	0	0	0	0	0	0.0
TEXAS A&M	2/1/14	3	0	0	0	.000	0	0	.000	0	0	.000	0	1	1	0.3	0	0	0	0	0	0	0	0	0.0
at South Carolina	3/4/14	1	0	0	0	.000	0	0	.000	0	0	.000	0	0	0	0.3	0	0	0	0	0	0	0	0	0.0
KENTUCKY	3/8/14	0	0	0	0	.000	0	0	.000	0	0	.000	0	0	0	0.3	0	0	0	0	0	0	0	0	0.0
2013-14 Totals	11 Games	0	15	0	1	.000	0	0	.000	0	0	.000	0	3	3	0.3	4	0	0	1	0	0	0	0	0.0

Edwards Game Highs

Points

2013-14/Career ---

Rebounds

2013-14/Career 1, 3x, last vs. Texas A&M (2/1/14)

Field Goals

2013-14/Career ---

Field Goal Attempts

2013-14/Career 1, vs. Georgia (1/14/14)

3-Point Field Goals

2013-14/Career ---

3-Point FG Attempts

2013-14/Career ---

Free Throws

2013-14/Career ---

Free Throw Attempts

2013-14/Career ---

Assists

2013-14/Career ---

Steals

2013-14/Career ---

Blocked Shots

2013-14/Career ---

Minutes Played

2013-14/Career 3, vs. Texas A&M (2/1/14)



#10 DORIAN FINNEY-SMITH

Junior (R) | Forward | 1L | 6-8 | 218

Portsmouth, Va. | Virginia Tech/I.C. Norcom

@doedoe_10



Overview

- 2014 SEC Sixth Man of the Year, the second Gator to win the award, joining Chris Richard in 2007.
- Also earned a spot on the 2014 SEC Academic Honor Roll.
- Had a career day with 22 points and 15 rebounds while getting the start in Florida's 84-82 overtime victory at Arkansas, becoming the first player to post a 20-15 game on the road under Donovan.
- Enrolled at UF in Summer 2012 after one season at Virginia Tech.
- A starter and ACC All-Freshman performer at Virginia Tech in 2011-12.

2013-14, Redshirt Sophomore Season

- Named SEC Sixth Man of the Year, the second Gator to win the award (Chris Richard, 2007).
- Also earned SEC Academic Honor Roll placement.
- Florida's leading rebounder, both in total rebounds (247) and per-game average (6.7).
- Had a strong showing in his Gator debut, putting up a career-high-tying 17 points against UALR, while going 3-4 from the 3-point line.
- Recorded his first double-double as a Gator - and the fourth of his career - at Jacksonville, tallying 14 points and 11 rebounds.
- Despite entering the game as the second sub versus Kansas, scored UF's first points of the game on a made 3-pointer and went on to score 15 total points, shooting 4-for-6 from 3-point range.
- Made his first start donning the Orange and Blue in the 2013 Orange Bowl Classic vs Fresno State.
- Recorded the first 20/15 performance by a Gator in a road game during Donovan's tenure, totaling a personal-best 22 points in the OT-win over Arkansas.
- Led the team in scoring with 16 points vs. LSU, including a career-best-tying four 3-pointers.

2012-13, Sophomore Season

- Redshirt season, per NCAA transfer regulations.

2011-12, Freshman Season (Virginia Tech)

- ACC All-Freshman and regular starter, averaging 6.3 points and 7.0 rebounds per game.
- Played in all 33 games, making 30 starts.
- Earned a double-double in his debut, with 10 points and 16 rebounds against East Tennessee State.
- Scored a season-high 17 points in a 66-65 win over Boston College.
- Reached double-figure rebounds on seven occasions and had three double-doubles.

Prep

- Four-year letterwinner at I.C. Norcom High School.
- Two-time VHSL Class AAA Player of the Year and first-team all-state, all-region, All-Tidewater and all-district.
- Led team to back-to-back Group AAA championships, along with Eastern Region and District titles.
- Averaged 18 points, 10.7 rebounds and 3.8 blocks as a senior.
- Scored 19 points, grabbed 17 rebounds and blocked three shots in the state championship game vs. L.C. Bird his senior season.
- All-Tidewater player of the year as a junior and co-player of the year as a senior.
- Averaged 19.7 points, 13 rebounds, six assists, three steals and two blocks as a junior.

Finney-Smith Career Statistics

Year	GP	GS	Min	Avg	Total			3-Point			F-Throw			Rebounds							Pts	Avg			
					FG	FGA	Pct	FG	FGA	Pct	FT	FTA	Pct	Off	Def	Tot	Avg	PF	FO	Ast			TO	Blk	Stl
2011-12 (VT)	33	30	957	29.0	69	208	.332	26	71	.366	45	77	.584	91	141	232	7.0	89	2	62	57	23	24	209	6.3
2012-13	-	-	-	-	-	-	-	-	-	-	-	-	-	-	-	-	-	-	-	-	-	-	-	-	-
2013-14	37	2	955	25.8	105	284	.370	39	133	.293	74	115	.643	94	153	247	6.7	80	2	76	61	16	16	323	8.7
Combined Totals	70	32	1912	27.3	174	492	.354	65	204	.319	119	192	.620	185	294	479	6.8	169	4	138	118	39	40	532	7.6

Finney-Smith SEC Statistics

Year	GP	GS	Min	Avg	Total			3-Point			F-Throw			Rebounds							Pts	Avg			
					FG	FGA	Pct	FG	FGA	Pct	FT	FTA	Pct	Off	Def	Tot	Avg	PF	FO	Ast			TO	Blk	Stl
2013-14	18	1	472	26.2	53	141	.376	22	72	.306	33	52	.635	48	66	114	6.3	37	0	47	30	10	11	161	8.9

RETURNERS - DORIAN FINNEY-SMITH

Finney-Smith Game Highs

2011-12 games while with at Virginia Tech

Points

2013-14/UF/Career 22, at Arkansas (1/11/14)

Rebounds

2013-14/UF 15, at Arkansas (1/11/14)
 Career 16, vs. East Tennessee St. (11/12/11)

Field Goals

2013-14/UF 7, at Arkansas (1/11/14)
 Career 7, 2x, last at Arkansas (1/11/14)

Field Goal Attempts

2013-14/UF/Career 15, at Arkansas (1/11/14)

3-Point Field Goals

2013-14/UF/Career 4, 2x, last vs. LSU (3/1/14)

3-Point FG Attempts

2013-14/UF/Career 8, vs. LSU (3/1/14)

Free Throws

2013-14/UF 6, vs. Middle Tenn. (11/21/13)
 Career 6, 3x, last vs. Middle Tenn. (11/21/13)

Free Throw Attempts

2013-14/UF 8, 2x, last at Arkansas (1/11/14)
 Career 8, 5x, last at Arkansas (1/11/14)

Assists

2013-14/UF 5, 3x, last at South Carolina (3/4/14)
 Career 5, 5x, last at South Carolina (3/4/14)

Steals

2013-14/UF 3, at Arkansas (1/11/14)
 Career 3, 2x, last at Arkansas (1/11/14)

Blocked Shots

2013-14/UF 2, 4x, last vs. Kentucky (3/8/14)
 Career 4, vs. East Tennessee State (11/12/11)

Minutes Played

2013-14/UF/Career 42, at Arkansas (1/11/14)



Finney-Smith Game-By-Game

2013-14	Date	GS	Min	FG	FGA	Pct	3FG	FGA	Pct	FT	FTA	Pct	Off	Def	Tot	Avg	PF	FO	A	TO	Blk	Stl	Pts	Avg
UALR	11/16/13		16	5	10	.500	3	4	.750	4	6	.667	5	4	9	9.0	1	0	0	1	0	0	17	17.0
SOUTHERN U.	11/18/13		21	2	7	.286	1	3	.333	3	4	.750	2	5	7	8.0	5	1	2	0	0	0	8	12.5
MIDDLE TENNESSEE	11/21/13		26	4	9	.444	0	2	.000	6	6	1.000	2	4	6	7.3	3	0	1	3	0	0	14	13.0
at Jacksonville	11/25/13		25	4	9	.444	1	3	.333	5	8	.625	3	8	11	8.3	3	0	3	1	1	0	14	13.3
FLORIDA STATE	11/29/13		31	2	12	.167	0	4	.000	2	4	.500	6	4	10	8.6	2	0	1	2	1	0	6	11.8
at UConn	12/2/13		24	1	3	.333	0	1	.000	1	1	1.000	1	5	6	8.2	4	0	0	6	0	0	3	10.3
KANSAS	12/10/13		30	5	13	.385	4	6	.667	1	2	.500	1	4	5	7.7	1	0	1	1	0	2	15	11.0
vs Memphis	12/17/13		29	5	10	.500	2	6	.333	2	3	.667	2	4	6	7.5	1	0	3	4	1	0	14	11.4
vs Fresno State	12/21/13	*	22	3	9	.333	0	3	.000	1	2	.500	1	4	5	7.2	3	0	2	1	0	0	7	10.9
SAVANNAH STATE	12/29/13		16	2	6	.333	0	2	.000	4	7	.571	4	3	7	7.2	2	0	1	0	1	0	8	10.6
RICHMOND	1/4/14		28	2	4	.500	1	2	.500	0	2	.000	5	8	13	7.7	2	0	1	3	0	0	5	10.1
SOUTH CAROLINA	1/8/14		24	3	6	.500	0	2	.000	2	2	1.000	1	3	4	7.4	3	0	5	4	2	0	8	9.9
at Arkansas	1/11/14	*	42	7	15	.467	3	7	.429	5	8	.625	9	6	15	8.0	2	0	3	3	0	3	22	10.8
GEORGIA	1/14/14		25	4	9	.444	3	5	.600	3	6	.500	1	4	5	7.8	2	0	3	1	0	0	14	11.1
at Auburn	1/18/14		20	3	6	.500	1	2	.500	0	0	.000	1	2	3	7.5	2	0	1	2	0	1	7	10.8
at Alabama	1/23/14		31	2	8	.250	1	4	.250	1	4	.250	7	4	11	7.7	2	0	3	3	0	0	6	10.5
TENNESSEE	1/25/14		25	4	9	.444	1	4	.250	0	0	.000	3	5	8	7.7	3	0	1	2	0	1	9	10.4
at Mississippi State	1/30/14		29	3	9	.333	2	5	.400	0	0	.000	3	6	9	7.8	2	0	1	1	0	2	8	10.3
TEXAS A&M	2/1/14		31	4	12	.333	0	4	.000	3	4	.750	3	6	9	7.8	1	0	3	1	2	1	11	10.3
MISSOURI	2/4/14		21	1	6	.167	0	2	.000	1	3	.333	4	3	7	7.8	3	0	1	2	0	0	3	10.0
ALABAMA	2/8/14		21	1	4	.250	0	2	.000	2	2	1.000	1	2	3	7.6	4	0	5	1	1	0	4	9.7
at Tennessee	2/11/14		27	1	6	.167	0	3	.000	2	2	1.000	3	2	5	7.5	3	0	3	2	0	1	4	9.4
at Kentucky	2/15/14		27	4	10	.400	0	3	.000	0	0	.000	3	2	5	7.3	3	0	1	0	0	0	8	9.3
AUBURN	2/19/14		24	0	5	.000	0	4	.000	3	4	.750	1	1	2	7.1	2	0	1	2	0	0	3	9.1
at Ole Miss	2/22/14		28	1	5	.200	1	5	.200	2	2	1.000	2	3	5	7.0	0	0	4	1	1	0	5	8.9
at Vanderbilt	2/25/14		28	6	11	.545	3	6	.500	4	7	.571	3	6	9	7.1	3	0	1	2	0	0	19	9.3
LSU	3/1/14		18	5	10	.500	4	8	.500	2	4	.500	0	2	2	6.9	0	0	2	0	0	0	16	9.6
at South Carolina	3/4/14		25	1	4	.250	0	2	.000	1	2	.500	2	4	6	6.9	2	0	5	1	2	0	3	9.3
KENTUCKY	3/8/14		26	3	6	.500	3	4	.750	2	2	1.000	1	5	6	6.9	0	0	4	2	2	2	11	9.4
vs Missouri	3/14/14		28	4	8	.500	2	4	.500	0	0	.000	3	6	9	6.9	2	0	3	2	1	0	10	9.4
vs Tennessee	3/15/14		22	0	2	.000	0	2	.000	0	2	.000	0	2	2	6.8	5	1	1	1	0	0	0	9.1
vs Kentucky	3/16/14		29	1	5	.200	1	3	.333	0	1	.000	1	5	6	6.8	4	0	1	1	0	0	3	8.9
vs Albany	3/20/14		28	6	10	.600	1	3	.333	3	4	.750	0	3	3	6.6	1	0	1	2	0	1	16	9.1
vs Pittsburgh	3/22/14		25	2	8	.250	0	3	.000	0	0	.000	2	6	8	6.7	0	0	1	1	0	0	4	9.0
vs UCLA	3/27/14		30	3	8	.375	1	4	.250	3	4	.750	1	5	6	6.7	2	0	4	2	1	1	10	9.0
vs Dayton	3/29/14		26	0	4	.000	0	3	.000	5	6	.833	6	3	9	6.7	0	0	2	0	0	0	5	8.9
vs UConn	4/5/14		27	1	6	.167	0	3	.000	1	1	1.000	1	4	5	6.7	2	0	1	0	0	1	3	8.7
2013-14 Totals	37 Games	2	955	105	284	.370	39	133	.293	74	115	.643	94	153	247	6.7	80	2	76	61	16	16	323	8.7

#20 MICHAEL FRAZIER II

Sophomore | Guard | 2L | 6-4 | 199

Tampa, Fla. | Montverde Academy

@mfrazier20



Overview

- One of the most accurate 3-point shooters in the country.
- Set Florida records for 3-pointers made in a season (118) and in a game (11 at South Carolina) during his sophomore campaign.
- Posted 37 points at South Carolina on March 4, 2014, the most by a Gator since Joakim Noah's 37 vs. Georgia on March 1, 2006.
- Earned postseason awards for All-SEC Tournament Team and All-NCAA South Regional Team.
- The only non-senior among regular starters on Florida's 2014 Final Four team.
- Earned 2014 Academic Honor Roll and twice named SEC Player of the Week as a sophomore.
- Named to the 2013 SEC All-Freshman Team and First-Year Academic Honor Roll.
- Two-time SEC Freshman of the Week.
- Brings a high basketball IQ and impressive leadership qualities to the Gators.

2013-14, Sophomore Season

- Earned placement on the All-SEC Tournament and All-NCAA Tournament South Regional teams.
- Earned SEC Academic Honor Roll accolades.
- Two-time SEC player of the Week, earning the recognition on Jan. 27 and co-honors on March 10).
- Set Florida's single-season (118) and single-game records for 3-pointers made (11 at SC).
- Single-game 3-pointer mark is also the most ever in an SEC league game.
- Had nine games with 5+ 3-pointers, most by a player under Donovan.

Frazier Miscellaneous Stats

	12-13	13-14	Career
Times led UF in scoring	1	10	11
Times led UF in Rebounds	4	1	5
Times led UF in Assists	1	0	1
Double figure scoring	9	24	33
Double figure rebound games	0	0	0
Double-Doubles	0	0	0
Dunks	1	2	3
Charges Drawn	1	0	1
First off the Bench	6	4	10
Scored UF's First Points	0	6	6
Three-Point Plays	0-0	2-2	2-2
Four-Point Plays	0-0	1-1	1-1

- Scored 20+ points four times: 37 at South Carolina, 21 vs. Georgia and Texas A&M and 20 at Wisconsin.
- Matched a personal best with nine rebounds in the season opener vs. UNF.
- Dished a personal-best four assists in the win over LSU.
- Shot 10-for-15 from 3-point range in the SEC Tournament.

2012-13, Freshman Season

- Played in 36 games for the Gators.
- Was one of the nation's most accurate 3-point shooters with a .468 3-point percentage.
- Hit at a .536 clip in regular season action SEC action.
- Twice named SEC Freshman of the Week,
- Tallied a season-high 18 points on 6-of-7 from beyond the arc at Auburn, earning SEC Freshman of the Week honors.
- Also named SEC Freshman of the Week for his efforts against Marquette, scoring 17 points, including 5-for-9 shooting from 3-point range.

Frazier Career Statistics

Year	GP	GS	Min	Avg	Total			3-Point			F-Throw			Rebounds				PF	FO	Ast	TO	Blk	Stl	Pts	Avg
					FG	FGA	Pct	FG	FGA	Pct	FT	FTA	Pct	Off	Def	Tot	Avg								
2012-13	36	1	647	18.0	62	139	.446	52	111	.468	26	31	.839	16	97	113	3.1	53	0	34	30	1	20	202	5.6
2013-14	39	34	1194	30.6	158	343	.461	118	264	.447	48	57	.842	22	115	137	3.5	62	0	43	46	7	43	482	12.4
Totals	75	35	1841	24.5	220	482	.456	170	375	.453	74	88	.841	38	212	250	3.3	115	0	77	76	8	63	684	9.1

Frazier SEC Statistics

Year	GP	GS	Min	Avg	Total			3-Point			F-Throw			Rebounds				PF	FO	Ast	TO	Blk	Stl	Pts	Avg
					FG	FGA	Pct	FG	FGA	Pct	FT	FTA	Pct	Off	Def	Tot	Avg								
2012-13	17	1	333	19.6	33	68	.485	30	56	.536	8	10	.800	7	54	61	3.6	23	0	19	16	0	8	104	6.1
2013-14	18	18	559	31.1	79	182	.434	64	153	.418	24	29	.828	10	48	58	3.2	31	0	26	20	3	19	246	13.7
Totals	35	19	892	25.5	112	250	.448	94	209	.450	32	39	.821	17	102	119	3.4	54	0	45	36	3	27	350	10.0



RETURNERS - MICHAEL FRAZIER II

Frazier Game-By-Game

2012-13	Date	GS	Min	FG	FGA	Pct	3FG	FGA	Pct	FT	FTA	Pct	Off	Def	Tot	Avg	PF	FO	A	TO	Blk	Stl	Pts	Avg	
ALABAMA STATE	11/11/12		20	0	6	.000	0	6	.000	3	4	.750	1	5	6	6.0	1	0	1	2	0	1	3	3.0	
WISCONSIN	11/14/12		19	3	3	1.000	2	2	1.000	0	0	.000	0	5	5	5.5	2	0	1	3	0	1	8	5.5	
vs Middle Tenn.	11/18/12		12	1	3	.333	1	3	.333	0	0	.000	0	2	2	4.3	1	0	0	0	0	0	3	4.7	
SAVANNAH STATE	11/20/12		9	0	1	.000	0	0	.000	0	0	.000	0	1	1	3.5	2	0	0	0	0	0	0	3.5	
UCF	11/23/12		19	1	7	.143	1	5	.200	0	0	.000	0	1	1	3.0	2	0	0	1	0	4	3	3.4	
MARQUETTE	11/29/12		22	6	9	.667	5	8	.625	0	0	.000	0	2	2	2.8	1	0	1	0	0	0	17	5.7	
at Florida State	12/5/12		17	4	5	.800	2	3	.667	2	2	1.000	1	1	2	2.7	3	0	1	1	0	0	12	6.6	
at Arizona	12/15/12		3	0	0	.000	0	0	.000	0	0	.000	0	0	0	2.4	1	0	0	0	0	0	0	5.8	
SOUTHEASTERN LOUISIANA	12/19/12		22	3	7	.429	2	6	.333	4	4	1.000	1	5	6	2.8	1	0	2	0	0	0	12	6.4	
at Kansas State	12/22/12		22	1	3	.333	1	2	.500	0	0	.000	0	3	3	2.8	3	0	1	0	0	0	3	6.1	
vs Air Force	12/29/12		14	2	3	.667	1	2	.500	0	0	.000	1	2	3	2.8	4	0	2	0	0	0	5	6.0	
at Yale	1/6/13		16	0	1	.000	0	0	.000	3	3	1.000	1	4	5	3.0	2	0	1	3	0	1	3	5.8	
GEORGIA	1/9/13		20	2	3	.667	2	2	1.000	0	0	.000	0	3	3	3.0	2	0	2	0	0	0	6	5.8	
at LSU	1/12/13		31	1	5	.200	1	3	.333	2	2	1.000	1	6	7	3.3	3	0	3	1	0	0	5	5.7	
at Texas A&M	1/17/13		11	0	0	.000	0	0	.000	0	0	.000	0	0	0	3.1	4	0	1	1	0	1	0	5.3	
MISSOURI	1/19/13		23	2	5	.400	1	3	.333	2	2	1.000	0	2	2	3.0	0	0	2	2	0	0	7	5.4	
at Georgia	1/23/13		16	0	1	.000	0	1	.000	0	0	.000	0	0	0	2.8	0	0	1	0	0	2	0	5.1	
at Mississippi State	1/26/13		24	2	5	.400	2	5	.400	0	0	.000	0	8	8	3.1	3	0	1	2	0	0	6	5.2	
SOUTH CAROLINA	1/30/13		24	4	6	.667	4	6	.667	0	0	.000	2	5	7	3.3	1	0	0	0	0	0	12	5.5	
OLE MISS	2/2/13		23	2	4	.500	2	4	.500	0	0	.000	0	2	2	3.3	1	0	0	1	0	0	6	5.6	
at Arkansas	2/5/13		25	3	5	.600	3	4	.750	2	2	1.000	2	7	9	3.5	2	0	0	2	0	1	11	5.8	
MISSISSIPPI STATE	2/9/13	*	24	4	7	.571	3	5	.600	0	0	.000	1	5	6	3.6	1	0	3	1	0	1	11	6.0	
KENTUCKY	2/12/13		18	0	1	.000	0	0	.000	0	0	.000	0	1	1	3.5	1	0	2	1	0	0	0	5.8	
at Auburn	2/16/13		22	6	7	.857	6	7	.857	0	0	.000	1	2	3	3.5	1	0	0	0	0	0	18	6.3	
at Missouri	2/19/13		16	3	5	.600	2	4	.500	2	2	1.000	0	2	2	3.4	0	0	2	1	0	2	10	6.4	
ARKANSAS	2/23/13		15	2	9	.222	2	7	.286	0	0	.000	0	3	3	3.4	1	0	1	2	0	0	6	6.4	
ALABAMA	3/2/13		6	0	1	.000	0	1	.000	0	2	.000	0	0	0	3.3	0	0	0	1	0	0	0	6.2	
VANDERBILT	3/6/13		22	2	3	.667	2	3	.667	0	0	.000	0	6	6	3.4	2	0	1	0	0	0	6	6.2	
at Kentucky	3/9/13		13	0	1	.000	0	1	.000	0	0	.000	0	2	2	3.3	1	0	0	1	0	1	0	6.0	
vs LSU	3/15/13		20	3	5	.600	2	2	1.000	3	4	.750	2	3	5	3.4	2	0	2	0	0	0	11	6.1	
vs Alabama	3/16/13		16	0	3	.000	0	3	.000	0	0	.000	0	1	1	3.3	2	0	2	0	1	1	0	5.9	
vs Ole Miss	3/17/13		22	3	6	.500	3	5	.600	0	1	.000	1	2	3	3.3	0	0	0	1	0	1	9	6.0	
vs Northwestern State	3/22/13		24	0	4	.000	0	4	.000	3	3	1.000	1	2	3	3.3	1	0	0	1	0	2	3	5.9	
vs Minnesota	3/24/13		9	0	1	.000	0	1	.000	0	0	.000	0	2	2	3.3	0	0	0	1	0	0	0	5.8	
vs Florida Gulf Coast	3/29/13		13	2	3	.667	2	3	.667	0	0	.000	0	1	1	3.2	0	0	0	1	0	0	6	5.8	
vs Michigan	3/31/13		15	0	1	.000	0	0	.000	0	0	.000	0	1	1	3.1	2	0	1	0	0	1	0	5.6	
2012-13 Totals		36 Games	1	647	62	139	.446	52	111	.468	26	31	.839	16	97	113	3.1	53	0	34	30	1	20	202	5.6

Frazier Game Highs

Points	
2013-14/Career	37, at South Carolina (3/4/14)
Rebounds	
2013-14	9, vs. North Florida (11/8/13)
Career	9, 2x, last vs. North Florida (11/8/13)
Field Goals	
2013-14/Career	12, at South Carolina (3/4/14)
Field Goal Attempts	
2013-14/Career	21, at South Carolina (3/4/14)
3-Point Field Goals	
2013-14/Career	11, at South Carolina (3/4/14)
3-Point FG Attempts	
2013-14/Career	18, at South Carolina (3/4/14)
Free Throws	
2013-14/Career	6, 2x, last vs. Texas A&M (2/1/14)
Free Throw Attempts	
2013-14/Career	8, vs. Texas A&M (2/1/14)
Assists	
2013-14/Career	4, vs. LSU (3/1/14)
Steals	
2013-14	4, 2x, last vs. Tennessee (3/15/14)
Career	4, 3x, last vs. Tennessee (3/15/14)
Blocked Shots	
2013-14/Career	2, vs. Savannah State (12/29/13)
Minutes Played	
2013-14/Career	39, at UConn (12/2/13)

Prep

- Montverde's leading scorer and rebounder with 17 points and eight rebounds per game, helping the team earn a 23-4 record, reach the championship game of the National High School Invitational and receive a No. 9 national ranking in the ESPNRISE National Poll.
- Averaged 29.7 points and 9.7 rebounds per game for Plant High School in 2010-11.
- Helped lead the Panthers to a 20-8 overall record.



RETURNERS - MICHAEL FRAZIER II



2013-14	Date	GS	Min	FG	FGA	Pct	3FG	FGA	Pct	FT	FTA	Pct	Off	Def	Tot	Avg	PF	FO	A	TO	Blk	Stl	Pts	Avg	
NORTH FLORIDA	11/8/13		24	6	10	.600	1	3	.333	6	6	1.000	1	8	9	9.0	0	0	0	3	0	1	19	19.0	
at Wisconsin	11/12/13		33	7	11	.636	5	7	.714	1	2	.500	0	2	2	5.5	1	0	0	0	0	2	20	19.5	
UALR	11/16/13		26	2	9	.222	2	7	.286	0	0	.000	0	2	2	4.3	3	0	1	0	0	2	6	15.0	
SOUTHERN U.	11/18/13		24	3	9	.333	3	7	.429	0	0	.000	2	2	4	4.3	3	0	3	2	0	2	9	13.5	
MIDDLE TENNESSEE	11/21/13	*	36	5	9	.556	1	3	.333	2	2	1.000	0	2	2	3.8	1	0	2	2	0	0	13	13.4	
at Jacksonville	11/25/13		27	5	6	.833	5	6	.833	2	2	1.000	0	2	2	3.5	0	0	0	1	0	1	17	14.0	
FLORIDA STATE	11/29/13	*	33	6	11	.545	5	8	.625	0	0	.000	0	2	2	3.3	1	0	0	1	1	0	17	14.4	
at UConn	12/2/13	*	39	3	5	.600	1	3	.333	0	0	.000	0	5	5	3.5	1	0	2	0	0	2	7	13.5	
KANSAS	12/10/13	*	25	1	4	.250	1	2	.500	0	0	.000	1	2	3	3.4	3	0	1	0	0	2	3	12.3	
vs Memphis	12/17/13	*	30	3	7	.429	2	4	.500	3	3	1.000	0	3	3	3.4	0	0	1	2	0	2	11	12.2	
vs Fresno State	12/21/13	*	26	1	5	.200	1	5	.200	1	2	.500	2	2	4	3.5	1	0	1	1	1	1	4	11.5	
SAVANNAH STATE	12/29/13	*	25	3	5	.600	3	5	.600	2	2	1.000	0	4	4	3.5	3	0	0	4	2	1	11	11.4	
RICHMOND	1/4/14	*	29	6	10	.600	3	7	.429	3	4	.750	1	3	4	3.5	3	0	0	1	0	0	18	11.9	
SOUTH CAROLINA	1/8/14	*	29	3	8	.375	2	7	.286	0	0	.000	1	3	4	3.6	2	0	1	1	0	1	8	11.6	
at Arkansas	1/11/14	*	29	4	7	.571	4	7	.571	3	4	.750	0	3	3	3.5	2	0	0	2	0	1	15	11.9	
GEORGIA	1/14/14	*	31	7	16	.438	5	12	.417	2	2	1.000	1	3	4	3.6	0	0	2	0	0	1	21	12.4	
at Auburn	1/18/14	*	19	0	2	.000	0	2	.000	0	0	.000	0	2	2	3.5	3	0	0	2	0	0	0	11.7	
at Alabama	1/23/14	*	33	5	13	.385	5	13	.385	3	3	1.000	0	2	2	3.4	2	0	3	1	0	0	18	12.1	
TENNESSEE	1/25/14	*	32	5	8	.625	3	6	.500	4	4	1.000	0	4	4	3.4	2	0	2	0	0	0	17	12.3	
at Mississippi State	1/30/14	*	29	3	9	.333	3	9	.333	0	0	.000	0	2	2	3.4	4	0	0	0	0	2	9	12.2	
TEXAS A&M	2/1/14	*	33	6	15	.400	3	11	.273	6	8	.750	4	4	8	3.6	1	0	2	1	0	1	21	12.6	
MISSOURI	2/4/14	*	34	5	12	.417	4	11	.364	0	0	.000	1	2	3	3.5	0	0	2	0	1	1	14	12.6	
ALABAMA	2/8/14	*	34	5	10	.500	3	8	.375	1	2	.500	0	2	2	3.5	2	0	3	3	1	1	14	12.7	
at Tennessee	2/11/14	*	32	4	10	.400	3	6	.500	0	0	.000	1	1	2	3.4	2	0	0	0	1	2	11	12.6	
at Kentucky	2/15/14	*	32	1	5	.200	1	4	.250	0	0	.000	0	4	4	3.4	1	0	1	0	0	0	3	12.2	
AUBURN	2/19/14	*	33	3	10	.300	3	9	.333	0	0	.000	0	3	3	3.4	2	0	0	1	0	1	9	12.1	
at Ole Miss	2/22/14	*	29	5	12	.417	5	10	.500	2	2	1.000	1	2	3	3.4	2	0	2	3	0	1	17	12.3	
at Vanderbilt	2/25/14	*	35	3	8	.375	2	7	.286	1	2	.500	0	6	6	3.5	0	0	1	2	0	0	9	12.2	
LSU	3/1/14	*	33	5	8	.625	4	6	.667	0	0	.000	0	3	3	3.5	2	0	4	1	0	1	14	12.2	
at South Carolina	3/4/14	*	31	12	21	.571	11	18	.611	2	2	1.000	1	2	3	3.5	4	0	1	1	0	4	37	13.1	
KENTUCKY	3/8/14	*	31	3	8	.375	3	7	.429	0	0	.000	0	0	0	3.4	0	0	2	2	0	2	9	12.9	
vs Missouri	3/14/14	*	33	5	7	.714	5	7	.714	0	0	.000	1	4	5	3.4	1	0	0	0	0	2	15	13.0	
vs Tennessee	3/15/14	*	30	2	6	.333	1	2	.500	2	3	.667	1	3	4	3.4	1	0	0	1	0	4	7	12.8	
vs Kentucky	3/16/14	*	30	5	8	.625	4	6	.667	0	0	.000	0	5	5	3.5	3	0	0	2	0	0	14	12.9	
vs Albany	3/20/14	*	31	1	5	.200	1	4	.250	0	0	.000	0	5	5	3.5	2	0	2	0	0	0	3	12.6	
vs Pittsburgh	3/22/14	*	32	3	10	.300	2	9	.222	2	2	1.000	0	3	3	3.5	0	0	1	1	0	1	10	12.5	
vs UCLA	3/27/14	*	36	7	13	.538	5	8	.625	0	0	.000	1	5	6	3.6	1	0	3	3	0	1	19	12.7	
vs Dayton	3/29/14	*	34	4	8	.500	2	5	.400	0	0	.000	1	1	2	3.5	2	0	0	1	0	0	10	12.6	
vs UConn	4/5/14	*	32	1	3	.333	1	3	.333	0	0	.000	1	2	3	3.5	1	0	0	1	0	0	3	12.4	
2013-14 Totals		39 Games	34	1194	158	343	.461	118	264	.447	48	57	.842	22	115	137	3.5	62	0	43	46	7	43	482	12.4

RETURNERS - DILLON GRAHAM

Graham Game-By-Game

2012-13	Date	GS	Min	FG	FGA	Pct	3FG	FGA	Pct	FT	FTA	Pct	Off	Def	Tot	Avg	PF	FO	A	TO	Blk	Stl	Pts	Avg
ALABAMA STATE	11/11/12		18	1	2	.500	0	1	.000	0	0	.000	0	2	2	2.0	1	0	0	0	0	1	2	2.0
WISCONSIN	11/14/12		5	0	0	.000	0	0	.000	0	0	.000	0	0	0	1.0	1	0	1	0	0	0	0	1.0
vs Middle Tenn.	11/18/12		4	0	0	.000	0	0	.000	0	0	.000	0	0	0	0.7	0	0	0	0	0	0	0	0.7
SAVANNAH STATE	11/20/12		2	0	0	.000	0	0	.000	0	0	.000	0	0	0	0.5	0	0	0	0	1	0	0	0.5
MARQUETTE	11/29/12		1	0	0	.000	0	0	.000	0	0	.000	0	0	0	0.4	0	0	0	1	0	0	0	0.4
at Florida State	12/5/12		3	0	0	.000	0	0	.000	0	0	.000	0	0	0	0.3	0	0	0	0	0	0	0	0.3
SOUTHEASTERN LOUISIANA	12/19/12		5	1	1	1.000	0	0	.000	0	0	.000	0	0	0	0.3	2	0	0	0	0	0	2	0.6
at Kansas State	12/22/12		2	0	0	.000	0	0	.000	0	0	.000	0	0	0	0.3	0	0	0	0	0	0	0	0.5
at Yale	1/6/13		3	0	1	.000	0	1	.000	0	0	.000	0	0	0	0.2	0	0	0	0	0	0	0	0.4
GEORGIA	1/9/13		3	0	1	.000	0	0	.000	0	0	.000	0	1	1	0.3	0	0	0	0	0	0	0	0.4
at LSU	1/12/13		6	0	2	.000	0	1	.000	0	0	.000	0	1	1	0.4	0	0	0	0	0	0	0	0.4
at Texas A&M	1/17/13		2	0	1	.000	0	1	.000	0	0	.000	0	0	0	0.3	0	0	0	1	0	0	0	0.3
MISSOURI	1/19/13		3	0	0	.000	0	0	.000	0	0	.000	0	0	0	0.3	0	0	1	0	0	0	0	0.3
at Mississippi State	1/26/13		4	1	2	.500	0	1	.000	0	0	.000	0	0	0	0.3	0	0	0	0	0	0	2	0.4
SOUTH CAROLINA	1/30/13		3	0	2	.000	0	1	.000	0	0	.000	0	0	0	0.3	0	0	0	0	0	0	0	0.4
OLE MISS	2/2/13		0	0	0	.000	0	0	.000	0	0	.000	0	0	0	0.3	0	0	0	0	0	0	0	0.4
MISSISSIPPI STATE	2/9/13		3	0	1	.000	0	1	.000	0	0	.000	0	0	0	0.2	0	0	3	1	0	0	0	0.4
KENTUCKY	2/12/13		1	0	0	.000	0	0	.000	0	0	.000	0	0	0	0.2	0	0	0	0	0	0	0	0.3
at Auburn	2/16/13		4	0	2	.000	0	1	.000	0	0	.000	0	0	0	0.2	0	0	0	1	0	0	0	0.3
VANDERBILT	3/6/13		2	0	1	.000	0	1	.000	0	0	.000	0	0	0	0.2	0	0	0	0	0	0	0	0.3
vs LSU	3/15/13		4	0	1	.000	0	0	.000	0	0	.000	0	0	0	0.2	0	0	0	0	0	0	0	0.3
vs Northwestern State	3/22/13		2	1	1	1.000	0	0	.000	0	0	.000	0	0	0	0.2	0	0	0	0	0	0	2	0.4
vs Michigan	3/31/13		1	1	1	1.000	1	1	1.000	0	0	.000	0	0	0	0.2	0	0	0	0	0	0	3	0.5
2012-13 Totals	23 Games	0	81	5	19	.263	1	10	.100	0	0	.000	0	4	4	0.2	4	0	5	4	1	1	11	0.5

2013-14	Date	GS	Min	FG	FGA	Pct	3FG	FGA	Pct	FT	FTA	Pct	Off	Def	Tot	Avg	PF	FO	A	TO	Blk	Stl	Pts	Avg
NORTH FLORIDA	11/8/13		8	0	2	.000	0	1	.000	0	0	.000	0	0	0	0.0	0	0	0	0	0	0	0	0.0
2013-14 Totals	1 Game	0	8	0	2	.000	0	1	.000	0	0	.000	0	0	0	0.0	0	0	0	0	0	0	0	0.0

Graham Game Highs

Points

Career 3, vs. Michigan (3/31/13)

Rebounds

Career 2, vs. Alabama State (11/11/12)

Field Goals

Career 1, 5x, last vs. Michigan (3/31/13)

Field Goal Attempts

Career 2, 6x, last vs. North Florida (11/8/13)

3-Point Field Goals

Career 1, vs. Michigan (3/31/13)

3-Point FG Attempts

Career 1, 11x, last vs. North Florida (11/8/13)

Free Throws

Career ---

Free Throw Attempts

Career ---

Assists

Career 3, vs. Mississippi State (2/9/13)

Steals

Career 1, vs. Alabama State (11/11/12)

Blocked Shots

Career 1, vs. Savannah State (11/20/12)

Minutes Played

Career 18, vs. Alabama State (11/11/12)



#0 KASEY HILL

Sophomore | Guard | 1L | 6-1 | 182

Umatilla, Fla. | Montverde

@KaHill11

Overview

- Extremely quick from baseline to baseline with the ball in his hands.
- Especially dangerous in transition and open-floor situations, Hill is an outstanding athlete with the ability to play above the rim.
- Ranked in the top 10 in the SEC in assist-to-turnover ratio and assists as a freshman.
- Posted his first career 10-assist game in the Sweet 16 vs. UCLA. He joins Magic Johnson, Jason Kidd and Keith Gatlin as the only freshmen in NCAA Tournament history with 10+ assists in a Sweet 16 game.
- 2013 McDonald's All-American.
- Plays the position with intelligence and vision and has the ability to both set up teammates and score himself.

2013-14, Freshman Season

- Ranked fourth in the SEC in assist-to-turnover ratio (2.0) and 10th in assists (3.1).
- Led Florida in assists 16 times throughout the season.
- Started eight games, including the first four of his career.
- Made his debut and scored 15 points vs. UNF, becoming the first Gator freshman to start at the point since Nick Calathes and Jai Lucas shared duties in 2007.
- Shot 2-for-2 from 3-point range in the win over Fresno State at the 2013 Orange Bowl Classic.
- Went 4-for-4 from the free-throw line and totaled 10 points in the NCAA Tournament win against Albany.
- In the win over UCLA, became just the fourth freshman to dish at least 10 assists in a Sweet Sixteen game, joining Jason Kidd ('93), Keith Gatlin ('84) and Magic Johnson ('78). Hill also grabbed a career-best six boards vs. the Bruins.

Hill Miscellaneous Stats

	13-14	Career
Times led UF in scoring	0	0
Times led UF in Rebounds	0	0
Times led UF in Assists	16	16
Double figure scoring	3	3
Double figure assist games	1	1
Double-Doubles	0	0
Dunks	0	0
Charges Drawn	0	0
First off the Bench	9	9
Scored UF's First Points	0	0
Three-Point Plays	0-3	0-3

Prep

- Earned McDonald's All-American honors and started the game for the East team.
- Led Montverde to the NHSI championship as a senior, assisting on the game-winning basket.
- The team was also named USA Today and PrepNation.com national champions and won the 2012 City of Palms Classic.
- Also helped the team to a runner up NHSI finish in 2012, along with Gator teammate Michael Frazier II.
- Starter on the USA Basketball 2013 Nike Hoop Summit team, tallying four points and four assists.
- Played in the 2013 Jordan Brand Classic and had 12 points, seven assists and five rebounds off the bench for the winning West team.
- Helped Montverde to a 27-2 record as a senior and a 22-5 record as a junior.



Hill Career Statistics

Year	GP	GS	Min	Avg	Total			3-Point			F-Throw			Rebounds				PF	FO	Ast	TO	Blk	Stl	Pts	Avg
					FG	FGA	Pct	FG	FGA	Pct	FT	FTA	Pct	Off	Def	Tot	Avg								
2013-14	32	8	703	22.0	57	140	.407	5	35	.143	57	86	.663	9	54	63	2.0	67	2	100	50	5	37	176	5.5

Hill SEC Statistics

Year	GP	GS	Min	Avg	Total			3-Point			F-Throw			Rebounds				PF	FO	Ast	TO	Blk	Stl	Pts	Avg
					FG	FGA	Pct	FG	FGA	Pct	FT	FTA	Pct	Off	Def	Tot	Avg								
2013-14	15	4	343	22.9	20	56	.357	2	18	.111	24	40	.600	4	24	28	1.9	34	1	47	24	1	21	66	4.4

RETURNERS - KASEY HILL

Hill Game-By-Game

2013-14	Date	GS	Min	FG	FGA	Pct	3FG	FGA	Pct	FT	FTA	Pct	Off	Def	Tot	Avg	PF	FO	A	TO	Blk	Stl	Pts	Avg
NORTH FLORIDA	11/8/13	*	27	5	9	.556	0	1	.000	5	6	.833	0	0	0	0.0	2	0	4	2	1	2	15	15.0
at Wisconsin	11/12/13	*	29	2	11	.182	0	4	.000	0	1	.000	0	3	3	1.5	5	1	4	2	0	1	4	9.5
UALR	11/16/13	*	30	4	6	.667	0	0	.000	6	8	.750	0	3	3	2.0	2	0	6	0	1	5	14	11.0
SOUTHERN U.	11/18/13	*	20	4	6	.667	0	1	.000	0	0	.000	0	0	0	1.5	1	0	3	0	0	1	8	10.3
KANSAS	12/10/13		20	1	3	.333	0	0	.000	4	6	.667	0	2	2	1.6	2	0	3	0	0	0	6	9.4
vs Memphis	12/17/13		22	2	5	.400	1	2	.500	0	0	.000	0	2	2	1.7	3	0	3	3	0	0	5	8.7
vs Fresno State	12/21/13		15	2	2	1.000	2	2	1.000	1	2	.500	0	1	1	1.6	1	0	1	3	0	1	7	8.4
SAVANNAH STATE	12/29/13		27	2	8	.250	0	3	.000	3	5	.600	0	2	2	1.6	0	0	5	0	0	0	7	8.3
RICHMOND	1/4/14		21	1	5	.200	0	3	.000	0	0	.000	1	1	2	1.7	1	0	1	3	1	0	2	7.6
SOUTH CAROLINA	1/8/14		20	1	4	.250	0	3	.000	3	4	.750	0	2	2	1.7	3	0	2	2	0	2	5	7.3
at Arkansas	1/11/14	*	37	3	7	.429	0	1	.000	0	0	.000	1	3	4	1.9	3	0	5	5	0	1	6	7.2
GEORGIA	1/14/14	*	29	1	5	.200	1	3	.333	0	2	.000	0	0	0	1.8	3	0	5	0	0	2	3	6.8
at Auburn	1/18/14	*	25	0	2	.000	0	1	.000	7	8	.875	0	2	2	1.8	2	0	3	2	0	3	7	6.8
at Alabama	1/23/14		19	2	3	.667	1	1	1.000	1	2	.500	0	1	1	1.7	3	0	2	2	1	1	6	6.8
TENNESSEE	1/25/14		26	1	6	.167	0	1	.000	0	0	.000	0	3	3	1.8	1	0	3	0	0	1	2	6.5
at Mississippi State	1/30/14		24	3	4	.750	0	1	.000	1	2	.500	0	3	3	1.9	1	0	3	0	0	0	7	6.5
TEXAS A&M	2/1/14	*	25	1	5	.200	0	1	.000	2	5	.400	0	3	3	1.9	5	1	2	2	0	2	4	6.4
MISSOURI	2/4/14		21	0	0	.000	0	0	.000	4	6	.667	1	2	3	2.0	3	0	6	1	0	0	4	6.2
ALABAMA	2/8/14		19	1	3	.333	0	2	.000	0	0	.000	0	1	1	1.9	1	0	3	3	0	0	2	6.0
at Tennessee	2/11/14		20	2	6	.333	0	2	.000	0	1	.000	0	0	0	1.9	1	0	0	2	0	2	4	5.9
at Kentucky	2/15/14		14	0	1	.000	0	1	.000	0	0	.000	1	0	1	1.8	1	0	1	1	0	0	0	5.6
LSU	3/1/14		21	2	4	.500	0	0	.000	0	0	.000	0	1	1	1.8	2	0	5	2	0	2	4	5.5
at South Carolina	3/4/14		22	2	5	.400	0	1	.000	0	4	.000	1	2	3	1.8	1	0	0	1	0	4	4	5.5
KENTUCKY	3/8/14		21	1	1	1.000	0	0	.000	6	6	1.000	0	1	1	1.8	4	0	7	1	0	1	8	5.6
vs Missouri	3/14/14		23	3	4	.750	0	1	.000	1	2	.500	0	5	5	1.9	2	0	5	2	0	1	7	5.6
vs Tennessee	3/15/14		13	2	4	.500	0	0	.000	1	2	.500	0	1	1	1.9	0	0	0	2	0	0	5	5.6
vs Kentucky	3/16/14		16	1	2	.500	0	0	.000	0	0	.000	0	0	0	1.8	4	0	3	1	0	1	2	5.5
vs Albany	3/20/14		17	3	4	.750	0	0	.000	4	4	1.000	0	1	1	1.8	2	0	0	0	1	2	10	5.6
vs Pittsburgh	3/22/14		24	1	3	.333	0	0	.000	1	2	.500	0	2	2	1.8	1	0	2	1	0	2	3	5.6
vs UCLA	3/27/14		28	2	4	.500	0	0	.000	2	2	1.000	1	5	6	1.9	1	0	10	2	0	0	6	5.6
vs Dayton	3/29/14		13	0	2	.000	0	0	.000	2	2	1.000	1	2	3	2.0	2	0	3	1	0	0	2	5.5
vs UConn	4/5/14		15	2	6	.333	0	0	.000	3	4	.750	2	0	2	2.0	4	0	0	4	0	0	7	5.5
2013-14 Totals	32 Games	8	703	57	140	.407	5	35	.143	57	86	.663	9	54	63	2.0	67	2	100	50	5	37	176	5.5

Hill Game Highs

Points

2013-14/Career 15, vs. North Florida (11/8/13)

Rebounds

2013-14/Career 6, vs. UCLA (3/27/14)

Field Goals

2013-14/Career 5, vs. North Florida (11/8/13)

Field Goal Attempts

2013-14/Career 11, at Wisconsin (11/12/13)

3-Point Field Goals

2013-14/Career 2, vs. Fresno State (12/21/13)

3-Point FG Attempts

2013-14/Career 4, at Wisconsin (11/12/13)

Free Throws

2013-14/Career 7, at Auburn (1/18/14)

Free Throw Attempts

2013-14/Career 8, 2x, last at Auburn (1/18/14)

Assists

2013-14/Career 10, vs. UCLA (3/27/14)

Steals


2013-14/Career 5, vs. Arkansas-Little Rock (11/16/13)

Blocked Shots

2013-14/Career 1, 5x, last vs. Albany (3/20/14)

Minutes Played

2013-14/Career 37, at Arkansas (1/11/14)



#30 JACOB KURTZ

Senior | Forward | 3L | 6-6 | 210

Oviedo, Fla. | Hagerty

@JakeDa_Snake

Overview

- Saw extended playing time early in the 2013-14 season as UF faced depth issues, highlighted by an eight-point, five-rebound outing in UF's 67-66 home win vs. Florida State.
- Over the first seven games of his junior season, averaged 19.7 minutes, 4.1 points and 3.9 rebounds.
- Originally earned a spot on the roster in Oct. 2011.
- Enrolled at UF in Fall 2010 and was a basketball manager during the 2010-11 season.

2013-14, Junior Season

- Saw his first extended action, totaling more minutes in the first three games than he had his entire career.
- Played double-digit minutes in each of Florida's first seven games (19.7 avg.), scoring 4.1 points and grabbing 3.9 rebounds over that stretch.
- Started in the exhibition game vs. Florida Southern, finishing with 11 points and nine rebounds.
- Converted his first career three-point play in a career-long 27 minutes in the win over Middle Tennessee.
- Scored a career-high eight points against Florida State and grabbed five rebounds.
- Made his first appearance in the NCAA Tournament vs. Dayton.

2012-13, Sophomore Season

- Played in 20 games and scored 12 points.
- Made good on his first 3-point attempt as a Gator and tallied a then-career-best five points in the SEC opener against Georgia.

2011-12, Freshman Season

- Saw action in four games off the bench.
- Made his collegiate debut against Mississippi Valley State scoring two points on a pair of free throws. Kurtz also grabbed a rebound in four minutes of action against the Delta Devils

Prep

- All-Conference honorable mention in Seminole Country.
- Led Hagerty in scoring (13 ppg), rebounding (9 rpg) and steals (2 spg) and was named the team's defensive player of the year as a senior.
- Two-time team captain.
- Coached by Josh Kohn.
- Also played baseball as a middle infielder for two seasons.



Kurtz Career Statistics

Year	GP	GS	Min	Avg	Total			3-Point			F-Throw			Rebounds					PF	FO	Ast	TO	Blk	Stl	Pts	Avg
					FG	FGA	Pct	FG	FGA	Pct	FT	FTA	Pct	Off	Def	Tot	Avg									
2011-12	4	0	8	2.0	0	0	.000	0	0	.000	2	2	1.000	0	1	1	0.3	0	0	0	0	0	0	2	0.5	
2012-13	20	0	40	2.0	5	8	.625	1	1	1.000	1	2	.500	4	7	11	0.6	5	0	2	0	0	2	12	0.6	
2013-14	26	0	220	8.5	17	27	.630	0	0	.000	8	16	.500	13	25	38	1.5	14	0	7	8	1	6	42	1.6	
Totals	50	0	268	5.4	22	35	.629	1	1	1.000	11	20	.550	17	33	50	1.0	19	0	9	8	1	8	56	1.1	

Kurtz SEC Statistics

Year	GP	GS	Min	Avg	Total			3-Point			F-Throw			Rebounds					PF	FO	Ast	TO	Blk	Stl	Pts	Avg
					FG	FGA	Pct	FG	FGA	Pct	FT	FTA	Pct	Off	Def	Tot	Avg									
2011-12	3	0	4	1.3	0	0	.000	0	0	.000	0	0	.000	0	0	0	0.0	0	0	0	0	0	0	0	0	0
2012-13	10	0	23	2.3	4	4	1.000	1	1	1.000	0	0	.000	1	4	5	0.5	4	0	1	0	0	2	9	0.9	
2013-14	12	0	59	4.9	6	6	1.000	0	0	.000	1	3	.333	3	3	6	0.5	2	0	4	5	0	1	13	1.1	
Totals	25	0	86	3.4	10	10	1.000	1	1	1.000	1	3	.333	4	7	11	0.4	6	0	5	5	0	3	22	0.9	

RETURNERS - JACOB KURTZ

Kurtz Game-By-Game

2011-12	Date	GS	Min	FG	FGA	Pct	3FG	FGA	Pct	FT	FTA	Pct	Off	Def	Tot	Avg	PF	FO	A	TO	Blk	Stl	Pts	Avg
MISSISSIPPI VALLEY STATE	12/19/11		4	0	0	.000	0	0	.000	2	2	1.000	0	1	1	1.0	0	0	0	0	0	0	2	2.0
TENNESSEE	2/11/12		0	0	0	.000	0	0	.000	0	0	.000	0	0	0	0.5	0	0	0	0	0	0	0	1.0
at Arkansas	2/18/12		2	0	0	.000	0	0	.000	0	0	.000	0	0	0	0.3	0	0	0	0	0	0	0	0.7
AUBURN	2/21/12		2	0	0	.000	0	0	.000	0	0	.000	0	0	0	0.3	0	0	0	0	0	0	0	0.5
2011-12 Totals	4 Games	0	8	0	0	.000	0	0	.000	2	2	1.000	0	1	1	0.3	0	0	0	0	0	0	2	0.5

2012-13	Date	GS	Min	FG	FGA	Pct	3FG	FGA	Pct	FT	FTA	Pct	Off	Def	Tot	Avg	PF	FO	A	TO	Blk	Stl	Pts	Avg
ALABAMA STATE	11/11/12		4	0	0	.000	0	0	.000	1	2	.500	0	0	0	0.0	1	0	0	0	0	0	1	1.0
vs Middle Tenn.	11/18/12		1	0	0	.000	0	0	.000	0	0	.000	0	0	0	0.0	0	0	0	0	0	0	0	0.5
SAVANNAH STATE	11/20/12		1	0	0	.000	0	0	.000	0	0	.000	0	0	0	0.0	0	0	0	0	0	0	0	0.3
MARQUETTE	11/29/12		2	0	0	.000	0	0	.000	0	0	.000	0	0	0	0.0	0	0	0	0	0	0	0	0.3
at Florida State	12/5/12		1	0	0	.000	0	0	.000	0	0	.000	0	0	0	0.0	0	0	0	0	0	0	0	0.2
SOUTHEASTERN LOUISIANA	12/19/12		3	0	0	.000	0	0	.000	0	0	.000	0	0	0	0.0	0	0	0	0	0	0	0	0.2
at Yale	1/6/13		2	0	2	.000	0	0	.000	0	0	.000	1	0	1	0.1	0	0	0	0	0	0	0	0.1
GEORGIA	1/9/13		3	2	2	1.000	1	1	1.000	0	0	.000	0	1	1	0.3	1	0	0	0	0	0	5	0.8
at Texas A&M	1/17/13		3	0	0	.000	0	0	.000	0	0	.000	0	0	0	0.2	0	0	0	0	0	0	0	0.7
MISSOURI	1/19/13		2	1	1	1.000	0	0	.000	0	0	.000	0	0	0	0.2	1	0	0	0	0	1	2	0.8
at Mississippi State	1/26/13		3	0	0	.000	0	0	.000	0	0	.000	1	2	3	0.5	0	0	1	0	0	0	0	0.7
SOUTH CAROLINA	1/30/13		4	1	1	1.000	0	0	.000	0	0	.000	0	0	0	0.4	0	0	0	0	0	1	2	0.8
OLE MISS	2/2/13		0	0	0	.000	0	0	.000	0	0	.000	0	0	0	0.4	0	0	0	0	0	0	0	0.8
MISSISSIPPI STATE	2/9/13		2	0	0	.000	0	0	.000	0	0	.000	0	0	0	0.4	1	0	0	0	0	0	0	0.7
KENTUCKY	2/12/13		1	0	0	.000	0	0	.000	0	0	.000	0	0	0	0.3	1	0	0	0	0	0	0	0.7
at Auburn	2/16/13		3	0	0	.000	0	0	.000	0	0	.000	0	1	1	0.4	0	0	0	0	0	0	0	0.6
VANDERBILT	3/6/13		2	0	0	.000	0	0	.000	0	0	.000	0	0	0	0.4	0	0	0	0	0	0	0	0.6
vs LSU	3/15/13		1	1	2	.500	0	0	.000	0	0	.000	1	1	2	0.4	0	0	0	0	0	0	2	0.7
vs Northwestern State	3/22/13		1	0	0	.000	0	0	.000	0	0	.000	0	1	1	0.5	0	0	0	0	0	0	0	0.6
vs Michigan	3/31/13		1	0	0	.000	0	0	.000	0	0	.000	1	1	2	0.6	0	0	1	0	0	0	0	0.6
2012-13 Totals	20 Games	0	40	5	8	.625	1	1	1.000	1	2	.500	4	7	11	0.6	5	0	2	0	0	2	12	0.6

Kurtz Game Highs

Points

2013-14/Career 8, vs. Florida State (11/29/13)

Rebounds

2013-14/Career 6, at Wisconsin (11/12/13)

Field Goals

2013-14/Career 3, 2x, last vs. Florida State (11/29/13)

Field Goal Attempts

2013-14/Career 4, 3x, last vs. Florida State (11/29/13)

3-Point Field Goals

2013-14 ---

Career 1, vs. Georgia (1/9/13)

3-Point FG Attempts

2013-14 ---

Career 1, vs. Georgia (1/9/13)

Free Throws

2013-14 2, 2x, last vs. Florida State (11/29/13)

Career 2, 3x, last vs. Florida State (11/29/13)

Free Throw Attempts

2013-14/Career 3, vs. Florida State (11/29/13)

Assists

2013-14 1, 7x, last at Ole Miss (2/22/14)

Career 1, 9x, last at Ole Miss (2/22/14)

Steals

2013-14 1, 6x, last at Auburn (1/18/14)

Career 1, 8x, last at Auburn (1/18/14)

Blocked Shots

2013-14/Career 1, at Jacksonville (11/25/13)

Minutes Played

2013-14/Career 27, vs. Middle Tennessee (11/21/13)



RETURNERS - JACOB KURTZ



2013-14	Date	GS	Min	FG	FGA	Pct	3FG	FGA	Pct	FT	FTA	Pct	Off	Def	Tot	Avg	PF	FO	A	TO	Blk	Stl	Pts	Avg
NORTH FLORIDA	11/8/13	26	1	4	.250	0	0	.000	2	2	1.000	0	5	5	5.0	0	0	1	1	0	0	0	4	4.0
at Wisconsin	11/12/13	21	0	1	.000	0	0	.000	1	2	.500	1	5	6	5.5	1	0	0	0	0	1	1	1	2.5
UALR	11/16/13	12	3	3	1.000	0	0	.000	0	1	.000	1	2	3	4.7	1	0	0	0	0	1	6	3.7	
SOUTHERN U.	11/18/13	15	2	2	1.000	0	0	.000	1	2	.500	2	3	5	4.8	0	0	0	0	0	0	5	4.0	
MIDDLE TENNESSEE	11/21/13	27	1	4	.250	0	0	.000	1	1	1.000	1	1	2	4.2	2	0	0	0	0	1	3	3.8	
at Jacksonville	11/25/13	19	1	1	1.000	0	0	.000	0	0	.000	0	1	1	3.7	3	0	1	0	1	1	2	3.5	
FLORIDA STATE	11/29/13	18	3	4	.750	0	0	.000	2	3	.667	3	2	5	3.9	3	0	1	0	0	0	8	4.1	
at UConn	12/2/13	6	0	0	.000	0	0	.000	0	0	.000	0	0	0	3.4	1	0	0	1	0	0	0	3.6	
KANSAS	12/10/13	1	0	0	.000	0	0	.000	0	0	.000	0	0	0	3.0	0	0	0	0	0	0	0	3.2	
vs Memphis	12/17/13	1	0	0	.000	0	0	.000	0	0	.000	0	1	1	2.8	0	0	0	0	0	0	0	2.9	
vs Fresno State	12/21/13	2	0	1	.000	0	0	.000	0	2	.000	1	0	1	2.6	0	0	0	0	0	0	0	2.6	
SAVANNAH STATE	12/29/13	10	0	1	.000	0	0	.000	0	0	.000	1	2	3	2.7	0	0	0	1	0	1	0	2.4	
SOUTH CAROLINA	1/8/14	10	0	0	.000	0	0	.000	0	0	.000	0	0	0	2.5	0	0	0	2	0	0	0	2.2	
at Arkansas	1/11/14	10	2	2	1.000	0	0	.000	0	0	.000	0	1	1	2.4	1	0	1	1	0	0	4	2.4	
GEORGIA	1/14/14	10	1	1	1.000	0	0	.000	0	1	.000	0	0	0	2.2	0	0	0	0	0	0	2	2.3	
at Auburn	1/18/14	5	0	0	.000	0	0	.000	0	0	.000	0	0	0	2.1	0	0	1	1	0	1	0	2.2	
TENNESSEE	1/25/14	2	0	0	.000	0	0	.000	0	0	.000	1	0	1	2.0	0	0	0	0	0	0	0	2.1	
at Mississippi State	1/30/14	3	0	0	.000	0	0	.000	1	2	.500	1	1	2	2.0	0	0	0	0	0	0	1	2.0	
TEXAS A&M	2/1/14	6	2	2	1.000	0	0	.000	0	0	.000	0	1	1	1.9	0	0	1	1	0	0	4	2.1	
AUBURN	2/19/14	5	0	0	.000	0	0	.000	0	0	.000	0	0	0	1.9	1	0	0	0	0	0	0	2.0	
at Ole Miss	2/22/14	2	0	0	.000	0	0	.000	0	0	.000	0	0	0	1.8	0	0	1	0	0	0	0	1.9	
LSU	3/1/14	3	0	0	.000	0	0	.000	0	0	.000	0	0	0	1.7	0	0	0	0	0	0	0	1.8	
at South Carolina	3/4/14	2	1	1	1.000	0	0	.000	0	0	.000	1	0	1	1.7	0	0	0	0	0	0	2	1.8	
KENTUCKY	3/8/14	1	0	0	.000	0	0	.000	0	0	.000	0	0	0	1.6	0	0	0	0	0	0	0	1.8	
vs Missouri	3/14/14	2	0	0	.000	0	0	.000	0	0	.000	0	0	0	1.5	1	0	0	0	0	0	0	1.7	
vs Dayton	3/29/14	1	0	0	.000	0	0	.000	0	0	.000	0	0	0	1.5	0	0	0	0	0	0	0	1.6	
2013-14 Totals	26 Games	0	220	17	27	.630	0	0	.000	8	16	.500	13	25	38	1.5	14	0	7	8	1	6	42	1.6

#5 ALEX MURPHY

Junior (R) | Forward | SQ | 6-8 | 225

Wakefield, R.I. | Duke/South Kingstown

@AlexMurphy5



Overview

- Mid-year transfer from Duke in 2013-14, will be eligible following the conclusion of the Fall 2014 semester at UF, per NCAA transfer regulations.
- Averaged 1.9 points and 1.0 rebounds in 36 career games with the Blue Devils.
- An outstanding wing athlete at his best when filling the lane on the break or attacking the offensive glass.
- Strong basketball IQ with a well-rounded skill set.
- Has the length, quickness and instincts to be a strong wing defender.
- Younger brother of Gator great Erik Murphy.

2013-14, Redshirt Sophomore Season (Duke)

- Played in five contests for the Blue Devils for a total 33 minutes of action and averaged 1.0 point and 1.0 rebound before making the decision to transfer to Florida.
- Joined the Gators over the holiday break and participated on the scout team for the rest of the season.

2012-13, Redshirt Freshman Season (Duke)

- Averaged 2.1 points and 1.0 rebound in 31 games.
- Shot 49.1 percent (27-of-55) from the field.
- Scored six consecutive points vs. Virginia Tech when he converted the first three-point play of his career and then hit a 3-pointer.

2011-12, Freshman Season (Duke)

- Redshirted and did not see game action.
- Named to the ACC Academic Honor Roll.
- Played in all three of Duke's international games versus the Chinese National Team and the exhibition versus United Arab Emirates, averaging 4.3 points per game.
- Also played in Duke's exhibition contests versus Bellarmine and Shaw, drawing the start against Bellarmine.

Prep

- Three-year letterwinner at St. Mark's.
- Reclassified from the class of 2012 to bypass his final year of high school basketball and become a member of Duke's 2011 recruiting class.
- Transferred back to South Kingstown High School to complete his degree requirements to attend Duke after his junior year.
- Named Independent School League Player of the Year as a junior after leading St. Marks to a 28-3 overall record, averaging 21.0 points, 7.2 rebounds and 4.0 assists per game in 2011.
- Helped lead St. Marks to a NEPSAC Class C Championship as a freshman.
- Ranked in the top 50 by Scout.com (No. 37), ESPNU 100 (No. 40) and Rivals.com (No. 45).
- Played for the U-20 Finnish National Team in the 2012 FIBA U-20 World Championships, where he finished as the team's leading scorer, rebounder and shot blocker with 17.4 points, 6.6 rebounds, 1.4 assists, 1.3 blocks and 1.1 steals per game.

Murphy Career Statistics

Year	GP	GS	Min	Avg	Total			3-Point			F-Throw			Rebounds					PF	FO	Ast	TO	Blk	Stl	Pts	Avg
					FG	FGA	Pct	FG	FGA	Pct	FT	FTA	Pct	Off	Def	Tot	Avg									
2011-12 (Duke)	-	-	-	-	-	-	-	-	-	-	-	-	-	-	-	-	-	-	-	-	-	-	-	-	-	-
2012-13 (Duke)	31	0	194	6.3	27	55	.491	5	24	.208	5	12	.417	9	21	30	1.0	18	0	0	11	3	5	64	2.1	
2013-14 (Duke)*	5	0	33	6.6	1	6	.167	1	5	.200	2	4	.500	2	3	5	1.0	3	0	2	1	0	0	5	1.0	
Duke Totals	36	0	227	6.6	28	61	.459	6	29	.207	7	16	.438	11	24	35	1.0	21	0	2	12	3	5	69	1.9	

*Transferred to UF mid-season

RETURNERS - ALEX MURPHY



Murphy Game Highs

All games while at Duke.

Points

Career 11, at Miami (1/23/13)

Rebounds

Career 7, vs. Delaware (12/1/12)

Field Goals

Career 5, at Miami (1/23/13)

Field Goal Attempts

Career 8, at Miami (1/23/13)

3-Point Field Goals

Career 1, 6x, last vs. Davidson (11/8/13)

3-Point FG Attempts

Career 3, 3x, last at Miami (1/23/13)

Free Throws

Career 2, 2x, last vs. Vermont (11/24/13)

Free Throw Attempts

Career 4, vs. North Carolina State (2/7/13)

Assists

Career 1, 2x, last vs. UNC-Asheville (11/18/13)

Steals

Career 1, 5x, last at Maryland (2/16/13)

Blocked Shots

Career 1, 3x, last vs. Cornell (12/19/12)

Minutes Played

Career 23, at Miami (1/23/13)

#23 CHRIS WALKER

Sophomore | Forward | 1L | 6-10 | 220

Bonifay, Fla. | Holmes County

@kingsky23



Overview

- A 2013 McDonald's All-American who plays with energy, excels in the open floor and has the ability to finish around the rim and as a face-up shooter.
- An adept passer for his size who has the explosiveness to be a shot-blocker on or off the ball.
- Runs the floor extremely well and has game-changing athleticism.
- Played 18 games as a freshman, averaging 1.9 points and 1.3 rebounds, after joining the Gators midseason.

2013-14, Freshman Season

- Made his highly-anticipated collegiate debut on Feb. 4 against Missouri, recording two dunks on alley-oop passes from Kasey Hill in the first half and finishing the game with four points, one rebound and two blocked shots in seven minutes.
- Co-led the team with Patric Young, grabbing a career-high six boards while recording one steal and two impressive blocks in the win over LSU.
- Had five points and completed the first three-point play of his career in the win over Kentucky in the SEC Championship game.
- Had a career-best seven points, going 3-of-5 from the field, while adding three rebounds and one block in only six minutes of play in the win over UCLA in the Sweet 16.

Prep

- Earned McDonald's All-American honors and became the 15th McDonald's All-American signed by Billy Donovan to enroll at UF.
- Started in the 2013 Jordan Brand Classic and had 14 points and seven rebounds.
- Was teammates with fellow Gator Kasey Hill in the McDonald's All-American Game and competed against Hill in the Jordan Brand Classic.
- Led Holmes County to a 1A state championship and a 20-8 record during his senior season, tallying 30 points, 15 rebounds and seven blocks in the title game.

C. Walker Game Highs

Points	2013-14/Career	7, vs. UCLA (3/27/14)
Rebounds	2013-14/Career	6, vs. LSU (3/1/14)
Field Goals	2013-14/Career	3, vs. UCLA (3/27/14)
Field Goal Attempts	2013-14/Career	5, vs. UCLA (3/27/14)
3-Point Field Goals	2013-14/Career	---
3-Point FG Attempts	2013-14/Career	---
Free Throws	2013-14/Career	1, 2x, last vs. UCLA (3/27/14)
Free Throw Attempts	2013-14/Career	2, 2x, last vs. UCLA (3/27/14)
Assists	2013-14/Career	1, at South Carolina (3/4/14)
Steals	2013-14/Career	1, 2x, last vs. Kentucky (3/16/14)
Blocked Shots	2013-14/Career	2, 2x, last vs. LSU (3/1/14)
Minutes Played	2013-14/Career	14, vs. LSU (3/1/14)

C. Walker Career Statistics

Year	GP	GS	Min	Avg	Total			3-Point			F-Throw			Rebounds				PF	FO	Ast	TO	Blk	Stl	Pts	Avg
					FG	FGA	Pct	FG	FGA	Pct	FT	FTA	Pct	Off	Def	Tot	Avg								
2013-14	18	0	87	4.8	16	27	.593	0	0	.000	2	7	.286	10	14	24	1.3	19	0	1	2	8	2	34	1.9

C. Walker SEC Statistics

Year	GP	GS	Min	Avg	Total			3-Point			F-Throw			Rebounds				PF	FO	Ast	TO	Blk	Stl	Pts	Avg
					FG	FGA	Pct	FG	FGA	Pct	FT	FTA	Pct	Off	Def	Tot	Avg								
2013-14	10	0	55	5.5	9	15	.600	0	0	.000	0	2	.000	4	12	16	1.6	12	0	1	2	6	1	18	1.8

RETURNERS - CHRIS WALKER

C. Walker Game-By-Game

2013-14	Date	GS	Min	FG	FGA	Pct	3FG	FGA	Pct	FT	FTA	Pct	Off	Def	Tot	Avg	PF	FO	A	TO	Blk	Stl	Pts	Avg
MISSOURI	2/4/14		7	2	2	1.000	0	0	.000	0	0	.000	0	2	2	2.0	2	0	0	0	2	0	4	4.0
ALABAMA	2/8/14		4	2	3	.667	0	0	.000	0	0	.000	0	1	1	1.5	2	0	0	0	0	0	4	4.0
at Tennessee	2/11/14		5	0	0	.000	0	0	.000	0	0	.000	1	2	3	2.0	2	0	0	2	0	0	0	2.7
at Kentucky	2/15/14		2	0	1	.000	0	0	.000	0	0	.000	0	0	0	1.5	1	0	0	0	1	0	0	2.0
AUBURN	2/19/14		4	0	1	.000	0	0	.000	0	0	.000	0	0	0	1.2	0	0	0	0	1	0	0	1.6
at Ole Miss	2/22/14		6	1	1	1.000	0	0	.000	0	1	.000	1	0	1	1.2	0	0	0	0	0	0	2	1.7
at Vanderbilt	2/25/14		1	0	0	.000	0	0	.000	0	0	.000	0	0	0	1.0	1	0	0	0	0	0	0	1.4
LSU	3/1/14		14	1	3	.333	0	0	.000	0	1	.000	0	6	6	1.6	0	0	0	0	2	1	2	1.5
at South Carolina	3/4/14		7	2	3	.667	0	0	.000	0	0	.000	2	0	2	1.7	2	0	1	0	0	0	4	1.8
KENTUCKY	3/8/14		5	1	1	1.000	0	0	.000	0	0	.000	0	1	1	1.6	2	0	0	0	0	0	2	1.8
vs Missouri	3/14/14		6	2	3	.667	0	0	.000	0	1	.000	1	0	1	1.5	2	0	0	0	0	0	4	2.0
vs Tennessee	3/15/14		5	0	1	.000	0	0	.000	0	0	.000	0	1	1	1.5	0	0	0	0	0	0	0	1.8
vs Kentucky	3/16/14		3	2	3	.667	0	0	.000	1	2	.500	2	0	2	1.5	2	0	0	0	0	1	5	2.1
vs Albany	3/20/14		6	0	0	.000	0	0	.000	0	0	.000	0	1	1	1.5	0	0	0	0	1	0	0	1.9
vs Pittsburgh	3/22/14		2	0	0	.000	0	0	.000	0	0	.000	0	0	0	1.4	0	0	0	0	0	0	0	1.8
vs UCLA	3/27/14		6	3	5	.600	0	0	.000	1	2	.500	3	0	3	1.5	2	0	0	0	1	0	7	2.1
vs Dayton	3/29/14		2	0	0	.000	0	0	.000	0	0	.000	0	0	0	1.4	1	0	0	0	0	0	2.0	
vs UConn	4/5/14		2	0	0	.000	0	0	.000	0	0	.000	0	0	0	1.3	0	0	0	0	0	0	1.9	
2013-14 Totals	18 Games	0	87	16	27	.593	0	0	.000	2	7	.286	10	14	24	1.3	19	0	1	2	8	2	34	1.9



DEVON WALKER

Junior | Guard/Forward | 2L | 6-6 | 203

Winter Haven, Fla. | Winter Haven

@DeVonWalker25



Overview

- Has played in 60 career games with seven starts, averaging 1.8 points and 1.0 rebounds.
- Had back-to-back 10-point games vs. Southern and Middle Tennessee.
- Athletic and versatile wing player with the ability to contribute at three positions.
- Lengthy, intelligent and hard-working player, making him an asset on the defensive end of the floor.
- Will miss the 2014-15 season after suffering a torn ACL during offseason work in July 2014.

2013-14, Sophomore Season

- Made his first career start in the season opener vs. UNF, eventually starting in the first six games of the season and the overtime win at Arkansas.
- Appeared in 35 games and scored 85 total points (2.4 average) and grabbed 43 rebounds (1.2).
- Had two double-figure scoring games, dropping in 10 points vs. Southern and Middle Tennessee.
- Had a four-game streak with two 3-pointers off the bench, including wins vs. Auburn, at Ole Miss, at Vanderbilt and vs. LSU.

2012-13, Freshman Season

- Played in 25 games and averaged 0.8 points and 0.7 rebounds.
- Hit his first career 3-pointer against Northwestern State in the NCAA Tournament.
- Saw his first minutes as a Gator in the season opener vs. Alabama State and tallied five points, four rebounds and a block.

Prep

- Was named Winter Haven Basketball Player of the Year after averaging 23.8 points, 10.4 rebounds and 2.6 assists per game as a senior.
- Helped lead the Blue Devils to the Class 6A state semifinals and a 21-8 record in his senior campaign.
- Named a Florida Athletic Coaches Association All-State selection after his strong senior year.
- Competed on the AAU circuit with the Nike Team Florida.
- Also ran track in high school.

D. Walker Miscellaneous Stats

	12-13	13-14	Career
Times led UF in scoring	0	0	0
Times led UF in Rebounds	0	1	1
Times led UF in Assists	0	0	0
Double figure scoring	0	2	2
Double figure rebound games	0	0	0
Double-Doubles	0	0	0
Dunks	1	1	2
Charges Drawn	0	0	0
First off the Bench	1	4	5
Scored UF's First Points	0	0	0
Three-Point Plays	0-0	0-1	0-1

D. Walker Career Statistics

Year	GP	GS	Min	Avg	FG	FGA	Pct	FG	FGA	Pct	FT	FTA	Pct	Off	Def	Tot	Avg	PF	FO	Ast	TO	Blk	Stl	Pts	Avg
2012-13	25	0	99	4.0	4	22	.182	1	7	.143	11	14	.786	6	11	17	0.7	10	0	2	3	4	2	20	0.8
2013-14	35	7	423	12.1	25	81	.309	19	63	.302	16	24	.667	11	32	43	1.2	30	0	19	20	13	13	85	2.4
Totals	60	7	522	8.7	29	103	.282	20	70	.286	27	38	.711	17	43	60	1.0	40	0	21	23	17	15	105	1.8

D. Walker SEC Statistics

Year	GP	GS	Min	Avg	FG	FGA	Pct	3-Point			F-Throw			Rebounds				PF	FO	Ast	TO	Blk	Stl	Pts	Avg
								FG	FGA	Pct	FT	FTA	Pct	Off	Def	Tot	Avg								
2012-13	12	0	42	3.5	2	9	.222	0	2	.000	3	4	.750	2	4	6	0.5	6	0	2	2	3	2	7	0.6
2013-14	17	1	200	11.8	14	43	.326	13	38	.342	3	6	.500	5	16	21	1.2	16	0	9	7	7	8	44	2.6
Totals	29	1	242	8.3	16	52	.308	13	40	.325	6	10	.600	7	20	27	0.9	22	0	11	9	10	10	51	1.8

RETURNERS - DEVON WALKER



D. Walker Game Highs

Points	2013-14/Career	10, 2x, last vs. Middle Tenn. (11/21/13)
Rebounds	2013-14/Career	7, vs. Savannah State (12/29/13)
Field Goals	2013-14/Career	4, vs. Southern U. (11/18/13)
Field Goal Attempts	2013-14/Career	9, vs. Southern U. (11/18/13)
3-Point Field Goals	2013-14/Career	2, 6x, last vs. LSU (3/1/14)
3-Point FG Attempts	2013-14/Career	6, at Ole Miss (2/22/14)
Free Throws	2013-14/Career	4, vs. Middle Tennessee (11/21/13)
Free Throw Attempts	2013-14/Career	5, vs. Savannah State (12/29/13)
Assists	2013-14/Career	2, 4x, last vs. Auburn (2/19/14)
Steals	2013-14	2, 3x, last at Ole Miss (2/22/14)
	Career	2, 4x, last at Ole Miss (2/22/14)
Blocked Shots	2013-14/Career	2, 2x, last vs. Georgia (1/14/14)
Minutes Played	2013-14/Career	32, vs. Middle Tennessee (11/21/13)

D. Walker Game-By-Game


2012-13	Date	GS	Min	FG	FGA	Pct	3FG	FGA	Pct	FT	FTA	Pct	Off	Def	Tot	Avg	PF	FO	A	TO	Blk	Stl	Pts	Avg
ALABAMA STATE	11/11/12		22	1	4	.250	0	2	.000	3	4	.750	1	3	4	4.0	0	0	0	0	1	0	5	5.0
WISCONSIN	11/14/12		3	0	0	.000	0	0	.000	0	0	.000	0	0	0	2.0	0	0	0	0	0	0	0	2.5
vs Middle Tenn.	11/18/12		3	0	0	.000	0	0	.000	0	0	.000	0	0	0	1.3	1	0	0	0	0	0	0	1.7
SAVANNAH STATE	11/20/12		4	0	2	.000	0	0	.000	3	4	.750	1	1	2	1.5	2	0	0	0	0	0	3	2.0
UCF	11/23/12		2	0	0	.000	0	0	.000	0	0	.000	1	0	1	1.4	0	0	0	0	0	0	0	1.6
MARQUETTE	11/29/12		1	0	0	.000	0	0	.000	2	2	1.000	0	1	1	1.3	0	0	0	0	0	0	2	1.7
at Florida State	12/5/12		5	0	2	.000	0	1	.000	0	0	.000	0	0	0	1.1	0	0	0	0	0	0	0	1.4
SOUTHEASTERN LOUISIANA	12/19/12		5	0	2	.000	0	0	.000	0	0	.000	0	1	1	1.1	0	0	0	0	0	0	0	1.3
at Kansas State	12/22/12		3	0	1	.000	0	1	.000	0	0	.000	1	0	1	1.1	0	0	0	0	0	0	0	1.1
at Yale	1/6/13		2	0	0	.000	0	0	.000	0	0	.000	0	0	0	1.0	0	0	0	0	0	0	0	1.0
GEORGIA	1/9/13		3	0	2	.000	0	0	.000	0	0	.000	0	0	0	0.9	0	0	0	0	1	0	0	0.9
at Texas A&M	1/17/13		3	0	0	.000	0	0	.000	2	2	1.000	1	1	2	1.0	0	0	1	2	0	0	2	1.0
MISSOURI	1/19/13		3	0	0	.000	0	0	.000	1	2	.500	0	1	1	1.0	0	0	0	0	0	0	1	1.0
at Georgia	1/23/13		5	0	0	.000	0	0	.000	0	0	.000	0	0	0	0.9	1	0	0	0	0	0	0	0.9
at Mississippi State	1/26/13		6	0	3	.000	0	1	.000	0	0	.000	0	0	0	0.9	2	0	0	0	1	0	0	0.9
SOUTH CAROLINA	1/30/13		4	1	1	1.000	0	0	.000	0	0	.000	1	0	1	0.9	0	0	0	0	0	0	2	0.9
OLE MISS	2/2/13		0	0	0	.000	0	0	.000	0	0	.000	0	0	0	0.8	0	0	0	0	0	0	0	0.9
MISSISSIPPI STATE	2/9/13		8	1	2	.500	0	1	.000	0	0	.000	0	0	0	0.8	1	0	0	0	1	2	2	0.9
KENTUCKY	2/12/13		1	0	0	.000	0	0	.000	0	0	.000	0	0	0	0.7	0	0	0	0	0	0	0	0.9
at Auburn	2/16/13		4	0	0	.000	0	0	.000	0	0	.000	0	0	0	0.7	1	0	1	0	0	0	0	0.9
at Tennessee	2/26/13		3	0	0	.000	0	0	.000	0	0	.000	0	1	1	0.7	1	0	0	0	0	0	0	0.8
VANDERBILT	3/6/13		2	0	1	.000	0	0	.000	0	0	.000	0	1	1	0.7	0	0	0	0	0	0	0	0.8
vs LSU	3/15/13		4	0	1	.000	0	0	.000	0	0	.000	0	0	0	0.7	1	0	0	1	0	0	0	0.7
vs Northwestern State	3/22/13		2	1	1	1.000	1	1	1.000	0	0	.000	0	1	1	0.7	0	0	0	0	0	0	3	0.8
vs Michigan	3/31/13		1	0	0	.000	0	0	.000	0	0	.000	0	0	0	0.7	0	0	0	0	0	0	0	0.8
2012-13 Totals	25 Games	0	99	4	22	.182	1	7	.143	11	14	.786	6	11	17	0.7	10	0	2	3	4	2	20	0.8

RETURNERS - DEVON WALKER



2013-14	Date	GS	Min	FG	FGA	Pct	3FG	FGA	Pct	FT	FTA	Pct	Off	Def	Tot	Avg	PF	FO	A	TO	Blk	Stl	Pts	Avg
NORTH FLORIDA	11/8/13	*	17	1	2	.500	0	0	.000	2	2	1.000	1	0	1	1.0	2	0	0	2	0	0	4	4.0
at Wisconsin	11/12/13	*	17	0	3	.000	0	2	.000	0	0	.000	1	0	1	1.0	1	0	0	3	1	0	0	2.0
UALR	11/16/13	*	27	0	4	.000	0	3	.000	0	0	.000	1	2	3	1.7	1	0	2	2	1	1	0	1.3
SOUTHERN U.	11/18/13	*	29	4	9	.444	1	5	.200	1	2	.500	1	2	3	2.0	1	0	2	1	0	1	10	3.5
MIDDLE TENNESSEE	11/21/13	*	32	2	5	.400	2	4	.500	4	4	1.000	0	1	1	1.8	2	0	1	0	0	2	10	4.8
at Jacksonville	11/25/13	*	7	0	0	.000	0	0	.000	0	0	.000	0	0	0	1.5	0	0	1	0	0	0	0	4.0
at UConn	12/2/13		2	0	0	.000	0	0	.000	0	0	.000	0	0	0	1.3	0	0	0	0	0	1	0	3.4
vs Memphis	12/17/13		2	0	0	.000	0	0	.000	2	3	.667	0	0	0	1.1	0	0	0	1	0	0	2	3.3
vs Fresno State	12/21/13		12	1	2	.500	1	1	1.000	1	2	.500	0	0	0	1.0	0	0	1	1	1	0	4	3.3
SAVANNAH STATE	12/29/13		23	2	3	.667	1	2	.500	3	5	.600	0	7	7	1.6	2	0	1	1	1	0	8	3.8
RICHMOND	1/4/14		9	1	2	.500	1	2	.500	0	0	.000	0	0	0	1.5	0	0	0	1	0	0	3	3.7
SOUTH CAROLINA	1/8/14		19	1	2	.500	0	1	.000	0	0	.000	1	3	4	1.7	1	0	0	1	1	1	2	3.6
at Arkansas	1/11/14	*	23	0	4	.000	0	4	.000	2	2	1.000	1	5	6	2.0	1	0	1	2	2	2	2	3.5
GEORGIA	1/14/14		22	1	4	.250	1	2	.500	0	0	.000	1	1	2	2.0	2	0	2	0	2	0	3	3.4
at Auburn	1/18/14		11	0	2	.000	0	2	.000	0	0	.000	0	1	1	1.9	1	0	0	0	0	0	0	3.2
at Alabama	1/23/14		5	1	3	.333	1	3	.333	0	0	.000	0	0	0	1.8	1	0	1	0	0	0	3	3.2
TENNESSEE	1/25/14		13	0	1	.000	0	1	.000	0	0	.000	0	0	0	1.7	0	0	0	0	1	0	0	3.0
at Mississippi State	1/30/14		6	0	1	.000	0	1	.000	0	0	.000	0	1	1	1.7	1	0	0	0	0	0	0	2.8
MISSOURI	2/4/14		6	0	2	.000	0	2	.000	0	0	.000	0	0	0	1.6	0	0	0	0	0	0	0	2.7
ALABAMA	2/8/14		3	0	0	.000	0	0	.000	0	0	.000	0	0	0	1.5	1	0	0	0	0	0	0	2.6
at Tennessee	2/11/14		8	2	2	1.000	2	2	1.000	0	0	.000	0	0	0	1.4	1	0	0	0	0	1	6	2.7
at Kentucky	2/15/14		5	0	2	.000	0	1	.000	0	0	.000	0	1	1	1.4	2	0	1	1	0	0	0	2.6
AUBURN	2/19/14		14	2	3	.667	2	3	.667	0	0	.000	0	1	1	1.4	2	0	2	0	0	0	6	2.7
at Ole Miss	2/22/14		15	2	6	.333	2	6	.333	1	2	.500	1	0	1	1.4	0	0	1	0	0	2	7	2.9
at Vanderbilt	2/25/14		19	2	3	.667	2	2	1.000	0	0	.000	1	0	1	1.4	0	0	0	0	0	1	6	3.0
LSU	3/1/14		11	2	3	.667	2	3	.667	0	0	.000	0	0	0	1.3	0	0	0	2	0	1	6	3.2
at South Carolina	3/4/14		11	0	3	.000	0	3	.000	0	0	.000	0	1	1	1.3	1	0	1	1	0	0	0	3.0
KENTUCKY	3/8/14		9	1	2	.500	1	2	.500	0	2	.000	0	2	2	1.3	2	0	0	0	1	0	3	3.0
vs Missouri	3/14/14		5	0	3	.000	0	2	.000	0	0	.000	2	0	2	1.3	3	0	1	0	0	0	0	2.9
vs Tennessee	3/15/14		7	0	0	.000	0	0	.000	0	0	.000	0	0	0	1.3	0	0	0	0	1	0	0	2.8
vs Kentucky	3/16/14		7	0	1	.000	0	1	.000	0	0	.000	0	1	1	1.3	1	0	0	1	0	0	0	2.7
vs Albany	3/20/14		7	0	1	.000	0	1	.000	0	0	.000	0	1	1	1.3	1	0	1	0	0	0	0	2.7
vs UCLA	3/27/14		7	0	1	.000	0	1	.000	0	0	.000	0	0	0	1.2	0	0	0	0	1	0	0	2.6
vs Dayton	3/29/14		8	0	2	.000	0	1	.000	0	0	.000	0	2	2	1.3	0	0	0	0	0	0	0	2.5
vs UConn	4/5/14		5	0	0	.000	0	0	.000	0	0	.000	0	0	0	1.2	0	0	0	0	0	0	0	2.4
2013-14 Totals	35 Games	7	423	25	81	.309	19	63	.302	16	24	.667	11	32	43	1.2	30	0	19	20	13	13	85	2.4

NEWCOMERS




#11
CHRIS CHIOZZA
 Freshman | Guard | HS
 6-0 | 160
 Memphis, Tenn.
 White Station
 @_cchi3

Overview

- Chiozza is an attacking point guard with the ability to distribute or score himself.
- Rated a four-star prospect and top-50 player in the 2014 class by ESPN and Rivals.
- Quick and athletic, Chiozza has superior court vision.

Prep

- During his senior season, White Station composed a 30-3 record, including a 12-0 district record, as Chiozza averaged 15 points and eight assists on a team that also included 2014-15 Division I freshmen Leron Black (Illinois) and DaVell Roby (St. Louis).
- Helped White Station to a 22-6 record and district championship during his junior season.
- Participated in the 2013 Under Armour Elite 24 and NBA Top 100 Camp.
- Competed at the LeBron James and Deron Williams Skills Academies and the Penny Hardaway Hoopfest.
- Coached by Jesus Patino at White Station.



#15
JOHN EGBUNU
 Sophomore | Center | TR
 6-11 | 266
 Bauchi, Nigeria
 USF/Ft. Walton Beach

Overview

- Transferred to UF in Summer 2014, following one season at USF, and will sit out 2014-15 season per NCAA transfer regulations.
- An immediate contributor at USF, where he started 31 games and earned a spot on the AAC All-Rookie Team.

2013-14, Freshman Season (USF)

- Made 31 starts while playing in all 32 games.
- Named to the American Athletic Conference All-Rookie Team.
- USF's all-time leader in rebounding for a freshman with 198.
- Averaged 6.2 rebounds, the most of any freshman in the conference.
- Averaged 7.4 points per game, the fourth most among freshmen in the conference.
- Scored at least 10 points nine times and at least 10 rebounds four times.

- Recorded two double-doubles.
- Had 11 points and 11 rebounds vs. Santa Clara and season highs with 20 points and rebounds against No. 18 Memphis.

Prep

- Ranked 72nd by ESPN and seventh overall at his position nationally as a high school recruit, possessing a 40-inch vertical.
- A strong rim defender who is able to run the floor.
- Played at Georgia Elite Christian in Atlanta, Ga. before moving to Florida and Fort Walton Beach for his junior and senior seasons.


Egbunu Game Highs

Points	
2013-14/Career	20, vs. Memphis (12/31/13)
Rebounds	
2013-14/Career	14, vs. Memphis (12/31/13)
Field Goals	
2013-14/Career	7, vs. Memphis (12/31/13)
Field Goal Attempts	
2013-14/Career	11, vs. Memphis (12/31/13)
3-Point Field Goals	
2013-14/Career	---
3-Point FG Attempts	
2013-14/Career	1, at Temple (1/9/14)
Free Throws	
2013-14/Career	7, 2x, vs. Houston (1/4/14)
Free Throw Attempts	
2013-14/Career	12, vs. Tennessee Tech (11/9/13)
Assists	
2013-14/Career	2, vs. Santa Clara (12/23/13)
Steals	
2013-14/Career	2, vs. Florida Gulf Coast (12/17/13)
Blocked Shots	
2013-14/Career	4, 2x, last at Rutgers (3/1/14)
Minutes Played	
2013-14/Career	33, vs. Memphis (12/31/13)

Egbunu Career Statistics

Year	GP		Min	Avg	Total			3-Point			F-Throw			Rebounds				PF	FO	Ast	TO	Blk	Stl	Pts	Avg
	GS	31			FG	FGA	Pct	FG	FGA	Pct	FT	FTA	Pct	Off	Def	Tot	Avg								
2013-14 (USF)	32	31	793	24.8	78	151	.589	0	1	.000	60	110	.545	80	118	198	6.2	92	1	12	55	43	10	238	7.4

NEWCOMERS



#2 BRANDONE FRANCIS

Freshman | Guard | HS

6-5 | 205

La Romana, Dominican Republic

Arlington Country Day

@Brand1F

Overview

- Strong guard who provides great size on the perimeter.
- Able to post up or drive and create.
- Rated a four-star prospect by ESPN and Rivals.

Prep

- Helped Arlington Country Day to a Sunshine Independent Athletic Association (SIAA) state championship and a 30-5 record during his season.
- Francis hit the game-winning shot and scored eight points in the 53-51 state final win vs. Potter's House.
- Coached by Rex Morgan at ACD.



#24 ZACH HODSKINS

Freshman | Guard | HS

6-4 | 203


Alpharetta, Ga. | Milton

Overview

- Walk-on who enrolled at UF for the Summer B term of 2014.
- Has a great 3-point stroke.
- Able to create looks off the dribble, particularly in the open floor.

Prep

- During his senior season, averaged 11.8 points and 1.4 rebounds per game for Milton.
- Had an eight-game hot streak late in his senior season where he averaged nearly 23 points per game.



#21 JON HORFORD

Graduate | Center | TR

6-10 | 245

Grand Ledge, Mich.

Michigan/Grand Ledge

Overview

- Immediately eligible to play the 2014-15 season as a graduate transfer from Michigan, Horford enrolled at UF for the 2014 Summer A term.
- Big man with experience and a proven rebounder.
- Gives the Gators tremendous added depth in the frontcourt with the graduation of Patric Young and Will Yeguete.
- Younger brother of Gator great Al Horford.

2013-14, Redshirt Junior Season (Michigan)

- Team captain (tri). Played in all 37 games and started seven.
- Averaged 3.8 points, scoring 141 total points.
- Scored a career-best 14 points at Minnesota.
- Averaged 4.2 rebounds per game, grabbing 154 total boards.
- Had 10 or more rebounds in three games.
- Had a career-best 15 rebounds against South Carolina State.

NEWCOMERS

2012-13, Redshirt Sophomore Season (Michigan)

- U-M Travis Conlan Sportsmanship Award.
- Helped UM advance reach the NCAA Final Four and national championship game for the first time in 20 years before falling to No. 1 Louisville.
- Played in 32 games, with four starts.
- Scored six points on 3-for-3 shooting and grabbed four rebounds in eight minutes vs. the Gators in Michigan's Elite Eight victory.
- Averaged 2.7 points per game, scoring 87 total points, and 2.2 rebounds per game, grabbing 71 total boards.
- Scored in double figures in two games, including a season-best 11 points vs. Penn State.

2011-12, Sophomore Season (Michigan)

- Medical redshirt.
- Played nine games before injuring his right foot and missing the final 25 games of the season.
- Made first career start in the season-opener vs. Ferris State.
- Averaged 2.7 points per game, scoring 24 total points, including a season-best 12 points vs. UCLA.

2010-11, Freshman Season (Michigan)

- Played in 29 games and averaged 2.0 points per game, scoring 58 total points.
- Scored a season-best nine points against N.C. Central.
- Averaged 2.0 rebounds per game, grabbing 58 total boards, and had a season-best nine rebounds against N.C. Central.

Prep

- Coached by Tony Sweet.
- Averaged 17.0 points, 11.6 rebounds and 3.3 blocks per game and led Grand Ledge to 37-26 record during his career.
- Associated Press Class A All-State First Team (2010). Detroit Free Press Class A All-State First Team (2010), Honorable Mention (2009). Detroit News Class A First Team (2010).
- Averaged 21.0 points, 13.0 rebounds and 5.0 blocks as a senior.

Horford Game Highs

All occurred at Michigan.

Points	2013-14/Career	14, at Minnesota (1/2/14)
Rebounds	2013-14/Career	15, vs. S.C. State (11/12/13)
Field Goals	2013-14/Career	6, at Minnesota (1/2/14)
Field Goal Attempts	2013-14/Career	8, 3x, last at Minnesota (1/2/14)
3-Point Field Goals	2013-14	---
	Career	1, vs. Utah (12/10/10)
3-Point FG Attempts	2013-14	1, vs. Mass.-Lowell (11/8/13)
	Career	2, 2x, last vs. Utah (12/10/10)
Free Throws	2013-14	3, vs. Penn State (1/14/14)
	Career	4, vs. Northwestern (1/30/13)
Free Throw Attempts	2013-14	4, 2x, last vs. Penn State (1/14/14)
	Career	5, vs. Northwestern (1/30/13)
Assists	2013-14	2, 3x, vs. Ohio State (3/15/14)
	Career	2, 5x, last vs. Ohio State (3/15/14)
Steals	2013-14	2, 2x, last vs. Wofford (3/20/14)
	Career	2, 5x, last vs. Wofford (3/20/14)
Blocked Shots	2013-14	4, vs. Arizona (12/14/13)
	Career	4, 2x, last vs. Arizona (12/14/13)
Minutes Played	2013-14/Career	30, at Minnesota (1/2/14)

Horford Career Statistics

Year	GP	GS	Min	Avg	Total			3-Point			F-Throw			Rebounds				PF	FO	Ast	TO	Blk	Stl	Pts	Avg
					FG	FGA	Pct	FG	FGA	Pct	FT	FTA	Pct	Off	Def	Tot	Avg								
2010-11	29	0	196	6.8	22	46	.478	1	8	.125	13	18	.722	18	40	58	2.0	40	0	3	10	11	1	58	2.0
2011-12	9	1	97	3.6	9	17	.529	0	0	.000	6	7	.857	13	19	32	3.6	10	0	1	5	9	3	24	2.7
2012-13	32	4	281	8.8	34	59	.576	0	0	.000	19	27	.704	24	47	71	2.2	46	0	9	14	16	8	87	2.7
2013-14	37	7	521	13.8	62	110	.564	0	2	.000	17	26	.654	49	105	154	4.2	75	2	19	19	26	10	141	3.8
Michigan Totals	107	12	1086	10.1	127	232	.547	1	10	.100	55	78	.705	104	211	315	2.9	171	2	32	48	62	22	310	2.9



#3

DEVIN ROBINSON

Freshman | Forward | HS

6-8 | 178

Chesterfield, Va.

Christchurch School

@drobbb3

Overview

- Robinson brings length to the wing, with the ability to put the ball on the floor or pull up for a 3-pointer.
- Playmaker whose size should cause matchup problems at the three position.
- Rated a five-star prospect by ESPN and Rivals, ranked 20th nationally by Rivals 23rd in the ESPN100.

Prep

- Named Virginia Prep League Player of the Year while helping Christchurch to a 20-9 record in 2013-14, including a runner-up finish in the VISAA Division II State Championship.
- Averaged 24 points, 10 rebounds, three blocks and two assists per game.
- Coached by Ben Thompson.

2013-14 NOTES



Florida advanced to the Final Four for the fourth time under Billy Donovan and the fifth time in program history.

2013-14 Notes & Facts

- Florida earned its fifth Final Four appearance in program history, the fourth under head coach Billy Donovan.
- The Gators swept the SEC regular season and SEC Tournament championships for the second time (2007).
- Florida posted the first 18-0 conference record in SEC history and finished with a 21-0 mark vs. SEC competition following the SEC Tournament title. The Gators are the first major-conference team to go undefeated in an 18-game (or more) league schedule since Indiana in 1976.
- The SEC regular season championship marked UF's seventh all-time, sixth under Donovan and third in the past four years.
- The senior class graduates as the first in UF history to win three SEC titles and with more wins than any class in school history with 120.
- UF earned the No. 1 overall seed in the NCAA Tournament for the second time in team history (2007).
- The Gators have reached at least the Elite Eight in each of the past four seasons, while no other team in the country has even made the Sweet 16 all of the past four years.
- Florida made its 17th NCAA Tournament appearance and 14th under Billy Donovan. The Gators are 39-15 all-time in the NCAA Tournament, 35-12 under Donovan.
- Scottie Wilbekin added to his trophy case with South Region Most Outstanding Player honors, averaging 16.8 points over the Gators' first four NCAA Tournament games. Michael Frazier also earned All-South Region recognition, with 10.5 points and 4.0 rebounds per game and 10 total 3-pointers.

2013-14 Notes & Facts (cont.)

- UF is one of 18 teams in D-I history to accomplish the 18-0 league mark and joins Wichita State and Stephen F. Austin reaching the mark this season, marking the first time more than one team has done so in a season.
- Florida's senior class won 55 regular season SEC games over the past four seasons, most in the conference during that period (UK, 50; Alabama and Tennessee, 40).
- The Gators posted an undefeated home record for the second straight season, good for 32 in a row.
- Florida became the first SEC team to win three outright championships in four years since Kentucky did so in 1995, '96 and '98.
- UF moved to the No. 1 position in the polls on Feb. 24, the latest in the season it had ever been the top-ranked team, and held that position until its loss in the Final Four.
- Florida went 14-2 in games decided by single digits, after going 0-6 in such games in 2012-13. UF went 4-1 in games decided by two points or fewer and 7-1 when the margin was five or fewer.
- The Gators became the third team to win all four games en route to the Final Four by double digits while holding all opponents under 70 points, joining Michigan State in 2000 and Duke in 1999 (*via ESPN Research*).
- Florida earned its first SEC Tournament title since 2007 with a 61-60 championship game win over Kentucky, as the Gators became the first team since 1978-79 (Tennessee) to post a 3-0 record against UK.
- The Gators held Missouri and Tennessee both to 49 points at the SEC Tournament, becoming the first team since Auburn in 1985 to hold back-to-back opponents under 50 at the SEC Tournament.

SEC Awards

- The Gators claimed an impressive five of the SEC's six individual honors: Scottie Wilbekin, Player of the Year; Billy Donovan, Coach of the Year; Patric Young, Defensive Player and Scholar-Athlete of the Year; Dorian Finney-Smith, Sixth Man of the Year.
- This marked the first time since the current SEC awards format was introduced in 2004 that one team has had three different players honored with league-wide individual awards, and it is just the second time that one school has won five of the six major individual awards (Kentucky, 2012).
- Donovan joins Don DeVoe, C.M. Newton and Adolph Rupp as the only coaches to win SEC Coach of the Year in consecutive seasons.
- Wilbekin joins Chandler Parsons (2011) as the second Gator to win SEC Player of the Year. Neither player led the Gators in scoring when they won the award.
- Young is the first three-time winner of the Scholar-Athlete of the Year award, and a Florida player has won it six times in its 11-year existence. He is the second UF player to earn Defensive Player of the Year recognition, joining 2006 co-winner Corey Brewer.
- Dorian Finney-Smith, the Gators' leading rebounder and third-leading 3-point shooter, became the second Gator to take home Sixth Man of the Year honors, along with Chris Richard in 2007.
- Wilbekin and Prather earned first-team All-SEC recognition, while Young was named to the second team. Both Wilbekin and Young earned All-Defensive Team honors for the second straight season.
- Wilbekin was named SEC Tournament MVP, while Young and Michael Frazier both earned All-Tournament Team honors.

2013-14 HIGHLIGHTS



Florida Kicks Off Epic Win Streak

At the time, the Gators held a 6-2 mark, were coming off a heartbreaker at UConn and had sunk to No. 19 in the polls with a Kansas team that spent most of November as the nation's No. 1 team set to visit Gainesville. A 21-0 first-half run helped UF overcome an early deficit and build enough of a cushion to stave off KU's Andrew Wiggins-led rally for a 67-61 win that kicked off the Gators' 30-game winning streak.

Patric Young:

"A lot of talented players that are one-and-done, if they have the opportunity to go into the NBA right away, I think they should take that opportunity. But the guys here are going to develop and progress and go through battles together and know what it takes to win. It's tough to beat guys like that; guys like us who have been through stuff like that."

Scottie Wilbekin:

"We did a good job of sticking to the process, staying tough and staying together. When they started inching back into the game, we handled it."

Note: All quotes in this section from GatorZone.com (via Chris Harry and Scott Carter) or Florida Communications postgame quote sheets.

New York State of Mind

The Gators squared off against guard-heavy Memphis in the nightcap of the Jimmy V Classic at Madison Square Garden, coming away with a 77-75 win at the world's most famous arena. On the game's final play, Memphis' Joe Jackson drove for a potential game-tying shot but rimmed out, and Dorian Finney-Smith swatted the ball to half court to kill the clock.

Head Coach Billy Donovan:

"I didn't think this was one of our better games. We didn't play well, but we found a way to win. That's a positive."

Patric Young:

"It's frustrating because the coaches do such a good job of preparing us for what to expect. We got into the game and fell right into their style of play...We didn't play our best game, but maybe a game like this will help us be the best team we can be down the line."

Memphis Head Coach Josh Pastner:

"It felt like a Sweet 16 game. All you can ask for is to have the ball in your hand to tie or win the game and that's what we had. It didn't go our way, but give Florida credit."



Gators Rally, Stun Arkansas

Scottie Wilbekin capped a stunning turnaround, banking in an 8-footer with two seconds left to tie the game after UF trailed by seven points inside the 5-minute mark. The Gators also got a historic 22-point, 15-rebound performance from Dorian Finney-Smith, starting for the injured Casey Prather.

Dorian Finney-Smith:

"We didn't quit, we didn't sulk. We stayed together and attacked. Coach D told us to go out and play with confidence. Play for each other. Stay aggressive. They made a couple of runs, but so did we. We battled and that says a lot about our team."

Head Coach Billy Donovan:

"Sometimes, you have to have a player make a tough shot. You can't always run something and get an open look."

Assistant Coach John Pelphey:

"Well, here we are in the game and again we're dealing with a bunch of things, whether it's being down seven, rebounding, foul trouble, turnovers. We kept playing. That because Coach Donovan had these guys with the right mentality and in the right frame of mind coming in here."

2013-14 HIGHLIGHTS

Gators Set Home Streak in Fashion

After three straight losses to Tennessee, Florida was hungry to take back control of the series and did so in a big way. UF suffocated Tennessee into 1-for-19 shooting from the 3-point line to power a 67-41 rout. The win marked Florida's record-setting 25th straight home victory.

Head Coach Billy Donovan:

"I think you've got to try and create these situations and try to be desperate, and you have to try to be desperate each possession. That's what we're talking about: loose balls, hustle plays, getting where you're supposed to be; it's being on time on a post trap; it's when the ball goes up, it's bobbled around, you dive for it head first. It's a level of a desperation. It's a gift to be desperate."

Patric Young:

"[Our coaches had] been throwing it in our face, how the last three games they had out-toughed us, been more physical -- and I can't lie, they were. They'd punched us and we didn't respond the couple of years. But today, we were ready for whatever they threw at us. Today, we threw the punch and they couldn't take it."



Florida Silences Rupp

Down 45-38 points with 11 minutes to play, Florida could have easily let the game slip away as all but two Rupp visitors in the previous five seasons had done. But the Gators scored on every single possession over the final 11 minutes of the game, rolling up 31 points in that time to claim a 69-59 victory.

Casey Prather:

"We'd never heard the silence. But we love the silence."

Will Yeguete:

"We have a lot of guys that believe in each other, so we believe we can make plays down the stretch. We try to just stay in the moment and stay in the game and just keep going and playing defense."

Scottie Wilbekin:

"You need to be ready and you need to understand. If they make one 3-pointer, if they make one fastbreak layup or an and-one or a dunk -- it doesn't matter how small the play is or what the score is -- this place is going to go crazy. We just have to keep playing offense, keep playing defense and keep fighting through it."

Frazier Lights Up, Shatters Record

One of the best things about sports is that every game might be a chance to witness history. Gator fans got just that in Columbia as Michael Frazier II shattered the school record with 11 3-pointers, torching the Gamecocks for 37 points. Frazier's 11 treys were the most ever in a game in SEC league play.

Michael Frazier II:

"I kind of got in the zone, but I never really felt anything. I don't know. I was just kind of there."

Will Yeguete:

"What did I think when I saw him shoot? That it was going in."

Patric Young:

"For us to get Michael Frazier as many open 3s as we can, that's what we want. If we can get that 60 possessions a game, we'll live with that. So we were amazed how open he was getting the whole game."



2013-14 HIGHLIGHTS



Florida Finishes 18-0

Though the Gators had long clinched the SEC title, no scissors touched a net until UF had put the finishing touches on its historic 18-0 season. The Gators capped the regular season in style, topping Kentucky, 84-65, in front of a Senior Day sellout crowd.

Head Coach Billy Donovan:

"For me as a coach, it's the greatest regular season I've ever been a part of. What these guys have done – going all the way back to the second game at Wisconsin, and obviously with a depleted roster – and then going to UConn and losing both point guards in that game and having to play a lot of our non-conference schedule somewhat banged up. (We had) to battle through some injuries through league play, but their consistency and the way these guys have performed. These guys have done a remarkable job and I'm certainly happy for our four seniors the way (the regular season) ended for them.

Casey Prather:

"Coach Donovan talks to us all the time about distractions. We just have a commitment to each other, so we were trying not to let the distractions get to us. We knew that this was the last time that we were in the O'Dome, so we got to celebrate after (the game) and got down on the floor to kiss the Gator logo."

SEC Sweep

With a 61-60 victory over Kentucky, Florida capped its second sweep of SEC regular season and tournament titles in school history (2007). Along with the semifinal win over Tennessee, that marked a 3-0 record for UF vs. both UT and UK, and it was the first time in 35 seasons that the Wildcats were beaten by the same team three times in a season. It also capped a perfect 21-0 record vs. SEC opponents.

Head Coach Billy Donovan:

"It's an incredible, unbelievable accomplishment for these guys. It's never been done before and it's a record that won't ever be broken. It might be tied, but it won't ever be broken. It's fantastic. They earned it."

Scottie Wilbekin:

"It's just an amazing what this team has been able to do. To do it in my senior year ... I don't know what to say."



The Final Four

The Gators reached the fifth Final Four in school history, a nice feather in the cap of the beloved senior class of Casey Prather, Scottie Wilbekin, Will Yeguete and Patric Young, who came one game short of that stage in each of their first three seasons. Despite falling in the national semi-finals, the group finished their careers with 120 wins and three SEC championships, more than any other class in Florida History.

Head Coach Billy Donovan:

"They're better players today by going through what they went through. If it would have been easier for them, I don't think they'd be quite as good. The struggles they've had to go through have forced them to have perseverance, resiliency, mental and physical toughness, and the ability to battle and fight."

Scottie Wilbekin:

"The struggles that we went through this year have just made it that much more fun and brought us that much closer together. I'm having the most fun I've ever had in my life right now."

2013-14 Box SCORES

Florida 77, North Florida 69

November 8, 2013 • 3 p.m. • Stephen C. O'Connell Center • Gainesville, Fla.

North Florida, 0-1		tot-fg		3-pt		rebounds		pf		tp		a to blk		s min				
##	Player	fg	fga	fg	fga	ft	fta	of	de	tot	pf	tp	a	to	blk	s	min	
01	Wallace, Travis	f	6	11	0	0	3	6	3	5	8	4	15	0	2	1	0	25
05	McCoy, Charles	f	1	4	0	1	2	1	2	3	2	3	5	1	0	0	0	23
32	Daniels, Demarcus	f	0	8	0	4	0	0	1	0	1	1	0	0	0	0	0	18
02	Beech, Beau	g	5	8	5	8	1	1	0	1	1	3	16	1	4	0	2	33
14	Moore, Dallas	g	2	8	1	3	0	0	1	3	4	3	5	2	1	0	0	19
00	Nesbitt, Jalen	g	4	9	1	2	0	0	2	3	5	2	9	3	3	1	0	22
04	Wilson, Devin	g	1	4	1	3	1	2	1	1	2	3	4	2	2	0	2	21
12	Bodager, Aaron	g	0	1	0	1	0	0	0	0	0	1	0	0	0	0	0	2
33	Banks, Romelo	g	4	4	0	0	2	4	2	4	6	2	10	0	1	0	0	15
35	Davenport, Chris	g	3	7	1	2	0	0	1	4	5	3	7	1	3	0	2	22
TEAM								1		2								
Totals		26 64		9 24		8 15		13 24 37		24 69		14 17		2 6		200		

TOTAL FG%	1st Half: 12-33 36.4%	2nd Half: 14-31 45.2%	Game: 40.6%	DEADBALL
3-Pt. FG%	1st Half: 4-13 30.8%	2nd Half: 5-11 45.5%	Game: 37.5%	REBOUNDS
F Throw %	1st Half: 3-6 50.0%	2nd Half: 5-9 55.6%	Game: 53.3%	4

Florida, 1-0		tot-fg		3-pt		rebounds		pf		tp		a to blk		s min				
##	Player	fg	fga	fg	fga	ft	fta	of	de	tot	pf	tp	a	to	blk	s	min	
15	Yeguede, Will	f	0	4	0	1	2	2	1	4	5	3	2	3	1	0	4	22
24	Prather, Casey	f	10	15	0	0	8	11	4	4	8	2	28	1	3	1	1	34
04	Young, Patric	c	0	2	0	0	2	3	1	1	2	2	2	1	0	2	1	20
00	Hill, Kasey	g	5	9	0	1	5	6	0	0	0	2	15	4	2	1	2	27
25	Walker, DeVon	g	1	2	0	0	2	2	1	0	1	2	4	0	2	0	0	17
01	Carter, Eli	g	1	6	1	4	0	0	0	2	2	1	3	1	1	0	0	19
12	Graham, Dillon	g	0	2	0	1	0	0	0	0	0	0	0	0	0	0	0	8
20	Frazier, Michael	g	6	10	1	3	6	6	1	8	9	0	19	0	3	0	1	24
30	Kurtz, Jacob	g	1	4	0	0	2	2	0	5	5	0	4	1	1	0	0	26
42	Donovan, Billy	g	0	0	0	0	0	0	0	0	0	0	0	0	0	0	0	3
TEAM								3		3								
Totals		24 54		2 10		27 32		8 27 35		12 77		11 13		4 9		200		

TOTAL FG%	1st Half: 10-27 37.0%	2nd Half: 14-27 51.9%	Game: 44.4%	DEADBALL
3-Pt. FG%	1st Half: 0-6 0.0%	2nd Half: 2-4 50.0%	Game: 20.0%	REBOUNDS
F Throw %	1st Half: 17-19 89.5%	2nd Half: 10-13 76.9%	Game: 84.4%	3,1

Officials: Lee Cassell, Doug Shows, Vladimir Voyard-Tadal
 Technical fouls: North Florida-None. Florida-None.
 Attendance: 10550

Score by Periods	1st	2nd	Total
North Florida	31	38	69
Florida	37	40	77

Florida 86, Arkansas Little-Rock 56

November 16, 2013 • 4:30 p.m. • Stephen C. O'Connell Center • Gainesville, Fla.

UALR, 0-2		tot-fg		3-pt		rebounds		pf		tp		a to blk		s min				
##	Player	fg	fga	fg	fga	ft	fta	of	de	tot	pf	tp	a	to	blk	s	min	
33	White, James	f	8	13	0	0	0	4	5	9	2	16	0	2	2	0	28	
55	Leeper, Gus	f	0	3	0	0	0	0	2	2	4	0	0	2	0	0	13	
01	Isler, Leroy	g	1	5	0	1	0	1	1	2	5	2	0	1	0	0	25	
03	Hagins, Josh	g	2	7	0	1	2	2	2	3	4	6	3	5	1	0	20	
14	Thomas, J.T.	g	3	8	0	0	2	3	0	2	2	2	8	1	1	0	14	
05	Osse, Kemy	g	0	5	0	4	1	2	1	2	3	1	1	1	2	0	1	21
10	Hill, Maurius	g	0	2	0	0	0	0	0	0	0	0	0	0	2	0	0	7
11	Smith, DeVonte	g	1	1	0	0	0	0	1	0	1	0	2	1	1	0	1	16
15	Billings, Stetson	g	0	2	0	0	0	0	2	2	1	0	0	0	1	0	1	9
21	Isom, Mareik	g	0	4	0	2	0	0	1	1	2	1	0	0	0	0	0	11
23	Neighbour, Will	g	7	11	2	3	5	5	1	7	8	1	21	0	1	0	0	26
TEAM								2		2								
Totals		22 61		2 11		10 12		12 24 36		21 56		6 18		3 4		200		

TOTAL FG%	1st Half: 11-29 37.9%	2nd Half: 11-32 34.4%	Game: 36.1%	DEADBALL
3-Pt. FG%	1st Half: 2-6 33.3%	2nd Half: 0-5 0.0%	Game: 18.2%	REBOUNDS
F Throw %	1st Half: 3-4 75.0%	2nd Half: 7-8 87.5%	Game: 83.3%	1

Florida, 2-1		tot-fg		3-pt		rebounds		pf		tp		a to blk		s min					
##	Player	fg	fga	fg	fga	ft	fta	of	de	tot	pf	tp	a	to	blk	s	min		
15	Yeguede, Will	f	2	5	0	0	2	2	0	3	3	0	6	1	4	1	0	25	
24	Prather, Casey	f	10	11	1	1	6	8	2	3	5	2	27	5	2	1	1	31	
04	Young, Patric	c	5	9	0	0	0	4	1	7	8	2	10	0	2	1	2	23	
00	Hill, Kasey	g	4	6	0	0	6	8	0	3	3	2	14	6	0	1	5	30	
25	Walker, DeVon	g	0	4	0	3	0	0	1	2	3	1	0	2	2	1	0	1	27
01	Carter, Eli	g	0	2	0	1	0	0	0	0	0	0	0	0	0	0	0	6	
10	Finney-Smith, Dorian	g	5	10	3	4	4	6	5	4	9	1	17	0	1	0	0	16	
11	Edwards, Lexx	g	0	0	0	0	0	0	1	1	0	0	0	0	0	0	0	2	
20	Frazier, Michael	g	2	9	2	7	0	0	0	2	2	3	6	1	0	0	2	26	
30	Kurtz, Jacob	g	3	3	0	0	0	1	1	2	3	1	6	0	0	0	1	12	
42	Donovan, Billy	g	0	1	0	1	0	0	0	0	0	0	0	0	0	0	0	2	
TEAM								2		3									
Totals		31 60		6 17		18 29		12 28 40		12 86		16 9		6 11		200			

TOTAL FG%	1st Half: 10-24 41.7%	2nd Half: 21-36 58.3%	Game: 51.7%	DEADBALL
3-Pt. FG%	1st Half: 1-6 16.7%	2nd Half: 5-11 45.5%	Game: 35.3%	REBOUNDS
F Throw %	1st Half: 6-14 42.9%	2nd Half: 12-15 80.0%	Game: 62.1%	4

Officials: Antinio Petty, Joe DeRosa, Rusty Phillips
 Technical fouls: UALR-None. Florida-None.
 Attendance: 8843

Score by Periods	1st	2nd	Total
UALR	27	29	56
Florida	27	59	86

Wisconsin 59, Florida 53

November 12, 2012 • 9 p.m. • Kohl Center • Madison, Wisc.

Florida, 1-1		tot-fg		3-pt		rebounds		pf		tp		a to blk		s min				
##	Player	fg	fga	fg	fga	ft	fta	of	de	tot	pf	tp	a	to	blk	s	min	
15	Yeguede, Will	f	3	3	0	0	2	2	0	4	4	2	8	1	0	0	2	25
24	Prather, Casey	f	5	11	0	0	2	3	1	4	5	3	12	1	5	0	0	35
04	Young, Patric	c	2	6	0	0	4	7	2	4	6	3	8	1	1	0	0	30
00	Hill, Kasey	g	2	11	0	4	0	1	0	3	3	5	4	4	2	0	1	29
25	Walker, DeVon	g	0	3	0	2	0	0	1	0	1	1	0	0	3	1	0	17
01	Carter, Eli	g	0	1	0	1	0	0	0	0	0	2	0	0	0	0	0	10
20	Frazier, Michael	g	7	11	5	7	1	2	0	2	2	1	20	0	0	0	2	33
30	Kurtz, Jacob	g	0	1	0	0	1	2	1	5	6	1	1	0	0	0	1	21
TEAM								1		1								
Totals		19 47		5 14		10 17		6 22 28		18 53		7 11		1 6		200		

TOTAL FG%	1st Half: 10-23 43.5%	2nd Half: 9-24 37.5%	Game: 40.4%	DEADBALL
3-Pt. FG%	1st Half: 3-9 33.3%	2nd Half: 2-5 40.0%	Game: 35.7%	REBOUNDS
F Throw %	1st Half: 3-4 75.0%	2nd Half: 7-13 53.8%	Game: 58.8%	4

Wisconsin, 2-0		tot-fg		3-pt		rebounds		pf		tp		a to blk		s min	
##	Player	fg	fg												

2013-14 Box SCORES

Florida 67, Kansas 61

December 10, 2013 • 7 p.m. • Stephen C. O'Connell Center • Gainesville, Fla.

Kansas, 6-3		tot-fg		3-pt		rebounds		pf		tp		a to blk		s min			
##	Player	fg	fga	fg	fga	ft	fta	of	de	tot	pf	tp	a	to	blk	s	min
34	Ellis, Perry	f	2	3	0	0	0	0	4	4	2	4	1	3	1	2	24
21	Embiid, Joel	c	3	6	0	0	1	0	6	6	4	6	2	1	3	1	30
00	Mason, Frank	g	3	6	2	3	1	2	0	0	2	9	0	5	0	1	25
01	Selden Jr., Wayne	g	1	4	1	3	1	2	0	1	1	0	4	1	4	0	14
22	Wiggins, Andrew	g	7	15	4	9	8	8	4	7	11	4	26	0	4	2	37
03	White III, Andrew	g	0	0	0	0	0	0	1	1	0	0	0	1	0	0	2
10	Tharpe, Naadir	g	1	4	0	2	0	0	0	1	1	3	2	5	3	0	29
14	Greene, Brannen	g	1	3	1	2	2	2	0	1	1	4	5	0	2	0	14
23	Frankamp, Conner	g	0	0	0	0	0	0	0	0	0	0	0	0	0	0	0+
25	Black, Tarik	g	0	2	0	0	0	0	2	2	3	0	1	0	0	0	6
31	Traylor, Jamari	g	1	1	0	0	3	4	5	9	2	5	1	1	0	0	17
33	Lucas, Landen	g	0	0	0	0	0	0	0	0	1	0	0	0	0	0	2
TEAM								3		1		4					
Totals		19 44		8 19		15 19		11 29		40		25 61		11 24		6 5 200	

TOTAL FG%	1st Half: 8-19 42.1%	2nd Half: 11-25 44.0%	Game: 43.2%	DEADBALL
3-Pt. FG%	1st Half: 2-7 28.6%	2nd Half: 6-12 50.0%	Game: 42.1%	REBOUNDS
FThrow %	1st Half: 3-4 75.0%	2nd Half: 12-15 80.0%	Game: 78.9%	1

Florida, 7-2		tot-fg		3-pt		rebounds		pf		tp		a to blk		s min			
##	Player	fg	fga	fg	fga	ft	fta	of	de	tot	pf	tp	a	to	blk	s	min
15	Yeguede, Will	f	0	4	0	1	1	4	3	3	6	2	1	0	1	0	30
24	Prather, Casey	f	1	5	0	0	10	12	3	5	8	3	12	1	2	0	30
04	Young, Patric	c	5	13	0	0	2	7	5	1	6	4	12	0	2	1	28
05	Wilbekin, Scottie	g	7	12	2	5	2	3	0	0	0	4	18	6	2	0	4
20	Frazier, Michael	g	1	4	1	2	0	0	1	2	3	3	1	0	0	2	25
00	Hill, Kasey	g	1	3	0	0	4	6	2	2	2	6	3	0	0	0	20
10	Finney-Smith, Dorian	g	5	13	4	6	1	2	1	4	5	1	15	1	1	0	2
30	Kurtz, Jacob	g	0	0	0	0	0	0	0	0	0	0	0	0	0	0	1
TEAM																	
Totals		20 54		7 14		20 34		13 17		30		19 67		12 8		1 10 200	

TOTAL FG%	1st Half: 13-35 37.1%	2nd Half: 7-19 36.8%	Game: 37.0%	DEADBALL
3-Pt. FG%	1st Half: 5-10 50.0%	2nd Half: 2-4 50.0%	Game: 50.0%	REBOUNDS
FThrow %	1st Half: 5-11 45.5%	2nd Half: 23-65 26.2%	Game: 58.8%	6

Officials: Tony Greene, Pat Adams, James Breeding
 Technical fouls: Kansas-None, Florida-None.
 Attendance: 12423

Score by Periods	1st	2nd	Total
Kansas	21	40	61
Florida	36	31	67

Florida 66, Fresno State 49

December 21, 2013 • 4:30 p.m. • BB&T Center • Sunrise, Fla.

Fresno State, 6-6		tot-fg		3-pt		rebounds		pf		tp		a to blk		s min			
##	Player	fg	fga	fg	fga	ft	fta	of	de	tot	pf	tp	a	to	blk	s	min
10	Davis, Alex	f	1	3	0	1	2	4	1	3	4	4	4	0	2	1	0
22	Watson, Paul	f	3	6	1	1	3	3	0	1	1	4	10	1	1	1	25
01	Johnson, Tyler	g	2	7	0	1	0	0	2	1	3	1	4	0	0	0	33
03	Guerrero, Cezar	g	5	14	3	8	4	4	1	2	3	4	17	4	2	0	33
23	Harris, Marvella	g	4	8	0	4	2	6	0	1	1	2	10	1	0	0	35
00	Owootah, Emmanuel	g	0	2	0	1	2	2	0	1	0	0	2	0	1	0	1
04	Edo, Karachi	g	1	5	0	0	0	0	1	2	3	2	2	0	0	0	19
05	Giddings, Tanner	g	0	5	0	1	0	0	1	1	2	1	0	0	0	0	16
13	Williams, Blake	g	0	0	0	0	0	0	0	0	0	0	0	0	0	0	1
TEAM								3		6		2					
Totals		16 50		4 17		13 19		9 15		24		18 49		6 8		2 7 200	

TOTAL FG%	1st Half: 6-23 26.1%	2nd Half: 10-27 37.0%	Game: 32.0%	DEADBALL
3-Pt. FG%	1st Half: 2-5 40.0%	2nd Half: 2-12 16.7%	Game: 23.5%	REBOUNDS
FThrow %	1st Half: 5-6 83.3%	2nd Half: 8-13 61.5%	Game: 68.4%	4

Florida, 9-2		tot-fg		3-pt		rebounds		pf		tp		a to blk		s min			
##	Player	fg	fga	fg	fga	ft	fta	of	de	tot	pf	tp	a	to	blk	s	min
10	Finney-Smith, Dorian	f	3	9	0	3	1	2	1	4	5	3	7	2	1	0	0
15	Yeguede, Will	f	2	4	0	0	5	6	5	5	10	3	9	0	1	1	0
24	Prather, Casey	f	8	11	0	0	0	0	1	4	5	3	16	2	0	0	0
05	Wilbekin, Scottie	g	4	14	1	7	2	3	0	6	6	1	11	3	3	0	1
20	Frazier, Michael	g	1	5	1	5	1	2	2	2	4	1	4	1	1	1	26
00	Hill, Kasey	g	2	2	2	2	1	2	0	1	1	1	7	1	3	1	15
04	Young, Patric	g	3	9	0	0	2	2	5	4	9	3	8	2	1	0	0
11	Edwards, Lexx	g	0	0	0	0	0	0	0	0	0	2	0	0	0	0	2
25	Walker, DeVon	g	1	2	1	1	1	2	0	0	0	0	4	1	1	1	0
30	Kurtz, Jacob	g	0	1	0	0	0	2	1	0	1	0	0	0	0	0	2
42	Donovan, Billy	g	0	0	0	0	0	0	0	0	0	0	0	0	0	0	2
TEAM								5		1		6					
Totals		24 57		5 18		13 21		20 27		47		17 66		12 11		3 3 200	

TOTAL FG%	1st Half: 9-31 29.0%	2nd Half: 15-26 57.7%	Game: 42.1%	DEADBALL
3-Pt. FG%	1st Half: 1-13 7.7%	2nd Half: 4-5 80.0%	Game: 27.8%	REBOUNDS
FThrow %	1st Half: 4-8 50.0%	2nd Half: 9-13 69.2%	Game: 61.9%	6

Officials: William Humes, Jacyn Goble, Chuck Jones
 Technical fouls: Fresno State-None, Florida-None.
 Attendance: 11214

Score by Periods	1st	2nd	Total
Fresno State	19	30	49
Florida	23	43	66

Florida 77, Memphis 75

December 17, 2013 • 9:30 p.m. • Madison Square Garden • New York, N.Y.

Florida, 8-2		tot-fg		3-pt		rebounds		pf		tp		a to blk		s min			
##	Player	fg	fga	fg	fga	ft	fta	of	de	tot	pf	tp	a	to	blk	s	min
15	Yeguede, Will	f	2	4	0	1	0	1	1	2	1	4	1	3	0	1	25
24	Prather, Casey	f	8	13	0	0	6	6	0	4	4	2	22	0	1	1	0
04	Young, Patric	c	4	7	0	0	0	0	6	2	8	5	8	2	1	0	28
05	Wilbekin, Scottie	g	4	8	2	3	1	3	1	4	5	4	11	3	2	0	33
20	Frazier, Michael	g	3	7	2	4	3	3	0	3	3	0	11	1	2	0	2
00	Hill, Kasey	g	2	5	1	2	0	0	2	2	3	3	5	3	3	0	22
10	Finney-Smith, Dorian	g	5	10	2	6	2	3	2	4	6	1	14	3	4	1	0
25	Walker, DeVon	g	0	0	0	0	2	3	0	0	0	0	2	0	1	0	2
30	Kurtz, Jacob	g	0	0	0	0	0	0	0	1	1	0	0	0	0	0	1
TEAM										3		6					
Totals		28 54		7 16		14 19		13 24		37		16 77		13 17		2 3 200	

TOTAL FG%	1st Half: 16-32 50.0%	2nd Half: 12-22 54.5%	Game: 51.9%	DEADBALL
3-Pt. FG%	1st Half: 4-9 44.4%	2nd Half: 3-7 42.9%	Game: 43.8%	REBOUNDS
FThrow %	1st Half: 5-7 71.4%	2nd Half: 9-12 75.0%	Game: 73.7%	0

Memphis, 7-2		tot-fg		3-pt		rebounds		pf		tp		a to blk		s min			
##	Player	fg	fga	fg	fga	ft	fta	of	de	tot	pf	tp	a	to	blk	s	min
02	Goodwin, Shaq	f	1	4	0	0	5	6	2	3	5	2	7	5	2	3	1
04	Nichols, Austin	f	2	4	0	0	0	0	0	3	3	1	4	0	1	2	0
55	Johnson, Geron	f	6	13	0	3	1	2	1								

2013-14 Box SCORES

Florida 67, Richmond 58

January 4, 2014 • 3 p.m. • Stephen C. O'Connell Center • Gainesville, Fla.

Richmond, 10-5		tot-fg		3-pt		rebounds		pf		tp		a		to		blk		s		min	
##	Player	fg	fga	fg	fga	ft	fta	of	de	tot	pf	tp	a	to	blk	s	min				
03	Davis, Trey	f	0	1	0	0	2	1	5	6	1	0	3	0	0	0	33				
33	Nelson-Ododa, Alonzo	f	3	4	0	1	0	0	1	1	2	3	6	1	2	2	21				
34	Williams, Derrick	f	2	3	0	0	0	0	2	2	5	4	0	1	0	0	22				
00	Anthony, Kendall	g	6	14	2	7	1	1	0	2	2	3	15	2	1	0	34				
02	Lindsay, Cedrick	g	7	19	5	12	0	0	2	2	3	19	3	3	0	1	35				
04	Sparrow, Wayne	g	1	3	1	1	0	0	1	1	1	3	0	1	0	0	13				
11	Taylor, Deion	g	3	5	1	3	0	0	2	2	3	7	3	1	0	1	22				
15	Allen, Terry	g	2	6	0	1	0	0	1	1	2	4	0	3	0	2	20				
TEAM								1		3		4									
Totals		24 55		9 25		1 3		3 19 22		21 58		12 12 2 4		20 0							

TOTAL FG%	1st Half: 10-24 41.7%	2nd Half: 14-31 45.2%	Game: 43.6%	DEADBALL
3-Pt. FG%	1st Half: 3-7 42.9%	2nd Half: 6-18 33.3%	Game: 36.0%	REBOUNDS
F Throw %	1st Half: 0-2 0.0%	2nd Half: 1-1 100%	Game: 33.3%	1

Florida, 11-2		tot-fg		3-pt		rebounds		pf		tp		a		to		blk		s		min	
##	Player	fg	fga	fg	fga	ft	fta	of	de	tot	pf	tp	a	to	blk	s	min				
15	Yeguede, Will	f	1	3	0	0	0	0	1	6	7	0	2	1	3	1	18				
24	Prather, Casey	f	5	11	0	0	2	5	3	4	7	3	12	3	1	0	2	30			
04	Young, Patric	c	6	8	0	0	3	6	2	4	6	2	15	2	1	0	0	30			
05	Wilbekin, Scottie	g	4	13	0	5	2	2	0	2	2	1	10	2	1	0	2	35			
20	Frazier, Michael	g	6	10	3	7	3	4	1	3	4	3	18	0	1	0	0	29			
00	Hill, Kasey	g	1	5	0	3	0	0	1	1	2	1	2	1	3	1	0	21			
10	Finney-Smith, Dorian	g	2	4	1	2	0	2	5	8	13	2	5	1	3	0	0	28			
25	Walker, DeVon	g	1	2	1	2	0	0	0	0	0	0	3	0	1	0	0	9			
TEAM								2		1		3									
Totals		26 56		5 19		10 19		15 29 44		12 67		10 14 2 5		20 0							

TOTAL FG%	1st Half: 12-31 38.7%	2nd Half: 14-25 56.0%	Game: 46.4%	DEADBALL
3-Pt. FG%	1st Half: 1-9 11.1%	2nd Half: 4-10 40.0%	Game: 26.3%	REBOUNDS
F Throw %	1st Half: 0-0 0.0%	2nd Half: 10-19 52.6%	Game: 52.6%	5

Officials: Patrick Evans, Tony Greene, John Hampton
 Technical fouls: Richmond-None. Florida-None.
 Attendance: 12012

Score by Periods	1st	2nd	Total
Richmond	23	35	58
Florida	25	42	67

Florida 74, South Carolina 58

January 8, 2014 • 7 p.m. • Stephen C. O'Connell Center • Gainesville, Fla.

South Carolina, 7-7, 0-1 SEC		tot-fg		3-pt		rebounds		pf		tp		a		to		blk		s		min	
##	Player	fg	fga	fg	fga	ft	fta	of	de	tot	pf	tp	a	to	blk	s	min				
21	Henry, Demetrius	f	1	2	0	0	0	3	0	1	1	4	2	1	1	0	23				
25	Kacinas, Mindaugas	f	2	2	0	0	2	2	2	4	4	4	6	0	3	0	1	20			
00	Thornwell, Sindarius	g	3	5	2	2	2	4	0	4	4	3	10	1	4	0	3	27			
01	Williams, Brenton	g	4	10	2	6	0	0	1	1	3	10	1	2	0	3	25				
10	Notice, Duane	g	2	4	1	2	3	5	1	0	1	0	8	3	5	0	33				
04	Johnson, Tyrone	g	3	10	0	0	6	7	3	3	6	1	12	2	3	0	27				
05	Shaw, Jaylen	g	0	1	0	0	0	0	0	0	0	1	0	0	0	0	7				
14	Chatkevicius, Laimonas	g	0	0	0	0	0	0	0	0	0	0	0	0	1	0	0	2			
24	Carrera, Michael	g	1	3	0	0	1	2	2	2	4	0	3	1	1	0	16				
32	Ringer, Desmond	g	2	4	0	0	3	3	1	3	4	4	7	0	1	0	20				
TEAM								3		3											
Totals		18 41		5 10		17 26		9 19 28		20 58		9 21 0 7		20 0							

TOTAL FG%	1st Half: 6-19 31.6%	2nd Half: 12-22 54.5%	Game: 43.9%	DEADBALL
3-Pt. FG%	1st Half: 1-2 50.0%	2nd Half: 4-8 50.0%	Game: 50.0%	REBOUNDS
F Throw %	1st Half: 8-15 53.3%	2nd Half: 9-11 81.8%	Game: 65.4%	3

Florida, 12-2, 1-0 SEC		tot-fg		3-pt		rebounds		pf		tp		a		to		blk		s		min	
##	Player	fg	fga	fg	fga	ft	fta	of	de	tot	pf	tp	a	to	blk	s	min				
15	Yeguede, Will	f	2	2	0	0	4	7	0	0	0	3	8	1	1	0	0	19			
24	Prather, Casey	f	5	5	0	0	3	5	0	2	2	2	13	3	2	1	2	18			
04	Young, Patric	c	6	7	0	0	1	2	1	6	7	2	13	0	2	0	3	24			
05	Wilbekin, Scottie	g	5	11	3	6	4	4	1	0	1	1	17	3	0	0	1	34			
20	Frazier, Michael	g	3	8	2	7	0	0	1	3	4	2	8	1	1	0	1	29			
00	Hill, Kasey	g	1	4	0	3	3	4	0	2	2	3	5	2	2	0	2	20			
10	Finney-Smith, Dorian	g	3	6	0	2	2	2	1	3	4	3	8	5	4	2	0	24			
11	Edwards, Lexx	g	0	0	0	0	0	0	0	0	0	0	0	0	0	0	0	1			
25	Walker, DeVon	g	1	2	0	1	0	0	1	3	4	1	2	0	1	1	1	19			
30	Kurtz, Jacob	g	0	0	0	0	0	0	0	0	0	0	0	0	2	0	0	10			
42	Donovan, Billy	g	0	0	0	0	0	0	0	0	0	2	0	1	0	0	0	2			
TEAM								1		1											
Totals		26 45		5 19		17 24		5 20 25		19 74		16 15 4 10		20 0							

TOTAL FG%	1st Half: 12-25 48.0%	2nd Half: 14-20 70.0%	Game: 57.8%	DEADBALL
3-Pt. FG%	1st Half: 1-10 10.0%	2nd Half: 4-9 44.4%	Game: 26.3%	REBOUNDS
F Throw %	1st Half: 9-13 69.2%	2nd Half: 8-11 72.7%	Game: 70.8%	2

Officials: Antinio Petty, Ron Groover, Lee Cassell
 Technical fouls: South Carolina-None. Florida-None.
 Attendance: 12147

Score by Periods	1st	2nd	Total
South Carolina	21	37	58
Florida	34	40	74

Florida 84, Arkansas 82 (OT)

January 11, 2014 • 1 p.m. • Bud Walton Arena • Fayetteville, Ark.

Florida, 13-2, 2-0 SEC		tot-fg		3-pt		rebounds		pf		tp		a		to		blk		s		min	
##	Player	fg	fga	fg	fga	ft	fta	of	de	tot	pf	tp	a	to	blk	s	min				
10	Finney-Smith, Dorian	f	7	15	3	7	5	8	9	6	15	2	22	3	3	0	3	42			
15	Yeguede, Will	f	1	3	0	1	5	8	1	4	5	2	7	0	1	0	1	28			
00	Hill, Kasey	g	3	7	0	1	0	0	1	3	4	3	6	5	5	0	1	37			
20	Frazier, Michael	g	4	7	4	7	3	4	0	3	3	2	15	0	2	0	1	29			
25	Walker, DeVon	g	0	4	0	4	2	2	1	5	6	1	2	1	2	2	2	23			
04	Young, Patric	g	4	9	0	0	2	2	1	6	7	5	10	1	1	0	0	21			
05	Wilbekin, Scottie	g	4	12	2	5	8	10	0	2	2	4	18	2	1	0	1	35			
30	Kurtz, Jacob	g	2	2	0	0	0	0	1	1	1	1	4	1	1	0	0	10			
TEAM								1		1		1									
Totals		25 59		9 25		25 34		14 30 44		20 84		13 17 2 9		22 5							

TOTAL FG%	1st Half: 12-28 42.9%	2nd Half: 10-27 37.0%	Game: 42.4%	DEADBALL
3-Pt. FG%	1st Half: 4-12 33.3%	2nd Half: 3-11 27.3%	Game: 36.0%	REBOUNDS
F Throw %	1st Half: 7-8 87.5%	2nd Half: 8-12 66.7%	Game: 73.5%	4

Arkansas, 11-4, 0-2 SEC		tot-fg		3-pt		rebounds		pf		tp		a		to		blk		s		min	
##	Player	fg	fga	fg	fga	ft	fta	of	de	tot	pf	tp	a	to	blk	s	min				
04	Clarke, Coty	f	5	12	3	5	3	4	6	8	14	2	16	3	1	0	1	33			
10	Portis, Bobby	f	6	16	0	0	2	4	5	2	7	1	14	0	3	1	1	31			
00	Madden, Rashad	g	9	16																	

2013-14 Box SCORES

Florida 68, Auburn 61

January 18, 2014 • 4 p.m. • Auburn Arena • Auburn, Ala.

Florida, 15-2, 4-0		tot-fg		3-pt		rebounds		pf		tp		a to blk		s min			
##	Player	fg	fga	fg	fga	ft	fta	of	de	tot	pf	tp	a	to	blk	s	min
15	Yeguede, Will	f	1	2	0	0	2	4	6	3	4	2	1	1	5	23	
04	Young, Patric	c	5	8	0	0	3	6	1	5	6	3	13	1	0	2	31
00	Hill, Kasey	g	0	2	0	1	7	8	0	2	2	2	7	3	2	0	35
05	Wilbekin, Scottie	g	4	7	2	2	6	8	0	3	3	2	16	1	5	0	37
20	Frazier, Michael	g	0	2	0	2	0	0	0	2	2	3	0	0	2	0	19
10	Finney-Smith, Dorian		3	6	1	2	0	1	2	3	2	7	1	2	0	1	20
24	Prather, Casey		8	10	0	0	5	7	2	4	6	2	21	1	1	0	29
25	Walker, DeVon		0	2	0	2	0	0	0	1	1	1	0	0	0	0	11
30	Kurtz, Jacob		0	0	0	0	0	0	0	0	0	0	1	1	0	1	5
42	Donovan, Billy		0	0	0	0	0	0	0	0	0	0	0	0	0	0	0+
TEAM								1		2							
Totals		21	39	3	9	23	33	7	24	31	18	68	10	14	3	11	200

TOTAL FG%	1st Half: 11-18 61.1%	2nd Half: 10-21 47.6%	Game: 53.8%	DEADBALL
3-Pt. FG%	1st Half: 1-5 20.0%	2nd Half: 2-4 50.0%	Game: 33.3%	REBOUNDS
F Throw %	1st Half: 10-13 76.9%	2nd Half: 13-20 65.0%	Game: 69.7%	4

Auburn, 8-7, 0-4		tot-fg		3-pt		rebounds		pf		tp		a to blk		s min			
##	Player	fg	fga	fg	fga	ft	fta	of	de	tot	pf	tp	a	to	blk	s	min
02	Payne, Allen	f	3	8	1	1	4	4	1	5	6	4	11	1	4	0	33
00	Dixon-Tatum, Asaunh	c	0	3	0	0	0	0	1	1	2	4	0	0	0	0	13
01	Harrell, KT	g	5	13	4	7	4	7	0	0	0	2	18	3	4	1	38
03	Denson, Chris	g	8	18	2	5	3	7	1	1	2	2	21	1	3	0	36
13	Shamsid-Deen, Tahj	g	3	3	0	0	0	0	0	0	0	5	6	3	0	0	29
11	Wade, Dion		0	0	0	0	0	0	0	0	0	1	0	0	1	0	5
20	Thompson, Alex		1	1	0	0	0	1	1	2	1	2	0	1	0	0	8
21	Canada, Malcolm		0	0	0	0	0	1	1	2	5	0	0	1	0	0	11
41	Atewe, Matthew		0	0	0	0	3	4	0	5	5	1	3	2	1	1	27
TEAM								2		4							
Totals		20	46	7	13	14	22	7	16	23	25	61	10	15	2	7	200

TOTAL FG%	1st Half: 9-20 45.0%	2nd Half: 11-26 42.3%	Game: 43.5%	DEADBALL
3-Pt. FG%	1st Half: 1-5 20.0%	2nd Half: 2-8 25.0%	Game: 53.8%	REBOUNDS
F Throw %	1st Half: 9-11 81.8%	2nd Half: 5-11 45.5%	Game: 63.6%	3,1

Officials: James Barker, Willi CJ Washington, Jeffery Clark
 Technical fouls: Florida-None. Auburn-None.
 Attendance: 8683

Score by Periods	1st	2nd	Total
Florida	33	35	68
Auburn	32	29	61

Florida 68, Alabama 62

January 23, 2014 • 7 p.m. • Coleman Coliseum • Tuscaloosa, Ala.

Florida, 16-2, 5-0		tot-fg		3-pt		rebounds		pf		tp		a to blk		s min			
##	Player	fg	fga	fg	fga	ft	fta	of	de	tot	pf	tp	a	to	blk	s	min
15	Yeguede, Will	f	3	5	0	0	0	0	3	8	11	2	6	0	1	0	23
24	Prather, Casey	f	6	16	0	0	2	3	2	4	6	4	14	0	0	3	30
04	Young, Patric	c	2	5	0	0	1	2	5	1	6	4	5	2	2	0	24
05	Wilbekin, Scottie	g	2	8	2	7	4	4	0	2	2	0	10	4	0	0	35
20	Frazier, Michael	g	5	13	5	13	3	3	0	2	2	2	18	3	1	0	33
00	Hill, Kasey		2	3	1	1	1	2	0	1	1	3	6	2	2	1	19
10	Finney-Smith, Dorian		2	8	1	4	1	4	7	4	11	2	6	3	3	0	31
25	Walker, DeVon		1	3	1	3	0	0	0	0	0	1	3	1	0	0	5
TEAM								1		2							
Totals		23	61	10	28	12	18	18	24	42	18	68	15	9	4	3	200

TOTAL FG%	1st Half: 12-33 36.4%	2nd Half: 11-28 39.3%	Game: 37.7%	DEADBALL
3-Pt. FG%	1st Half: 6-17 35.3%	2nd Half: 4-11 36.4%	Game: 35.7%	REBOUNDS
F Throw %	1st Half: 3-6 50.0%	2nd Half: 9-12 75.0%	Game: 66.7%	2

Alabama, 8-10, 2-3		tot-fg		3-pt		rebounds		pf		tp		a to blk		s min			
##	Player	fg	fga	fg	fga	ft	fta	of	de	tot	pf	tp	a	to	blk	s	min
11	Hale, Shannon	f	3	8	0	2	4	5	2	2	4	2	10	0	1	0	25
04	Engstrom, Carl	c	1	2	0	0	0	0	1	4	5	1	2	0	0	1	17
00	Key, Algje	g	1	7	0	0	0	1	3	4	7	3	2	3	0	0	32
12	Releford, Trevor	g	5	12	1	4	3	5	0	3	3	2	14	4	1	0	24
21	Cooper, Rodney	g	3	12	1	5	2	2	1	4	5	3	9	1	3	1	30
10	Taylor, Jimmie		1	4	0	0	0	0	3	1	4	1	2	0	1	2	15
15	Jacobs, Nick		5	7	0	0	2	3	0	1	1	1	12	1	0	0	17
20	Randolph, Levi		3	5	0	1	5	6	2	2	4	4	11	1	1	0	24
35	Slaughter, Dakota		0	0	0	0	0	0	0	0	0	0	0	0	0	0	0+
TEAM								3		6							
Totals		22	57	2	12	16	22	15	24	39	17	62	10	7	4	6	200

TOTAL FG%	1st Half: 10-27 37.0%	2nd Half: 12-30 40.0%	Game: 38.6%	DEADBALL
3-Pt. FG%	1st Half: 1-5 20.0%	2nd Half: 1-7 14.3%	Game: 16.7%	REBOUNDS
F Throw %	1st Half: 5-9 55.6%	2nd Half: 11-13 84.6%	Game: 72.7%	2

Officials: Leslie Jones, Roger Ayers, Jim Burr
 Technical fouls: Florida-None. Alabama-None.
 Attendance: 11892

Score by Periods	1st	2nd	Total
Florida	33	35	68
Alabama	26	36	62

Florida 67, Tennessee 41

January 25, 2014 • 4 p.m. • Stephen C. O'Connell Center • Gainesville, Fla.

Tennessee, 12-7, 3-3 SEC		tot-fg		3-pt		rebounds		pf		tp		a to blk		s min			
##	Player	fg	fga	fg	fga	ft	fta	of	de	tot	pf	tp	a	to	blk	s	min
05	Stokes, Jamell	f	6	9	0	0	4	8	6	4	10	4	16	2	4	0	30
34	Maymon, Jeronne	f	4	8	0	0	0	4	3	7	2	8	0	2	0	0	29
01	Richardson, Josh	g	0	7	0	4	0	0	2	1	3	3	0	0	0	0	23
02	Barton, Antonio	g	1	7	0	3	0	0	1	2	3	2	5	0	1	0	24
52	McRae, Jordan	g	1	15	1	6	2	2	1	6	7	2	5	1	0	0	30
04	Moore, Armani		1	1	0	0	4	4	0	1	1	1	6	1	0	0	18
10	Ndiaye, Rawane		0	0	0	0	0	0	1	0	1	0	0	0	1	0	6
15	Thompson, Darius		1	3	0	2	0	0	3	3	0	2	1	0	1	0	17
23	Reese, Derek		0	3	0	2	0	0	0	1	1	0	0	0	1	0	7
24	Lopez, Brandon		0	0	0	0	0	0	0	0	0	0	0	0	0	0	5
31	Chievous, Quinton		0	0	0	0	0	0	1	1	2	0	1	0	0	0	5
32	Edwards, D'Montre		1	3	0	2	0	0	2	2	2	2	0	1	0	0	6
TEAM								1		2							
Totals		15	56	1	19	10	14	16	24	40	19	41	6	13	1	200	

TOTAL FG%	1st Half: 7-26 26.9%	2nd Half: 8-30 26.7%	Game: 26.8%	DEADBALL
3-Pt. FG%	1st Half: 1-8 12.5%	2nd Half: 0-11 0.0%	Game: 5.3%	REBOUNDS
F Throw %	1st Half: 4-7 57.1%	2nd Half: 6-7 85.7%	Game: 71.4%	1

Florida, 17-2, 6-0 SEC		tot-fg		3-pt		rebounds		pf		tp		a to blk		s min			
##	Player	fg	fga	fg	fga	ft	fta	of	de	tot	pf	tp	a	to	blk	s	min
15	Yeguede, Will	f	2	7	0	1	0	0	0	4	4	3	4	1	0	0	23
24	Prather, Casey	f	5	7	0	0	2	3	0	3	3	4	12	0	1	0	

2013-14 Box Scores

Florida 69, Texas A&M 36

February 1, 2014 • 4 p.m. • Stephen C. O'Connell Center • Gainesville, Fla.

Texas A&M, 12-9, 3-5 SEC		tot-fg		3-pt		rebounds		pf		tp		a		to blk		s		min	
##	Player	fg	fga	fg	fga	ft	fta	of	de	tot	pf	tp	a	to	blk	s	min		
14	Roberson, Kourtney	f	3	7	0	0	1	2	3	4	7	3	7	0	0	0	16		
24	Space, Antwan	f	1	3	1	2	0	0	3	3	3	3	3	0	1	0	20		
02	Smith, Shawn	g	1	7	0	2	1	2	0	1	1	1	3	0	1	0	27		
05	Green, Jordan	g	0	2	0	1	0	0	1	1	2	1	0	1	1	0	19		
21	Caruso, Alex	g	1	3	0	0	0	1	1	2	3	5	2	3	3	0	24		
04	Miller, Tavario	g	2	4	0	0	0	0	2	2	4	4	0	0	0	1	13		
10	McDonald, Blake	g	0	0	0	0	0	0	0	0	0	0	0	1	0	0	5		
12	Harris, Fabyon	g	1	5	1	3	0	1	0	1	2	3	0	1	0	0	24		
15	Fitzgerald, Davonte	g	2	9	1	6	0	0	0	4	4	3	5	0	1	1	15		
23	Jones, Jamal	g	2	11	1	6	2	2	2	2	0	7	1	1	0	0	24		
25	Dobbins, Kyle	g	0	1	0	0	0	0	0	0	0	0	0	0	0	0	1		
34	Thomas, Payton	g	0	0	0	0	0	0	0	0	0	0	0	0	0	0	0+		
45	Johns, Dylan	g	1	2	0	0	0	1	0	0	0	2	0	1	0	0	12		
TEAM								2		2									
Totals		14 54		4 20		4 9		5 22 27		22 36		6 10 1		3 200					

TOTAL FG%	1st Half: 7-23 30.4%	2nd Half: 7-31 22.6%	Game: 25.9%	DEADBALL
3-Pt. FG%	1st Half: 2-7 28.6%	2nd Half: 2-13 15.4%	Game: 20.0%	REBOUNDS
FThrow %	1st Half: 1-4 25.0%	2nd Half: 3-5 60.0%	Game: 44.4%	0

Florida, 19-2, 8-0 SEC		tot-fg		3-pt		rebounds		pf		tp		a		to blk		s		min	
##	Player	fg	fga	fg	fga	ft	fta	of	de	tot	pf	tp	a	to	blk	s	min		
15	Yeguete, Will	f	2	5	0	1	1	2	3	7	10	1	5	0	2	0	1	23	
04	Young, Patric	c	2	2	0	0	5	8	4	10	14	2	9	0	2	2	0	23	
00	Hill, Kasey	g	1	5	0	1	2	5	0	3	3	5	4	2	2	0	2	25	
05	Wilbekin, Scottie	g	3	8	2	6	0	0	4	4	8	2	8	2	1	0	0	29	
20	Frazier, Michael	g	6	15	3	11	6	8	4	4	8	1	21	2	1	0	1	33	
10	Finney-Smith, Dorian	g	4	12	0	4	3	4	3	6	9	1	11	3	1	2	1	31	
11	Edwards, Lexx	g	0	0	0	0	0	0	1	1	0	0	0	0	0	0	0	3	
24	Prather, Casey	g	3	5	0	0	1	2	0	1	1	1	7	1	2	0	0	21	
30	Kurtz, Jacob	g	2	2	0	0	0	0	1	1	0	4	1	1	0	0	0	6	
42	Donovan, Billy	g	0	2	0	2	0	0	0	2	2	0	0	0	0	0	0	6	
TEAM								3		1		4							
Totals		23 56		5 25		18 29		17 40 57		13 69		11 12 4		5 200					

TOTAL FG%	1st Half: 12-30 40.0%	2nd Half: 11-26 42.3%	Game: 41.1%	DEADBALL
3-Pt. FG%	1st Half: 1-12 8.3%	2nd Half: 4-13 30.8%	Game: 20.0%	REBOUNDS
FThrow %	1st Half: 9-12 75.0%	2nd Half: 9-17 52.9%	Game: 62.1%	5

Officials: Doug Shows, Glenn Tuit, James Barker
 Technical fouls: Texas A&M-None. Florida-None.
 Attendance: 12426

Score by Periods	1st	2nd	Total
Texas A&M	17	19	36
Florida	34	35	69

Florida 78, Alabama 69

February 8, 2014 • Noon • Stephen C. O'Connell Center • Gainesville, Fla.

Alabama, 9-14, 3-7 SEC		tot-fg		3-pt		rebounds		pf		tp		a		to blk		s		min	
##	Player	fg	fga	fg	fga	ft	fta	of	de	tot	pf	tp	a	to	blk	s	min		
11	Hale, Shannon	f	1	2	0	0	4	5	0	2	2	2	6	2	2	0	2	21	
15	Jacobs, Nick	f	2	4	0	0	1	2	0	2	2	3	5	0	0	0	0	16	
00	Key, Algje	g	3	4	0	0	0	0	1	1	2	5	6	3	6	0	0	26	
12	Releford, Trevor	g	7	10	4	6	7	7	0	2	2	1	25	4	4	0	4	33	
21	Cooper, Rodney	g	3	7	1	4	0	0	1	5	6	1	7	1	0	1	0	34	
04	Engstrom, Carl	g	0	0	0	0	0	0	0	0	0	1	0	0	0	0	0	3	
10	Taylor, Jimmie	g	3	3	0	0	0	0	1	0	1	1	6	0	0	2	1	20	
20	Randolph, Levi	g	2	5	1	1	0	0	0	3	3	2	5	0	1	0	0	24	
32	Obasohan, Retin	g	1	5	0	0	7	8	0	1	1	2	9	3	1	1	1	23	
TEAM								1		1		2							
Totals		22 40		6 11		19 22		4 16 20		18 69		13 16 4		8 200					

TOTAL FG%	1st Half: 14-23 60.9%	2nd Half: 8-17 47.1%	Game: 55.0%	DEADBALL
3-Pt. FG%	1st Half: 5-7 71.4%	2nd Half: 1-4 25.0%	Game: 54.5%	REBOUNDS
FThrow %	1st Half: 3-3 100%	2nd Half: 16-19 84.2%	Game: 86.4%	1

Florida, 21-2, 10-0 SEC		tot-fg		3-pt		rebounds		pf		tp		a		to blk		s		min	
##	Player	fg	fga	fg	fga	ft	fta	of	de	tot	pf	tp	a	to	blk	s	min		
15	Yeguete, Will	f	6	8	0	0	0	0	1	2	3	4	12	4	2	0	2	25	
24	Prather, Casey	f	7	11	0	0	1	1	3	3	6	3	15	3	0	0	0	33	
04	Young, Patric	c	4	4	0	0	3	5	1	1	2	3	11	1	1	2	0	30	
05	Wilbekin, Scottie	g	5	7	3	5	3	6	0	4	4	1	16	3	3	0	1	31	
20	Frazier, Michael	g	5	10	3	8	1	2	0	2	2	2	14	3	3	1	1	34	
00	Hill, Kasey	g	1	3	0	2	0	0	0	1	1	1	2	3	3	0	0	19	
10	Finney-Smith, Dorian	g	1	4	0	2	2	2	1	2	3	4	4	5	1	1	0	21	
23	Walker, Chris	g	2	3	0	0	0	0	0	1	1	2	4	0	0	0	0	4	
25	Walker, DeVon	g	0	0	0	0	0	0	0	0	0	1	0	0	0	0	0	3	
TEAM								1		1									
Totals		31 50		6 17		10 16		7 16 23		21 78		22 13 4		4 200					

TOTAL FG%	1st Half: 15-23 65.2%	2nd Half: 16-27 59.3%	Game: 62.0%	DEADBALL
3-Pt. FG%	1st Half: 1-5 20.0%	2nd Half: 5-12 41.7%	Game: 35.3%	REBOUNDS
FThrow %	1st Half: 5-6 83.3%	2nd Half: 5-10 50.0%	Game: 62.5%	2

Officials: Mike Nance, Marc Ellard, Mike Thibodeaux
 Technical fouls: Alabama-None. Florida-None.
 Attendance: 12520

Score by Periods	1st	2nd	Total
Alabama	36	33	69
Florida	36	42	78

Florida 68, Missouri 58

February 4, 2013 • 9 p.m. • Stephen C. O'Connell Center • Gainesville, Fla.

Missouri, 16-6, 4-5 SEC		tot-fg		3-pt		rebounds		pf		tp		a		to blk		s		min	
##	Player	fg	fga	fg	fga	ft	fta	of	de	tot	pf	tp	a	to	blk	s	min		
03	Williams, Johnathan	f	2	3	0	0	2	4	5	0	5	4	6	0	1	0	0	22	
44	Rosburg, Ryan	f	4	5	0	0	0	2	2	5	7	3	8	0	3	0	0	32	
05	Clarkson, Jordan	g	5	14	2	5	2	2	0	2	2	4	14	1	1	0	0	36	
32	Brown, Jabari	g	5	13	3	7	2	2	1	1	2	1	15	6	0	0	2	38	
33	Ross, Earnest	g	1	8	1	5	0	0	0	4	4	1	3	0	2	0	0	26	
01	Clark, Wes	g	2	6	2	4	0	0	1	2	3	4	6	2	2	0	2	18	
02	Criswell, Tony	g	0	1	0	0	0	2	2	1	2	5	2	1	1	0	0	11	
04	Haith, Corey	g	0	0	0	0	0	0	0	0	0	0	0	0	0	0	0	0+	
11	Rector, Shane	g	0	0	0	0	0	0	0	0	0	2	0	0	0	0	0	3	
24	Jones, Torren	g	2	3	0	0	0	0	2	1	3	2	4	0	2	0	0	14	
TEAM								1		3		4							
Totals		21 53		8 21		8 12		13 19 32		26 58		10 12 0		4 200					

TOTAL FG%	1st Half: 10-23 43.5%	2nd Half: 11-30 36.7%	Game: 39.6%	DEADBALL
3-Pt. FG%	1st Half: 4-8 50.0%	2nd Half: 4-13 30.8%	Game: 3	

2013-14 Box SCORES

Florida 69, Kentucky 59

February 15, 2014 • 9 p.m. • Rupp Arena • Lexington, Ky.

Florida, 23-2, 12-0		tot-fg		3-pt		rebounds		pf		tp		a to blk		s min			
#	Player	fg	fga	fg	fga	ft	fta	of	de	tot	pf	tp	a	to	blk	s	min
15	Yeguete, Will	f	0	1	0	1	2	0	4	4	3	1	2	0	0	2	25
24	Prather, Casey	f	8	9	0	0	8	12	1	3	4	1	24	1	2	0	4
04	Young, Patric	c	4	11	0	0	2	2	4	1	5	3	10	0	1	0	26
05	Wilbekin, Scottie	g	5	10	2	3	11	12	0	3	3	1	23	2	0	0	36
20	Frazier, Michael	g	1	5	1	4	0	0	0	4	4	1	3	1	0	0	32
00	Hill, Kasey	g	0	1	0	1	0	0	1	0	1	0	1	1	0	0	14
10	Finney-Smith, Dorian	g	4	10	0	3	0	0	3	2	5	3	8	1	0	0	27
23	Walker, Chris	g	0	1	0	0	0	0	0	0	0	1	0	0	0	1	2
25	Walker, DeVon	g	0	2	0	1	0	0	0	1	1	2	0	1	1	0	5
TEAM								1		1							
Totals		22 50		3 13		22 28		10 18 28		16 69		9 5 1 7		200			

TOTAL FG%	1st Half: 10-30 33.3%	2nd Half: 12-20 60.0%	Game: 44.0%	DEADBALL
3-Pt. FG%	1st Half: 1-9 11.1%	2nd Half: 2-4 50.0%	Game: 23.1%	REBOUNDS
FThrow %	1st Half: 7-11 63.6%	2nd Half: 15-17 88.2%	Game: 78.6%	1

Kentucky, 19-6, 9-3		tot-fg		3-pt		rebounds		pf		tp		a to blk		s min			
#	Player	fg	fga	fg	fga	ft	fta	of	de	tot	pf	tp	a	to	blk	s	min
30	Randle, Julius	f	4	7	1	1	4	6	4	9	13	3	13	2	1	0	35
44	Johnson, Dakari	c	1	2	0	0	0	1	0	2	2	3	2	0	1	0	13
01	Young, James	g	7	10	3	5	2	4	1	4	5	2	19	1	5	0	36
02	Harrison, Aaron	g	1	7	1	2	0	2	0	1	1	1	3	2	1	0	35
05	Harrison, Andrew	g	6	12	0	3	8	8	2	2	4	5	20	4	3	0	34
03	Polson, Jarrod	g	0	0	0	0	0	0	0	0	0	1	0	1	1	0	8
15	Caulley-Stein, Willie	g	1	2	0	0	0	2	0	2	2	1	2	1	0	3	17
22	Poythress, Alex	g	0	2	0	1	0	0	1	1	2	1	2	1	0	0	11
25	Hawkins, Dominique	g	0	0	0	0	0	0	0	0	0	0	0	0	0	0	1
TEAM								1		2							
Totals		20 42		5 12		14 23		9 22 31		17 59		11 13 3 2		200			

TOTAL FG%	1st Half: 11-22 50.0%	2nd Half: 9-20 45.0%	Game: 47.6%	DEADBALL
3-Pt. FG%	1st Half: 2-5 40.0%	2nd Half: 3-7 42.9%	Game: 41.7%	REBOUNDS
FThrow %	1st Half: 7-11 63.6%	2nd Half: 7-12 58.3%	Game: 60.9%	4,1

Officials: Antinio Petty, Michael Stephens, Doug Simmons
 Technical fouls: Florida-None. Kentucky-TEAM.
 Attendance: 24425

Score by Periods	1st	2nd	Total
Florida	28	41	69
Kentucky	31	28	59

Florida 71, Auburn 66

February 19, 2014 • 7 p.m. • Stephen C. O'Connell Center • Gainesville, Fla.

Auburn, 12-12, 4-9 SEC		tot-fg		3-pt		rebounds		pf		tp		a to blk		s min			
#	Player	fg	fga	fg	fga	ft	fta	of	de	tot	pf	tp	a	to	blk	s	min
02	Payne, Allen	f	3	6	2	3	0	0	0	1	1	5	8	1	3	0	35
00	Dixon-Tatum, Asaughn	c	1	1	0	0	0	0	0	0	0	2	5	7	2	5	0
01	Harrell, KT	g	4	11	2	5	4	5	1	5	6	3	14	4	3	0	38
03	Denson, Chris	g	5	11	0	1	5	8	0	3	3	3	15	5	0	0	36
13	Shamsid-Deen, Tahj	g	6	11	5	8	0	0	0	1	1	2	17	1	1	0	31
11	Wade, Dion	g	1	2	1	2	0	0	0	0	0	1	3	0	0	0	4
20	Thompson, Alex	g	0	0	0	0	0	0	0	0	0	2	0	0	0	0	3
21	Canada, Malcolm	g	0	1	0	0	0	0	0	1	1	1	0	0	1	0	9
25	Granger, Jordan	g	0	0	0	0	0	0	0	0	0	0	0	0	0	0	4
41	Atewe, Matthew	g	2	3	0	0	0	0	1	0	1	3	4	0	0	0	15
TEAM								2		2							
Totals		22 46		10 19		12 17		4 18 22		22 66		11 9 2 4		200			

TOTAL FG%	1st Half: 13-23 56.5%	2nd Half: 9-23 39.1%	Game: 47.8%	DEADBALL
3-Pt. FG%	1st Half: 6-9 66.7%	2nd Half: 4-10 40.0%	Game: 52.6%	REBOUNDS
FThrow %	1st Half: 6-6 100%	2nd Half: 6-11 54.5%	Game: 70.6%	1

Florida, 24-2, 13-0 SEC		tot-fg		3-pt		rebounds		pf		tp		a to blk		s min			
#	Player	fg	fga	fg	fga	ft	fta	of	de	tot	pf	tp	a	to	blk	s	min
15	Yeguete, Will	f	0	2	0	0	5	6	4	4	8	3	5	2	1	0	24
24	Prather, Casey	f	6	8	0	0	4	5	3	6	9	1	16	2	4	0	31
04	Young, Patric	c	5	7	0	0	7	9	2	5	7	3	17	3	0	2	30
05	Wilbekin, Scottie	g	4	14	3	8	4	4	0	1	1	3	15	4	1	0	35
20	Frazier, Michael	g	3	10	3	9	0	0	0	3	3	2	9	0	1	0	33
10	Finney-Smith, Dorian	g	0	5	0	4	3	4	1	1	2	2	3	1	2	0	24
23	Walker, Chris	g	0	1	0	0	0	0	0	0	0	0	0	0	0	1	4
25	Walker, DeVon	g	2	3	2	3	0	0	0	1	1	2	6	2	0	0	14
30	Kurtz, Jacob	g	0	0	0	0	0	0	0	0	0	1	0	0	0	0	5
TEAM								2		3		5					
Totals		20 50		8 24		23 28		12 24 36		17 71		14 9 3 3		200			

TOTAL FG%	1st Half: 10-29 34.5%	2nd Half: 10-21 47.6%	Game: 40.0%	DEADBALL
3-Pt. FG%	1st Half: 6-14 42.9%	2nd Half: 2-10 20.0%	Game: 33.3%	REBOUNDS
FThrow %	1st Half: 4-6 66.7%	2nd Half: 19-22 86.4%	Game: 82.1%	5

Officials: Ron Groover, Keith Kimble, Jamie Luckie
 Technical fouls: Auburn-None. Florida-None.
 Attendance: 12414

Score by Periods	1st	2nd	Total
Auburn	38	28	66
Florida	30	41	71

Florida 75, Ole Miss 71

February 22, 2014 • Noon • Tad Smith Coliseum • Oxford, Miss.

Florida, 25-2, 14-0 SEC		tot-fg		3-pt		rebounds		pf		tp		a to blk		s min			
#	Player	fg	fga	fg	fga	ft	fta	of	de	tot	pf	tp	a	to	blk	s	min
15	Yeguete, Will	f	2	3	0	1	3	4	2	3	5	3	7	1	1	0	26
24	Prather, Casey	f	3	10	0	1	1	2	2	3	5	2	7	2	3	0	27
04	Young, Patric	c	4	5	0	0	4	4	1	4	5	2	12	1	1	0	29
05	Wilbekin, Scottie	g	6	12	4	10	2	2	0	2	2	3	18	7	5	0	38
20	Frazier, Michael	g	5	12	5	10	2	2	1	2	3	2	17	2	3	0	29
10	Finney-Smith, Dorian	g	1	5	1	5	2	2	2	3	5	0	5	4	1	1	28
23	Walker, Chris	g	1	1	0	0	0	1	1	0	1	0	2	0	0	0	6
25	Walker, DeVon	g	2	6	2	6	1	2	1	0	1	0	7	1	0	0	2
30	Kurtz, Jacob	g	0	0	0	0	0	0	0	0	0	0	1	0	0	0	2
TEAM								5		2		7					
Totals		24 54		12 33		15 19		15 19 34		12 75		19 14 1 4		200			

TOTAL FG%	1st Half: 14-27 51.9%	2nd Half: 10-27 37.0%	Game: 44.4%	DEADBALL
3-Pt. FG%	1st Half: 8-16 50.0%	2nd Half: 4-17 23.5%	Game: 36.4%	REBOUNDS
FThrow %	1st Half: 6-9 66.7%	2nd Half: 9-10 90.0%	Game: 78.9%	2

Ole Miss, 16-11, 7-7 SEC		tot-fg		3-pt		rebounds		pf		tp		a to blk		s min			
#	Player	fg	fga	fg	fga	ft	fta	of	de	tot	pf	tp	a	to	blk	s	min
13	Perez, Anthony	f	4	9	0	3	2	2	2	1	3	2	10	2	5	0	35
34	Jones, Aaron	f	3	8	0	1	0	0	6	3	9	2	6	0	0	3	36
23	Coleby, Dwight	c	2	3	0	0	2	2	0	1	1	1	6	4	0	0	22
22	Henderson, Marshall	g	7	20	5	16	3	3	0	1	1	2	22	1	2	0	37
32	Summers, Jarvis	g	8	12	2	3	2	4	1	2	3	2	20	4	4	0	31
01	Newby, Martavious	g	2	3													

2013-14 Box Scores

Florida 79, LSU 61

March 1, 2014 • 4 p.m. • Stephen C. O'Connell Center • Gainesville, Fla.

LSU, 17-11, 8-8 SEC		tot-fg		3-pt		rebounds		pf		tp		a		blk		s		min	
#	Player	fg	fga	fg	fga	ft	fta	of	de	tot	pf	tp	a	to	blk	s	min		
02	O'Bryant III, Johnny	f	6	14	0	0	6	5	2	7	0	18	2	4	1	0	36		
05	Coleman, Shavon	f	1	4	1	2	0	0	1	1	2	0	3	2	3	0	28		
12	Martin, Jarell	f	4	9	2	5	2	4	1	5	6	3	12	2	3	0	1	30	
25	Mickey, Jordan	f	7	13	0	0	0	2	8	10	2	14	0	1	2	0	30		
01	Hickey, Anthony	g	4	9	4	9	0	0	1	2	3	2	12	1	2	0	1	36	
10	Stringer, Andre	g	1	7	0	4	0	0	2	2	2	0	2	4	1	0	1	29	
22	Malone, Darcy	g	0	0	0	0	0	0	0	0	0	0	0	0	0	0	0	1	
31	Odo, John	g	0	1	0	0	0	0	0	0	0	1	0	0	0	0	1	4	
55	Quarterman, Tim	g	0	3	0	1	0	0	1	2	3	0	0	1	1	0	0	6	
TEAM								1		1									
Totals		23 60		7 21		8 10		12 22 34		8 61		12 15 3		6 200					

TOTAL FG%	1st Half: 9-28 32.1%	2nd Half: 14-32 43.8%	Game: 38.3%	DEADBALL
3-Pt. FG%	1st Half: 4-11 36.4%	2nd Half: 3-10 30.0%	Game: 33.3%	REBOUNDS
FThrow %	1st Half: 3-3 100%	2nd Half: 5-7 71.4%	Game: 80.0%	1

Florida, 27-2, 16-0 SEC		tot-fg		3-pt		rebounds		pf		tp		a		blk		s		min	
#	Player	fg	fga	fg	fga	ft	fta	of	de	tot	pf	tp	a	to	blk	s	min		
15	Yeguede, Will	f	2	4	0	1	0	0	0	5	5	3	4	2	1	0	1	22	
24	Prather, Casey	f	6	7	0	0	2	2	1	1	2	1	14	0	2	1	1	23	
04	Young, Patric	c	4	7	0	0	0	0	1	5	6	3	8	1	3	0	0	24	
05	Wilbekin, Scottie	g	4	8	3	5	0	0	2	2	2	2	11	4	2	0	2	29	
20	Frazier, Michael	g	5	8	4	6	0	0	0	3	3	2	14	4	1	0	1	33	
00	Hill, Kasey	g	2	4	0	0	0	0	1	1	2	4	5	2	0	2	2	21	
10	Finney-Smith, Dorian	g	5	10	4	8	2	4	0	2	2	0	16	2	0	0	0	18	
23	Walker, Chris	g	1	3	0	0	0	0	1	6	6	0	2	0	0	2	1	14	
25	Walker, DeVon	g	2	3	2	3	0	0	0	0	0	0	6	0	2	0	1	11	
30	Kurtz, Jacob	g	0	0	0	0	0	0	0	0	0	0	0	0	0	0	0	3	
42	Donovan, Billy	g	0	0	0	0	0	0	0	0	0	1	0	0	0	0	0	2	
TEAM								1		1									
Totals		31 54		13 23		4 7		3 26 29		14 79		18 13 3		9 200					

TOTAL FG%	1st Half: 15-27 55.6%	2nd Half: 16-27 59.3%	Game: 57.4%	DEADBALL
3-Pt. FG%	1st Half: 9-14 64.3%	2nd Half: 4-9 44.4%	Game: 56.5%	REBOUNDS
FThrow %	1st Half: 2-5 40.0%	2nd Half: 2-2 100%	Game: 57.1%	1

Officials: Antinio Petty, John Hampton, Jim Burr
 Technical fouls: LSU-None. Florida-None.
 Attendance: 12589

Score by Periods	1st	2nd	Total
LSU	25	36	61
Florida	41	38	79

Florida 84, Kentucky 65

March 8, 2014 • Noon • Stephen C. O'Connell Center • Gainesville, Fla.

Kentucky, 22-9, 12-6 SEC		tot-fg		3-pt		rebounds		pf		tp		a		blk		s		min	
#	Player	fg	fga	fg	fga	ft	fta	of	de	tot	pf	tp	a	to	blk	s	min		
15	Caulley-Stein, Willie	f	2	3	0	0	0	2	1	3	3	4	0	3	1	2	22		
30	Randle, Julius	f	7	11	0	0	2	5	2	8	10	3	16	1	1	0	31		
01	Young, James	g	3	6	3	4	5	7	0	3	3	3	14	0	2	0	1	35	
02	Harrison, Aaron	g	3	7	1	3	3	4	0	2	2	4	10	2	3	0	0	32	
05	Harrison, Andrew	g	3	14	0	1	2	2	0	2	2	3	8	5	2	0	3	29	
03	Polson, Jarrod	g	0	1	0	0	0	0	0	0	2	0	1	1	0	0	7		
22	Poythress, Alex	g	2	5	0	2	0	0	0	1	1	3	4	0	0	0	1	24	
44	Johnson, Dakari	g	3	4	0	0	3	7	2	3	5	1	9	1	2	0	0	20	
TEAM								1		1									
Totals		23 51		4 10		15 25		6 21 27		22 65		10 14 1		7 200					

TOTAL FG%	1st Half: 8-23 34.8%	2nd Half: 15-28 53.6%	Game: 45.1%	DEADBALL
3-Pt. FG%	1st Half: 3-6 50.0%	2nd Half: 1-4 25.0%	Game: 40.0%	REBOUNDS
FThrow %	1st Half: 9-15 60.0%	2nd Half: 6-10 60.0%	Game: 60.0%	3

Florida, 29-2, 18-0 SEC		tot-fg		3-pt		rebounds		pf		tp		a		blk		s		min	
#	Player	fg	fga	fg	fga	ft	fta	of	de	tot	pf	tp	a	to	blk	s	min		
15	Yeguede, Will	f	2	4	0	0	1	2	0	7	7	2	5	1	0	0	0	24	
24	Prather, Casey	f	5	5	0	0	5	9	1	2	3	2	15	2	0	0	1	29	
04	Young, Patric	c	8	13	0	0	2	4	0	7	7	4	18	0	2	1	0	25	
05	Wilbekin, Scottie	g	4	7	2	2	3	4	0	3	3	13	4	1	0	0	28		
20	Frazier, Michael	g	3	8	3	7	0	0	0	0	0	9	2	2	0	2	31		
00	Hill, Kasey	g	1	1	0	0	0	6	0	1	1	4	8	7	1	0	21		
10	Finney-Smith, Dorian	g	3	6	3	4	2	2	1	5	6	0	11	4	2	2	2	26	
11	Edwards, Lexx	g	0	0	0	0	0	0	0	0	0	0	0	0	0	0	0	0	
23	Walker, Chris	g	1	1	0	0	0	0	0	1	1	2	2	0	0	0	0	5	
25	Walker, DeVon	g	1	2	1	2	0	2	2	2	2	3	0	0	1	0	9		
30	Kurtz, Jacob	g	0	0	0	0	0	0	0	0	0	0	0	0	0	0	1		
42	Donovan, Billy	g	0	0	0	0	0	0	0	0	0	0	0	0	0	0	0	1	
TEAM								1		1									
Totals		28 47		9 15		19 29		3 29 32		19 84		20 10 4		6 200					

TOTAL FG%	1st Half: 16-26 61.5%	2nd Half: 12-21 57.1%	Game: 59.6%	DEADBALL
3-Pt. FG%	1st Half: 7-12 58.3%	2nd Half: 2-3 66.7%	Game: 60.0%	REBOUNDS
FThrow %	1st Half: 10-14 71.4%	2nd Half: 9-15 60.0%	Game: 65.5%	5

Officials: Tony Greene, Lee Cassell, Ron Groover
 Technical fouls: Kentucky-None. Florida-None.
 Attendance: 12604

Score by Periods	1st	2nd	Total
Kentucky	28	37	65
Florida	49	35	84

Florida 72, South Carolina 46

March 4, 2014 • 7 p.m. • Colonial Life Arena • Columbia, S.C.

Florida, 28-2, 17-0 SEC		tot-fg		3-pt		rebounds		pf		tp		a		blk		s		min	
#	Player	fg	fga	fg	fga	ft	fta	of	de	tot	pf	tp	a	to	blk	s	min		
15	Yeguede, Will	f	0	5	0	0	4	4	2	3	5	2	4	2	0	1	21		
24	Prather, Casey	f	3	3	0	0	1	2	3	2	5	3	7	1	2	0	4	22	
04	Young, Patric	c	3	6	0	0	3	5	1	1	2	2	9	1	2	1	2	24	
05	Wilbekin, Scottie	g	1	7	0	6	0	0	0	3	3	0	2	4	3	0	2	32	
20	Frazier, Michael	g	12	21	11	18	2	2	1	2	3	4	37	1	1	0	4	31	
00	Hill, Kasey	g	2	5	0	1	0	4	1	2	3	1	4	0	1	0	4	22	
10	Finney-Smith, Dorian	g	1	4	0	2	1	2	2	4	6	2	3	5	1	2	0	25	
11	Edwards, Lexx	g	0	0	0	0	0	0	0	0	0	0	0	0	0	0	0	1	
23	Walker, Chris	g	2	3	0	0	0	0	2	2	2	2	4	1	0	0	0	7	
25	Walker, DeVon	g	0	3	0	3	0	0	0	1	1	1	0	1	1	0	0	11	
30	Kurtz, Jacob	g	1	1	0	0	0	0	1	0	1	0	2	0	0	0	0	2	
42	Donovan, Billy	g	0	1	0	1	0	0	0	1	1	0	0	0	1	0	0	2	
TEAM								3		3									
Totals		25 59		11 31		11 19		16 22 38		17 72		16 12 4		17 200					

TOTAL FG%</

2013-14 Box SCORES

Florida 56, Tennessee 49

March 15, 2014 • 1 p.m. • Georgia Dome • Atlanta, Ga.

Tennessee, 21-12		tot-fg		3-pt		rebounds												
##	Player	fg	fga	fg	fga	ft	fta	of	de	tot	pf	tp	a	to	blk	s	min	
05	Stokes, Jarnell	f	4	9	0	0	5	6	3	4	7	2	13	1	4	1	0	37
34	Maymon, Jeronne	f	3	5	0	0	4	5	3	6	9	5	10	0	2	0	0	27
01	Richardson, Josh	g	2	5	0	2	0	0	0	0	0	3	4	1	2	0	2	30
02	Barton, Antonio	g	1	5	0	2	0	0	3	3	2	2	3	1	0	2	31	
52	McRae, Jordan	g	7	15	1	5	0	0	0	3	3	2	15	0	4	2	1	35
04	Moore, Armani	g	1	5	0	2	0	0	1	3	4	2	2	0	0	1	23	
15	Thompson, Darius	g	0	0	0	0	0	0	1	1	0	0	2	1	0	1	9	
23	Reese, Derek	g	1	2	1	2	0	0	0	1	1	2	3	0	1	0	8	
TEAM																		
Totals.....		19	46	2	13	9	11	8	22	30	18	49	7	16	4	7	200	

TOTAL FG%	1st Half: 14-26 53.8%	2nd Half: 5-20 25.0%	Game: 41.3%	DEADBALL
3-Pt. FG%	1st Half: 1-6 16.7%	2nd Half: 1-7 14.3%	Game: 15.4%	REBOUNDS
FThrow %	1st Half: 6-7 85.7%	2nd Half: 3-4 75.0%	Game: 81.8%	1,1

Florida, 31-2		tot-fg		3-pt		rebounds												
##	Player	fg	fga	fg	fga	ft	fta	of	de	tot	pf	tp	a	to	blk	s	min	
15	Yeguete, Will	f	1	1	0	0	0	1	3	4	4	2	0	2	0	0	22	
24	Prather, Casey	f	5	7	0	0	2	4	0	1	1	2	12	5	4	0	1	33
04	Young, Patric	c	6	11	0	0	4	4	1	7	8	2	16	0	0	0	31	
05	Wilbekin, Scottie	g	5	12	3	7	1	2	0	1	1	2	14	1	3	0	4	37
20	Frazier, Michael	g	2	6	1	2	2	3	1	3	4	1	7	0	1	0	4	30
00	Hill, Kasey	g	2	4	0	0	1	2	0	1	1	0	5	0	2	0	13	
10	Finney-Smith, Dorian	g	0	2	0	2	0	2	0	2	2	5	0	1	1	0	22	
23	Walker, Chris	g	0	1	0	0	0	0	1	1	0	0	0	0	0	0	5	
25	Walker, DeVon	g	0	0	0	0	0	0	0	0	0	0	0	0	0	1	7	
TEAM																		
Totals		21	44	4	11	10	17	4	20	24	16	56	7	13	1	9	200	

TOTAL FG%	1st Half: 12-22 54.5%	2nd Half: 9-22 40.9%	Game: 47.7%	DEADBALL
3-Pt. FG%	1st Half: 3-5 60.0%	2nd Half: 1-6 16.7%	Game: 36.4%	REBOUNDS
FThrow %	1st Half: 1-3 33.3%	2nd Half: 9-14 64.3%	Game: 58.8%	3

Officials: Doug Shows, Pat Adams, Joe Lindsay
 Technical fouls: Tennessee-Maymon, Jeronne; Moore, Armani. Florida-Prather, Casey
 Attendance: 20330

Score by Periods	1st	2nd	Total
Tennessee	35	14	49
Florida	28	28	56

Florida 61, Kentucky 60

March 16, 2014 • 3:15 p.m. • Georgia Dome • Atlanta, Ga.

Kentucky, 24-10		tot-fg		3-pt		rebounds											
##	Player	fg	fga	fg	fga	ft	fta	of	de	tot	pf	tp	a	to	blk	s	min
30	Randle, Julius	f	1	7	0	1	2	4	2	5	7	2	4	1	2	1	29
44	Johnson, Dakari	c	0	4	0	0	0	0	4	1	5	3	0	1	1	0	9
01	Young, James	g	3	8	1	2	6	7	0	4	4	4	13	2	2	0	30
02	Harrison, Aaron	g	6	17	2	7	2	2	1	2	0	16	2	1	0	0	40
05	Harrison, Andrew	g	1	5	0	1	8	8	0	4	4	4	10	2	3	0	37
00	Lee, Marcus	g	0	0	0	0	0	0	0	0	0	1	0	0	1	0	2
03	Polson, Jarrod	g	0	0	0	0	0	0	0	0	0	1	0	0	0	0	3
15	Cauley-Stein, Willie	g	4	6	0	0	2	4	3	8	11	2	10	1	0	5	34
22	Poythress, Alex	g	3	4	0	0	1	1	1	2	2	7	0	2	1	1	13
25	Hawkins, Dominique	g	0	0	0	0	0	0	0	0	0	0	0	0	0	0	3
TEAM																	
Totals		18	51	3	11	21	26	12	24	36	19	60	9	12	8	4	200

TOTAL FG%	1st Half: 10-29 34.5%	2nd Half: 8-22 36.4%	Game: 35.3%	DEADBALL
3-Pt. FG%	1st Half: 0-5 0.0%	2nd Half: 3-6 50.0%	Game: 27.3%	REBOUNDS
FThrow %	1st Half: 10-14 71.4%	2nd Half: 11-12 91.7%	Game: 80.8%	1,1

Florida, 33-2		tot-fg		3-pt		rebounds												
##	Player	fg	fga	fg	fga	ft	fta	of	de	tot	pf	tp	a	to	blk	s	min	
15	Yeguete, Will	f	0	5	0	1	1	2	1	6	7	2	1	1	0	0	1	25
24	Prather, Casey	f	4	9	0	0	3	5	4	1	5	1	11	1	2	0	4	31
04	Young, Patric	c	6	9	0	0	2	4	3	2	5	4	14	0	2	3	0	21
05	Wilbekin, Scottie	g	4	11	3	8	0	3	0	3	3	1	11	6	2	0	38	
20	Frazier, Michael	g	5	8	4	6	0	0	0	5	5	3	14	0	2	0	30	
00	Hill, Kasey	g	1	2	0	0	0	0	0	0	0	4	2	3	1	0	16	
10	Finney-Smith, Dorian	g	1	5	1	3	0	1	1	5	6	4	3	1	1	0	29	
23	Walker, Chris	g	2	3	0	0	1	2	2	0	2	5	0	0	0	1	3	
25	Walker, DeVon	g	0	1	0	1	0	0	0	1	1	1	0	0	1	0	7	
TEAM																		
Totals		23	53	8	19	7	17	13	25	38	22	61	12	13	3	9	200	

TOTAL FG%	1st Half: 14-30 46.7%	2nd Half: 9-23 39.1%	Game: 43.4%	DEADBALL
3-Pt. FG%	1st Half: 6-13 46.2%	2nd Half: 2-6 33.3%	Game: 42.1%	REBOUNDS
FThrow %	1st Half: 6-13 46.2%	2nd Half: 1-4 25.0%	Game: 41.2%	2

Officials: Tony Greene, Doug Shows, Ron Groover
 Technical fouls: Kentucky-None. Florida-None.
 Attendance: 21021

Score by Periods	1st	2nd	Total
Kentucky	30	30	60
Florida	40	21	61

Florida 67, Albany 55

March 20, 2014 • 4:10 p.m. • Amway Center • Orlando, Fla.

Albany, 19-15		tot-fg		3-pt		rebounds												
##	Player	fg	fga	fg	fga	ft	fta	of	de	tot	pf	tp	a	to	blk	s	min	
14	Rowley, Sam	f	1	8	0	0	1	2	3	3	6	2	3	4	2	0	29	
20	Johnson, Gary	f	6	10	1	1	0	0	2	1	3	2	13	0	2	1	0	37
44	Puk, John	c	5	7	0	0	0	0	1	4	5	5	10	2	0	1	37	
03	Evans, DJ	g	6	12	2	5	7	8	0	7	7	3	21	0	3	0	38	
12	Hooey, Peter	g	1	10	1	5	3	4	0	2	2	2	6	3	1	0	40	
05	Haas, Anders	g	0	1	0	1	0	0	0	0	0	0	0	0	0	0	0+	
10	Rowley, Michael	g	0	0	0	0	0	0	0	0	0	0	0	0	0	0	3	
11	Devlin, Luke	g	1	2	0	0	0	0	3	3	0	2	0	0	1	0	10	
13	Williams, Reece	g	0	0	0	0	0	0	0	0	0	0	0	0	0	0	0+	
15	Egharevba, Ede	g	0	0	0	0	0	0	0	0	0	0	0	0	0	0	0+	
22	Wiegmann, Dave	g	0	0	0	0	0	0	0	0	0	0	0	0	0	0	0+	
24	Ennema, Dallas	g	0	1	0	1	0	0	1	1	1	1	0	1	1	0	6	
TEAM																		
Totals		20	51	4	13	11	14	6	21	27	15	55	10	10	2	4	200	

TOTAL FG%	1st Half: 12-26 46.2%	2nd Half: 8-25 32.0%	Game: 39.2%	DEADBALL
3-Pt. FG%	1st Half: 1-6 16.7%	2nd Half: 3-7 42.9%	Game: 30.8%	REBOUNDS
FThrow %	1st Half: 3-4 75.0%	2nd Half: 8-10 80.0%	Game: 78.6%	3

Florida, 33-2		tot-fg		3-pt		rebounds												
##	Player	fg	fga	fg	fga	ft	fta	of	de	tot	pf	tp	a	to	blk	s	min	
15	Yeguete, Will	f	1	2	0	0	0	0	1	1	1	2	1	2	0	1	17	
24	Prather, Casey	f	6	11	0	0	4	5	0	2	2	2	16	1	1	3	30	
04	Young, Patric	c	4	7	0	0	2	3	4	6	10	3	10	1	3	0	1	29
05	Wilbekin, Scottie	g	4	9	1	4	1	2	0	3	3	2	10	4	1	0	35	
20	Frazier, Michael	g	1															

2013-14 Box SCORES

Florida 79, UCLA 68

March 27, 2014 • 9:45 p.m. • FedExForum • Memphis, Tenn.

UCLA, 28-9		tot-fg		3-pt		rebounds		pf		tp		a		blk		s		min	
#	Player	fg	fga	fg	fga	ft	fta	of	de	tot	pf	tp	a	to	blk	s	min		
12	Wear, David	f	2	3	2	3	1	2	1	5	6	2	7	1	2	0	1	24	
24	Wear, Travis	f	6	12	0	3	2	2	0	2	2	3	14	1	0	2	1	30	
03	Adams, Jordan	g	7	15	1	5	2	3	2	2	4	3	17	2	0	1	2	28	
04	Powell, Norman	g	3	8	0	1	2	2	1	2	3	4	8	1	1	0	2	31	
05	Anderson, Kyle	g	4	11	0	1	3	3	2	7	9	3	11	5	3	0	2	31	
14	LaVine, Zach		2	7	0	3	1	1	0	2	2	1	5	0	1	0	0	24	
20	Alford, Bryce		1	5	0	2	0	0	0	0	0	0	2	2	0	0	0	21	
22	Allen, Noah		0	0	0	0	0	1	0	0	0	0	0	0	0	0	0	1	
23	Parker, Tony		2	3	0	0	0	1	1	2	3	3	4	0	1	1	0	10	
TEAM								1		1									
Totals		27 64		3 18		11 15		8 22 30		19 68		12 8 4		8 200					

TOTAL FG%	1st Half: 11-25 44.0%	2nd Half: 16-39 41.0%	Game: 42.2%	DEADBALL
3-Pt. FG%	1st Half: 2-6 33.3%	2nd Half: 1-12 8.3%	Game: 16.7%	REBOUNDS
FThrow %	1st Half: 6-8 75.0%	2nd Half: 5-7 71.4%	Game: 73.3%	2

Florida, 35-2		tot-fg		3-pt		rebounds		pf		tp		a		blk		s		min	
#	Player	fg	fga	fg	fga	ft	fta	of	de	tot	pf	tp	a	to	blk	s	min		
15	Yeguede, Will	f	4	5	0	0	0	0	0	7	7	1	8	1	0	0	1	19	
24	Prather, Casey	f	3	5	0	0	6	8	1	2	3	4	12	1	3	2	0	19	
04	Young, Patric	c	2	4	0	0	0	1	1	2	3	4	4	0	2	0	0	20	
05	Wilbekin, Scottie	g	5	13	2	8	1	1	0	1	1	0	13	3	0	0	1	35	
20	Frazier, Michael	g	7	13	5	8	0	0	1	5	6	1	19	3	3	0	1	36	
00	Hill, Kasey		2	4	0	0	2	2	1	5	6	1	6	10	2	0	0	28	
10	Finney-Smith, Dorian		3	8	1	4	3	4	1	5	6	2	10	4	2	1	1	30	
23	Walker, Chris		3	5	0	0	1	2	3	0	3	2	7	0	0	1	0	6	
25	Walker, DeVon		0	1	0	1	0	0	0	0	0	0	0	0	1	0	0	7	
TEAM								2		3		5							
Totals		29 58		8 21		13 18		10 30 40		15 79		22 12 5		4 200					

TOTAL FG%	1st Half: 13-31 41.9%	2nd Half: 16-27 59.3%	Game: 50.0%	DEADBALL
3-Pt. FG%	1st Half: 5-13 38.5%	2nd Half: 3-8 37.5%	Game: 38.1%	REBOUNDS
FThrow %	1st Half: 5-9 55.6%	2nd Half: 8-9 88.9%	Game: 72.2%	2,1

Officials: Leslie Jones, Terry Wymer, Lamont Simpson
 Technical fouls: UCLA-None. Florida-Prather, Casey
 Attendance: 14991

Score by Periods	1st	2nd	Total
UCLA	30	38	68
Florida	36	43	79

Florida 62, Dayton 52

March 29, 2014 • 6 p.m. • FedExForum • Memphis, Tenn.

Dayton, 26-11		tot-fg		3-pt		rebounds		pf		tp		a		blk		s		min	
#	Player	fg	fga	fg	fga	ft	fta	of	de	tot	pf	tp	a	to	blk	s	min		
05	Oliver, Devin	f	4	9	4	7	0	0	6	6	3	12	0	0	2	1	29		
21	Pierre, Dyshawn	f	7	11	2	3	2	2	1	2	3	3	18	5	2	2	0	28	
35	Kavanaugh, Matt	c	2	5	0	0	2	2	3	5	8	2	6	1	1	1	1	25	
00	Price, Khari	g	0	2	0	2	0	0	0	1	1	4	0	0	1	0	0	16	
24	Sibert, Jordan	g	0	3	0	2	0	0	0	0	0	1	0	1	0	0	1	30	
03	Davis, Kyle		1	3	1	1	0	0	0	0	0	0	3	0	0	0	0	5	
11	Smith, Scoochie		2	4	1	3	0	0	0	0	0	2	5	2	3	0	2	25	
12	Robinson, Jalen		1	1	0	0	0	0	0	0	0	2	2	0	0	0	0	8	
22	Pollard, Kendall		1	5	0	0	0	0	1	1	1	1	2	0	0	0	0	10	
23	Vonderhaar, Brian		0	0	0	0	0	0	0	0	0	0	0	0	0	0	0	0+	
40	Scott, Devon		0	0	0	0	0	0	1	1	1	1	0	1	1	0	0	7	
43	Sanford, Vee		1	5	0	0	2	4	0	1	1	0	4	1	1	0	0	17	
50	Wehri, Bobby		0	0	0	0	0	0	0	0	0	0	0	0	0	0	0	0+	
TEAM								1		4		5							
Totals		19 48		8 18		6 8		5 21 26		19 52		11 9 5		5 200					

TOTAL FG%	1st Half: 8-26 30.8%	2nd Half: 11-22 50.0%	Game: 39.6%	DEADBALL
3-Pt. FG%	1st Half: 4-10 40.0%	2nd Half: 4-8 50.0%	Game: 44.4%	REBOUNDS
FThrow %	1st Half: 4-6 66.7%	2nd Half: 2-2 100%	Game: 75.0%	1,1

Florida, 36-2		tot-fg		3-pt		rebounds		pf		tp		a		blk		s		min	
#	Player	fg	fga	fg	fga	ft	fta	of	de	tot	pf	tp	a	to	blk	s	min		
15	Yeguede, Will	f	1	4	0	1	2	3	2	5	7	2	4	2	2	1	0	25	
24	Prather, Casey	f	2	5	0	0	2	4	2	5	7	2	6	0	2	0	0	22	
04	Young, Patric	c	5	9	0	0	2	3	0	6	6	1	12	0	1	4	2	31	
05	Wilbekin, Scottie	g	6	14	3	5	8	10	0	1	1	0	23	3	0	0	3	38	
20	Frazier, Michael	g	4	8	2	5	0	0	1	1	2	2	10	0	1	0	0	34	
00	Hill, Kasey		0	2	0	0	2	2	1	2	3	2	3	1	0	0	0	13	
10	Finney-Smith, Dorian		0	4	0	3	5	6	6	3	9	0	5	2	0	0	0	26	
23	Walker, Chris		0	0	0	0	0	0	0	0	0	1	0	0	0	0	0	2	
25	Walker, DeVon		0	2	0	1	0	0	0	2	2	0	0	0	0	0	0	8	
30	Kurtz, Jacob		0	0	0	0	0	0	0	0	0	0	0	0	0	0	0	1	
TEAM								2		15		21		28		12		25 37	
Totals		18 48		5 15		21 28		12 25 37		10 62		10 7 5		5 200					

TOTAL FG%	1st Half: 13-27 48.1%	2nd Half: 5-21 23.8%	Game: 37.5%	DEADBALL
3-Pt. FG%	1st Half: 3-8 37.5%	2nd Half: 2-7 28.6%	Game: 33.3%	REBOUNDS
FThrow %	1st Half: 9-11 81.8%	2nd Half: 12-17 70.6%	Game: 75.0%	3

Officials: Michael Stuart, Doug Shows, Patrick Driscoll
 Technical fouls: Dayton-None. Florida-None.
 Attendance: 15443

Score by Periods	1st	2nd	Total
Dayton	24	28	52
Florida	38	24	62

Connecticut 63, Florida 53

April 5, 2014 • 6 p.m. • Arlington Stadium • Arlington, Texas

UConn, 31-8		tot-fg		3-pt		rebounds		pf		tp		a		blk		s		min	
#	Player	fg	fga	fg	fga	ft	fta	of	de	tot	pf	tp	a	to	blk	s	min		
00	Nolan, Phillip	f	0	1	0	0	1	2	0	1	1	4	1	0	1	1	0	15	
02	Daniels, DeAndre	f	9	14	2	5	0	0	10	10	3	20	1	5	1	1	40-		
05	Giffey, Niels	f	4	7	0	2	3	3	1	4	3	11	0	0	0	0	23		
11	Boatright, Ryan	g	5	9	1	2	2	2	0	6	6	0	13	3	1	0	1	38	
13	Napier, Shabazz	g	3	6	2	3	4	4	0	3	3	0	12	6	2	0	4	38	
03	Samuel, Terrence		2	2	0	0	0	0	1	1	0	4	1	1	0	0	18		
10	Olander, Tyler		0	1	0	0	0	0	0	0	0	2	0	0	0	0	5		
20	Kromah, Lasan		0	1	0	0	0	0	0	0	0	0	0	0	1	0	11		
35	Brimah, Amida		1	2	0	0	0	2	1	0	1	4	2	1	1	2	0	12	
TEAM								1		2		1							
Totals		24 43		5 12		10 13		5 23 28		16 63		12 13 4		6 200					

TOTAL FG%	1st Half: 10-21 47.6%	2nd Half: 14-22 63.6%	Game: 55.8%	DEADBALL
3-Pt. FG%	1st Half: 4-7 57.1%	2nd Half: 1-5 20.0%	Game: 41.7%	REBOUNDS
FThrow %	1st Half: 1-1 100%	2nd Half: 9-12 75.0%	Game: 76.9%	2

Florida, 36-3		tot-fg		3-pt		rebounds		pf		tp		a		blk		s		min	
#																			

2013-14 SEASON STATS

All Games | 36-3 Overall, 18-0 Home, 10-2 Away, 8-1 Neutral

Player	GP	GS	MIN	AVG	FG	FGA	FG%	3FG	FGA	3FG%	FT	FTA	FT%	OFF	DEF	TOT	AVG	PF	DQ	A	TO	BLK	STL	PTS	AVG
Prather, Casey	37	35	1034	27.9	190	315	.603	2	5	.400	129	190	.679	72	112	184	5.0	78	0	60	80	20	37	511	13.8
Wilbekin, Scottie	34	33	1155	34.0	140	348	.402	67	172	.390	100	138	.725	6	77	83	2.4	59	0	123	58	0	56	447	13.1
Frazier, Michael	39	34	1194	30.6	158	343	.461	118	264	.447	48	57	.842	22	115	137	3.5	62	0	43	46	7	43	482	12.4
Young, Patric	39	37	1025	26.3	171	316	.541	0	0	.000	87	146	.596	101	139	240	6.2	101	3	30	49	41	25	429	11.0
Finney-Smith, Dorian	37	2	955	25.8	105	284	.370	39	133	.293	74	115	.643	94	153	247	6.7	80	2	76	61	16	16	323	8.7
Hill, Kasey	32	8	703	22.0	57	140	.407	5	35	.143	57	86	.663	9	54	63	2.0	67	2	100	50	5	37	176	5.5
Yeguete, Will	39	39	909	23.3	65	149	.436	4	21	.190	57	86	.663	54	147	201	5.2	85	1	45	45	7	37	191	4.9
Walker, DeVon	35	7	423	12.1	25	81	.309	19	63	.302	16	24	.667	11	32	43	1.2	30	0	19	20	13	13	85	2.4
Walker, Chris	18	0	87	4.8	16	27	.593	0	0	.000	2	7	.286	10	14	24	1.3	19	0	1	2	8	2	34	1.9
Kurtz, Jacob	26	0	220	8.5	17	27	.630	0	0	.000	8	16	.500	13	25	38	1.5	14	0	7	8	1	6	42	1.6
Carter, Eli	7	0	53	7.6	1	14	.071	1	9	.111	0	2	.000	2	3	5	0.7	5	0	2	3	0	0	3	0.4
Donovan, Billy	16	0	44	2.8	0	9	.000	0	8	.000	4	4	1.000	0	4	4	0.3	7	0	3	3	0	2	4	0.3
Graham, Dillon	1	0	8	8.0	0	2	.000	0	1	.000	0	0	.000	0	0	0	0.0	0	0	0	0	0	0	0	0.0
Edwards, Lexx	11	0	15	1.4	0	1	.000	0	0	.000	0	0	.000	0	3	3	0.3	4	0	0	1	0	0	0	0.0
Team														56	57	113	2.9	0		5				0	
Total	39		7825		945	2056	.460	255	711	.359	582	871	.668	450	935	1385	35.5	611	8	509	431	118	274	2727	69.9
Opponents	39		7825		806	2004	.402	207	628	.330	434	626	.693	370	821	1191	30.5	739	17	386	526	120	219	2253	57.8

SEC Games | 18-0 Overall, 9-0 Home, 9-0 Away

Player	GP	GS	MIN	AVG	FG	FGA	FG%	3FG	FGA	3FG%	FT	FTA	FT%	OFF	DEF	TOT	AVG	PF	DQ	A	TO	BLK	STL	PTS	AVG
Frazier, Michael	18	18	559	31.1	79	182	.434	64	153	.418	24	29	.828	10	48	58	3.2	31	0	26	20	3	19	246	13.7
Wilbekin, Scottie	18	17	604	33.6	65	165	.394	35	91	.385	77	96	.802	3	38	41	2.3	30	0	69	33	0	19	242	13.4
Prather, Casey	16	14	425	26.6	77	120	.642	1	2	.500	42	68	.618	27	49	76	4.8	32	0	20	31	8	19	197	12.3
Young, Patric	18	17	462	25.7	79	137	.577	0	0	.000	40	59	.678	45	70	115	6.4	51	2	15	25	15	8	198	11.0
Finney-Smith, Dorian	18	1	472	26.2	53	141	.376	22	72	.306	33	52	.635	48	66	114	6.3	37	0	47	30	10	11	161	8.9
Yeguete, Will	18	18	421	23.4	33	67	.493	1	9	.111	32	48	.667	25	72	97	5.4	44	1	21	18	2	18	99	5.5
Hill, Kasey	15	4	343	22.9	20	56	.357	2	18	.111	24	40	.600	4	24	28	1.9	34	1	47	24	1	21	66	4.4
Walker, DeVon	17	1	200	11.8	14	43	.326	13	38	.342	3	6	.500	5	16	21	1.2	16	0	9	7	7	8	44	2.6
Walker, Chris	10	0	55	5.5	9	15	.600	0	0	.000	0	2	.000	4	12	16	1.6	12	0	1	2	6	1	18	1.8
Kurtz, Jacob	12	0	59	4.9	6	6	1.000	0	0	.000	1	3	.333	3	3	6	0.5	2	0	4	5	0	1	13	1.1
Donovan, Billy	8	0	18	2.3	0	4	.000	0	4	.000	0	0	.000	0	3	3	0.4	5	0	1	2	0	1	0	0.0
Edwards, Lexx	6	0	7	1.2	0	1	.000	0	0	.000	0	0	.000	0	1	1	0.2	0	0	0	1	0	0	0	0.0
Team														26	28	54	3.0	0		1				0	
Total	18		3625		435	937	.464	138	387	.357	276	403	.685	200	430	630	35.0	294	4	260	199	52	126	1284	71.3
Opponents	18		3625		371	919	.404	101	288	.351	205	310	.661	181	375	556	30.9	336	8	177	246	43	100	1048	58.2

SEC Tournament | 3-0 Overall

Player	GP	GS	MIN	AVG	FG	FGA	FG%	3FG	FGA	3FG%	FT	FTA	FT%	OFF	DEF	TOT	AVG	PF	DQ	A	TO	BLK	STL	PTS	AVG
Wilbekin, Scottie	3	3	105	35.0	14	33	.424	11	21	.524	1	6	.167	0	7	7	2.3	6	0	9	5	0	10	40	13.3
Young, Patric	3	3	79	26.3	16	29	.552	0	0	.000	7	14	.500	5	11	16	5.3	6	0	2	2	4	0	39	13.0
Frazier, Michael	3	3	93	31.0	12	21	.571	10	15	.667	2	3	.667	2	12	14	4.7	5	0	0	3	0	6	36	12.0
Prather, Casey	3	3	92	30.7	10	22	.455	0	0	.000	12	17	.706	5	4	9	3.0	4	0	8	9	0	5	32	10.7
Hill, Kasey	3	0	52	17.3	6	10	.600	0	1	.000	2	4	.500	0	6	6	2.0	6	0	8	5	0	2	14	4.7
Finney-Smith, Dorian	3	0	79	26.3	5	15	.333	3	9	.333	0	3	.000	4	13	17	5.7	11	1	5	4	1	0	13	4.3
Walker, Chris	3	0	14	4.7	4	7	.571	0	0	.000	1	3	.333	3	1	4	1.3	4	0	0	0	0	1	9	3.0
Yeguete, Will	3	3	64	21.3	2	10	.200	0	2	.000	2	4	.500	3	12	15	5.0	8	0	2	4	0	3	6	2.0
Walker, DeVon	3	0	19	6.3	0	4	.000	0	3	.000	0	0	.000	2	1	3	1.0	4	0	1	1	1	0	0	0.0
Donovan, Billy	1	0	1	1.0	0	0	.000	0	0	.000	0	0	.000	0	0	0	0.0	0	0	0	0	0	0	0	0.0
Kurtz, Jacob	1	0	2	2.0	0	0	.000	0	0	.000	0	0	.000	0	0	0	0.0	1	0	0	0	0	0	0	0.0
Team														3	3	6	2.0	0		2				0	
Total	3		600		69	151	.457	24	51	.471	27	54	.500	27	70	97	32.3	55	1	35	35	6	27	189	63.0
Opponents	3		600		53	141	.376	6	37	.162	46	56	.821	24	72	96	32.0	55	1	21	42	14	19	158	52.7

NCAA Tournament | 4-1 Overall

Player	GP	GS	MIN	AVG	FG	FGA	FG%	3FG	FGA	3FG%	FT	FTA	FT%	OFF	DEF	TOT	AVG	PF	DQ	A	TO	BLK	STL	PTS	AVG
Wilbekin, Scottie	5	5	174	34.8	26	60	.433	9	27	.333	10	14	.714	1	8	9	1.8	8	0	13	5	0	8	71	14.2
Prather, Casey	5	5	133	26.6	20	37	.541	0	0	.000	17	24	.708	9	15	24	4.8	10	0	5	9	5	5	57	11.4
Young, Patric	5	5	142	28.4	21	44	.477	0	0	.000	10	17	.588	13	19	32	6.4	9	0	1	7	9	4	52	10.4
Frazier, Michael	5	5	165	33.0	16	39	.410	11	29	.379	2	2	1.000	3	16	19	3.8	6	0	6	6	0	2	45	9.0
Finney-Smith, Dorian	5	0	136	27.2	12	36	.333	2	16</																

2013-14 GAME-BY-GAME STATS

Game-by-Game Leaders

Opponent	Date	Score	W/L	POINTS	REBOUNDS	ASSISTS	STEALS	BLOCKED SHOTS
NORTH FLORIDA	11/8/13	77-69	W	28-Prather	9-Frazier	4-Hill	4-Yeguete	2-Young
at Wisconsin	11/12/13	53-59	L	20-Frazier	6-Young/Kurtz	4-Hill	2-Frazier/Yeguete	1-D. Walker
UALR	11/16/13	86-56	W	27-Prather	9-Finney-Smith	6-Hill	5-Hill	2-Young
SOUTHERN U.	11/18/13	67-53	W	12-Young	9-Prather	4-Prather	2-Frazier	3-Young
MIDDLE TENNESSEE	11/21/13	79-59	W	16-Young	6-Young/Finney-Smith	3-Young	2-Prather/D. Walker/Young	None
at Jacksonville	11/25/13	86-60	W	27-Prather	11-Finney-Smith	7-Wilbekin	3-Wilbekin	1-Four tied
FLORIDA STATE	11/29/13	67-66	W	19-Prather	10-Finney-Smith	8-Wilbekin	5-Wilbekin	1-Finney-Smith/Frazier/Young
at UConn	12/2/13	64-65	L	19-Prather	7-Prather/Young	3-Prather	2-Frazier/Wilbekin/Young	1-Prather/Young
KANSAS	12/10/13	67-61	W	18-Wilbekin	8-Prather	6-Wilbekin	4-Wilbekin	1-Young
vs Memphis	12/17/13	77-75	W	22-Prather	8-Young	3-Wilbekin/Finney-Smith/Hill	2-Frazier	1-Finney-Smith/Prather
vs Fresno State	12/21/13	66-49	W	16-Prather	10-Yeguete	3-Wilbekin	1-Wilbekin/Frazier/Hill	1-D. Walker/Yeguete/Frazier
SAVANNAH STATE	12/29/13	76-34	W	15-Young	7-Finney-Smith/D. Walker	5-Hill	2-Young/Wilbekin	2-Frazier/Young
RICHMOND	1/4/14	67-58	W	18-Frazier	13-Finney-Smith	3-Prather	2-Wilbekin/Prather	1-Yeguete/Hill
SOUTH CAROLINA	1/8/14	74-58	W	17-Wilbekin	7-Young	5-Finney-Smith	3-Young	2-Finney-Smith
at Arkansas	1/11/14	84-82	WOT	22-Finney-Smith	15-Finney-Smith	5-Hill	3-Finney-Smith	2-D. Walker
GEORGIA	1/14/14	72-50	W	21-Frazier	9-Young	5-Hill/Wilbekin	2-Hill	2-D. Walker
at Auburn	1/18/14	68-61	W	21-Prather	6-Prather/Young/Yeguete	3-Hill	5-Yeguete	2-Young
at Alabama	1/23/14	68-62	W	18-Frazier	11-Yeguete/Finney-Smith	4-Wilbekin	1-Wilbekin/Young/Hill	3-Prather
TENNESSEE	1/25/14	67-41	W	17-Frazier	8-Finney-Smith	3-Hill	1-Four tied	1-D. Walker
at Mississippi State	1/30/14	62-51	W	9-Finney-Smith	16-Prather	8-Wilbekin	2-Frazier/Wilbekin/Finney-Smith	3-Young
TEXAS A&M	2/1/14	69-36	W	21-Frazier	14-Young	3-Finney-Smith	2-Hill	2-Finney-Smith/Young
MISSOURI	2/4/14	68-58	W	19-Wilbekin	7-Finney-Smith	6-Hill	1-Frazier/Wilbekin	2-C. Walker
ALABAMA	2/8/14	78-69	W	16-Wilbekin	6-Prather	5-Finney-Smith	2-Yeguete	2-Young
at Tennessee	2/11/14	67-58	W	21-Wilbekin	8-Prather	6-Wilbekin	4-Wilbekin	1-Prather/Frazier
at Kentucky	2/15/14	69-59	W	24-Prather	5-Finney-Smith/Young	2-Yeguete/Wilbekin	4-Prather	1-C. Walker
AUBURN	2/19/14	71-66	W	17-Young	9-Prather	4-Wilbekin	2-Prather	2-Young
at Ole Miss	2/22/14	75-71	W	18-Wilbekin	5-Four tied	7-Wilbekin	2-D. Walker	1-Finney-Smith
at Vanderbilt	2/25/14	57-54	W	19-Finney-Smith	9-Finney-Smith	5-Wilbekin	4-Prather	1-Prather
LSU	3/1/14	79-61	W	16-Finney-Smith	6-Young/C. Walker	5-Hill	2-Wilbekin/Hill	2-C. Walker
at South Carolina	3/4/14	72-46	W	37-Frazier	6-Finney-Smith	5-Finney-Smith	4-Hill/Prather/Frazier	2-Finney-Smith
KENTUCKY	3/8/14	84-65	W	18-Young	7-Yeguete/Young	7-Hill	2-Finney-Smith/Frazier	2-Finney-Smith
vs Missouri	3/14/14	72-49	W	15-Wilbekin/Frazier	9-Finney-Smith	5-Hill	4-Wilbekin	1-Finney-Smith/Young
vs Tennessee	3/15/14	56-49	W	16-Young	8-Young	5-Prather	4-Wilbekin/Frazier	1-D. Walker
vs Kentucky	3/16/14	61-60	W	14-Young/Frazier	7-Yeguete	6-Wilbekin	4-Prather	3-Young
vs Albany	3/20/14	67-55	W	16-Prather/Finney-Smith	10-Young	4-Wilbekin	2-Hill/Prather	3-Prather
vs Pittsburgh	3/22/14	61-45	W	21-Wilbekin	8-Finney-Smith/Young	2-Prather/Hill/Wilbekin	3-Prather	4-Young
vs UCLA	3/27/14	79-68	W	19-Frazier	7-Yeguete	10-Hill	1-Four tied	2-Prather
vs Dayton	3/29/14	62-52	W	23-Wilbekin	9-Finney-Smith	3-Wilbekin/Hill	3-Wilbekin	4-Young
vs UConn	4/5/14	53-63	L	19-Young	6-Prather	1-Prather/Wilbekin/Finney-Smith	2-Wilbekin	1-Young

Game-by-Game Team/Opponent Statistics

Opponent	1st	2nd	Score	Margin	Total FG	FG Pct	3-Pointers	3FG Pct	Free Throws	FT Pct	Reb	Margin	Asst	TO	Blk	Stl	Fouls
NORTH FLORIDA	37/31	40/38	77-69	+8	24-54/26-64	.444/.406	2-10/9-24	.200/.375	27-32/8-15	.844/.533	35/37	(2)	11/14	13/17	4/2	9/6	12/24
Wisconsin	26/29	27/30	53-59	(6)	19-47/21-48	.404/.438	5-14/9-20	.357/.450	10-17/8-14	.588/.571	28/31	(3)	7/11	11/14	1/2	6/3	18/17
UALR	27/27	59/29	86-56	+30	31-60/22-61	.517/.361	6-17/2-11	.353/.182	18-29/10-12	.621/.833	40/36	+4	16/6	9/18	6/3	11/4	12/21
SOUTHERN U.	35/19	32/34	67-53	+14	24-60/18-46	.400/.391	6-20/3-16	.300/.188	13-19/14-25	.684/.560	43/29	+14	15/7	9/12	4/5	7/4	20/18
MIDDLE TENNESSEE	34/26	45/33	79-59	+20	25-50/20-47	.500/.426	4-12/6-19	.333/.316	25-30/13-18	.833/.722	31/26	+5	10/8	12/16	0/4	9/6	18/25
at Jacksonville	48/29	38/31	86-60	+26	31-52/23-61	.596/.377	8-13/5-14	.615/.357	16-28/9-17	.571/.529	37/33	+4	19/11	9/12	4/0	7/5	15/20
FLORIDA STATE	31/28	36/38	67-66	+1	23-60/22-52	.383/.423	6-16/2-10	.375/.200	15-24/20-23	.625/.870	38/37	+1	15/10	9/12	3/6	6/5	18/20
UConn	29/30	35/35	64-65	(1)	25-51/23-53	.490/.434	3-9/11-24	.333/.458	11-17/8-11	.647/.727	34/26	+8	8/10	16/14	2/3	8/6	14/18
KANSAS	36/21	31/40	67-61	+6	20-54/19-44	.370/.432	7-14/8-19	.500/.421	20-34/15-19	.588/.789	30/40	(10)	12/11	8/24	1/6	10/5	19/25
Memphis	41/38	36/37	77-75	+2	28-54/27-57	.519/.474	7-16/6-18	.438/.333	14-19/15-18	.737/.833	37/26	+11	13/17	17/8	2/8	3/9	16/17
Fresno State	23/19	43/30	66-49	+17	24-57/16-50	.421/.320	5-18/4-17	.278/.235	13-21/13-19	.619/.684	47/24	+23	12/6	11/8	3/2	3/7	17/18
SAVANNAH STATE	34/11	42/23	76-34	+42	25-51/12-49	.490/.245	7-17/2-8	.412/.250	19-32/8-10	.594/.800	42/30	+12	11/6	13/20	7/3	8/9	11/23
RICHMOND	25/23	42/35	67-58	+9	26-56/24-55	.464/.436	5-19/9-25	.263/.360	10-19/1-3	.526/.333	44/22	+22	10/12	14/12	2/2	5/4	12/21
SOUTH CAROLINA	34/21	40/37	74-58	+16	26-45/18-41	.578/.439	5-19/5-10	.263/.500	17-24/17-26	.708/.654	25/28	(3)	16/9	15/21	4/0	10/7	19/20
Arkansas	35/36	31/30	84-82	+2	25-59/27-42	.424/.375	9-25/10-24	.360/.417	25-34/18-27	.735/.667	44/45	(1)	13/12	17/11	2/3	9/7	20/24
GEORGIA	36/16	36/34	72-50	+22	25-54/16-48	.463/.333	11-26/3-9	.423/.333	11-20/15-21	.550/.714	34/34	-	18/6	8/15	3/3	7/5	15/14
Auburn	33/32	35/29	68-61	+7	21-39/20-46	.538/.435	3-9/7-13	.333/.538	23-33/14-22	.697/.636	31/23	+8	10/10	14/15	3/2	11/7	18/25
Alabama	33/26	35/36	68-62	+6	23-61/22-57	.377/.386	10-28/2-12	.357/.167	12-18/16-22	.667/.727	42/39	+3	15/10	9/7	4/4	3/6	18/17
TENNESSEE	26/19	41/22	67-41	+26	26-54/15-56	.481/.268	5-16/1-19	.313/.053	10-13/10-14	.769/.714	35/40	(5)	8/6	6/13	1/1	4/1	17/19
Mississippi State	27/26	35/25	62-51	+11	24-52/23-54	.462/.426	6-20/4-14	.300/.286	8-19/1-6	.421/.167	38/30	+8	14/7	9/12	4/0	7/4	12/16
TEXAS A&M	34/17	35/19	69-36	+33	23-56/14-54	.411/.259	5-25/4-20	.200/.200	18-29/4-9	.621/.444	57/27	+30	11/6	12/10	4/1	5/3	13/22
MISSOURI	25/28	43/30	68-58	+10	19-43/21-53	.442/.396	6-20/8-21	.300/.381	24-33/8-12	.727/.667	33/32	+1	15/10	10/12	4/0	2/4	16/26
ALABAMA	36/36	42/33	78-69	+9	31-50/22-40	.620/.550	6-17/6-11	.353/.545	10-16/19-22	.625/.864	23/20	+3	22/13	13/16	4/4	4/8	21/18
Tennessee	33/34	34/24	67-58	+9	21-58/22-48	.362/.458	8-21/5-14	.381/.357	17-22/9-17	.773/.529	39/32	+7	10/8	12/15	2/9	10/7	17/18
Kentucky	28/31	41/28	69-59	+10	22-50/20-42	.440/.476	3-13/5-12	.231/.417	22-28/14-23	.786/.609	28/31	(3)	9/11	5/13	1/3	7/2	16/17
AUBURN	30/38	41/28	71-66	+5	20-50/22-46	.400/.478	8-24/10-19	.333/.526	23-28/12-17	.821/.706	36/22	+14	14/11	9/9	3/2	3/4	17/22
Ole Miss	42/42	33/29	75-71	+4	24-54/27-60	.444/.450	12-33/8-25	.364/.320	15-19/9-11	.789/.818	34/32	+2	19/15	14/13	1/3	4/10	12/16
Vanderbilt	32/25	25/29	57-54	+3	21-52/20-41	.404/.488	8-22/8-18	.364/.444	7-12/6-11	.583/.545	32/26	+6	12/11	11/16	1/2	8/6	13/16
LSU	41/25	38/36	79-61	+18	31-54/23-60	.574/.383	13-23/7-21	.565/.333	4-7/8-10	.571/.800	29/34	(5)	18/12	13/15	3/3	9/6	14/18
South Carolina	28/26	44/20	72-46	+26	25-59/16-50	.424/.320	11-31/4-16	.355/.250	11-19/10-15	.579/.667	38/34	+4	16/10	12/19	4/2	17/6	17/16
KENTUCKY	49/28	35/37	84-65	+19	28-47/23-51	.596/.451	9-15/4-10	.600/.400	19-29/15-25	.655/.600	32/27	+5	20/10	10/14	4/1	6/7	19/22
Missouri	29/19	43/20	72-49	+23	25-54/16-44	.463/.364	12-21/1-13	.571/.077	10-20/16-19	.500/.842	35/30	+5	16/5	9/14	2/2	9/8	17/18
Tennessee	28/35	28/14	56-49	+7	21-44/19-46	.477/.413	4-11/2-13	.364/.154	10-17/9-11	.588/.818	24/30	(6)	7/7	13/16	1/4	9/7	16/18
Kentucky	40/30	21/30	61-60	+1	23-53/18-51	.434/.353	8-19/3-11	.421/.273	7-17/21-24	.412/.808	38/36	+2	12/9	13/12	3/8	9/4	22/19
Albany	34/28	33/27	67-55	+12	25-49/20-51	.510/.392	3-12/4-13	.250/.308	14-18/11-14	.778/.786	30/27	+3	11/10	10/10	5/2	7/4	14/15
Pittsburgh	27/22	34/23	61-45	+16	25-58/19-51	.431/.373	5-20/4-17	.250/.235	6-9/3-6	.667/.500	38/31	+7	9/14	6/11	5/2	10/4	7/12
UCLA	36/30	43/38	79-68	+11	29-58/27-64	.500/.422	8-21/3-18	.381/.167	13-18/11-15	.722/.733	40/30	+10	22/12	12/8	5/4	4/8	15/19
Dayton	38/24	24/28	62-52	+10													

2013-14 SUPERLATIVES

Individual Game Highs

Category	Stat	Florida	Stat	Opponent
Points	37	Michael Frazier, at South Carolina (3/4/14)	26	Andrew Wiggins, KANSAS (12/10/13) Shabazz Napier, at UConn (12/2/13)
Field Goals Made	12	Michael Frazier, at South Carolina (3/4/14)	9	DeAndre Daniels, vs. UConn (4/5/14) Rashad Madden, at Arkansas (1/11/14) Shabazz Napier, at UConn (12/2/13)
Field Goal Att.	21	Michael Frazier, at South Carolina (3/4/14)	20	Marshall Henderson, at Ole Miss (2/22/14)
Field Goal Pct. (Min. 5 Made)	1.000 (5-5)	Casey Prather, KENTUCKY (3/8/14) Casey Prather, SOUTH CAROLINA (1/8/14)	1.000 (6-6)	Boris Bojanovsky, FLORIDA STATE (11/29/13)
3-Point Field Goals Made	11	Michael Frazier, at South Carolina (3/4/14)	5	Six times, last by Marshall Henderson, at Ole Miss (2/22/14)
3-Point Field Goal Att.	18	Michael Frazier, at South Carolina (3/4/14)	16	Marshall Henderson, at Ole Miss (2/22/14)
3-Point Field Goal Pct.	1.000 (2-2)	Six times, last by Scottie Wilbekin, KENTUCKY (3/8/14)	1.000 (3-3)	Vince Martin, at Jacksonville (11/25/13)
Free Throws Made	13	Scottie Wilbekin, MISSOURI (2/4/14)	10	Jabari Brown, vs. Missouri (3/14/14)
Free Throw Att.	16	Scottie Wilbekin, MISSOURI (2/4/14)	12	Jabari Brown, vs. Missouri (3/14/14)
Free Throw Pct.	1.000 (6-6)	Kasey Hill, KENTUCKY, (3/8/14) Casey Prather, vs. Memphis (12/17/13) Dorian Finney-Smith, MIDDLE TENNESSEE (11/21/13) Michael Frazier, NORTH FLORIDA (11/8/13)	1.000 (8-8)	Andrew Harrison, vs. Kentucky (3/16/14) Andrew Harrison, at Kentucky (2/15/14) Andrew Wiggins, KANSAS (12/10/13)
Rebounds	15	Dorian Finney-Smith, at Arkansas (1/11/14)	14	Coty Clarke, at Arkansas (1/11/14)
Assists	10	Kasey Hill, vs. UCLA (3/27/14)	6	Shabazz Napier, vs. UConn (4/5/14) James Robinson, vs. Pittsburgh (3/22/14) Jabari Brown, MISSOURI (2/4/14)
Steals	5	Will Yeguate, at Auburn (1/18/14) Scottie Wilbekin, FLORIDA STATE (11/29/13) Kasey Hill, UALR (11/16/13)	4	Shabazz Napier, vs. UConn (4/5/13) Jordan Clarkson, vs. Missouri (3/14/14) Jeronne Maymon, at Tennessee (2/11/14) Trevor Releford, ALABAMA (2/8/14)
Blocked Shots	4	Patric Young, vs. Dayton (3/29/14) Patric Young, vs. Pittsburgh (3/22/14)	5	Willie Cauley-Stein, vs. Kentucky (3/16/14)
Turnovers	6	Dorian Finney-Smith, at UConn (12/2/13)	8	Jeronne Maymon, at Tennessee (2/11/14)

Team Game Superlatives

Category	High/Low	Stat	Florida	Stat	Opponent
Points	High	86	at Jacksonville (11/25/13); UALR (11/16/13)	82	at Arkansas (1/11/14)
	Low	53	vs. UConn (4/5/14); at Wisconsin (11/12/13)	34	SAVANNAH STATE (12/29/13)
Field Goals Made	High	31	Four times, last, LSU (3/1/14)	27	Four times, last, vs. UCLA (3/27/14)
	Low	18	vs. Dayton (3/29/14)	12	SAVANNAH STATE (12/29/13)
Field Goal Att.	High	61	at Alabama (1/23/14)	72	at Arkansas (1/11/14)
	Low	39	at Auburn (1/18/14)	40	ALABAMA (2/8/14)
Field Goal Pct.	High	.620	31-50, ALABAMA (2/8/14)	.558	24-43, vs. UConn (4/5/14)
	Low	.362	21-58, at Tennessee (2/11/14)	.245	12-49, SAVANNAH STATE (12/29/13)
3-Point Field Goals Made	High	13	LSU (3/1/14)	11	at UConn (12/2/13)
	Low	1	vs. UConn (4/5/14)	1	vs. Missouri (3/14/14); TENNESSEE (1/25/14)
3-Point Field Goal Att.	High	33	at Ole Miss (2/22/14)	25	at Ole Miss (2/22/14); RICHMOND (1/4/14)
	Low	9	at Auburn (1/18/14); at UConn (12/2/13)	8	SAVANNAH STATE (12/29/13)
3-Point Field Goal Pct.	High	.615	8-13, at Jacksonville (11/25/13)	.545	6-11, ALABAMA (2/8/14)
	Low	.100	1-10, vs. UConn (4/5/14)	.053	1-19, TENNESSEE (1/25/14)
Free Throws Made	High	27	NORTH FLORIDA (11/8/13)	21	vs. Kentucky (3/16/14)
	Low	4	LSU (3/1/14)	1	at Mississippi State (1/30/14); RICHMOND (1/4/14)
Free Throw Att.	High	34	at Arkansas (1/11/14); KANSAS (12/10/13)	27	at Arkansas (1/11/14)
	Low	7	LSU (3/1/14)	3	RICHMOND (1/4/14)
Free Throw Pct.	High	.844	27-32, NORTH FLORIDA (11-8-13)	.870	20-23, FLORIDA STATE (11/29/13)
	Low	.412	7-17, vs. Kentucky (3/16/14)	.167	1-6, at Mississippi State (1/30/14)
Rebounds	High	57	TEXAS A&M (2/1/14)	45	at Arkansas (1/11/14)
	Low	23	ALABAMA (2/8/14)	20	ALABAMA (2/8/14)
Assists	High	22	vs. UCLA (3/27/14); ALABAMA (2/8/14)	17	vs. Memphis (12/17/13)
	Low	3	vs. UConn (4/5/14)	5	vs. Missouri (3/14/14)
Steals	High	17	at South Carolina (3/4/14)	10	at Ole Miss (2/22/14)
	Low	2	vs. LSU (3/15/13)	1	TENNESSEE (1/25/14)
Blocked Shots	High	7	SAVANNAH STATE (12/29/13)	9	at Tennessee (2/11/14)
	Low	0	MIDDLE TENNESSEE (11/21/13)	0	Four times, last, MISSOURI (2/4/14)
Turnovers	High	17	at Arkansas (1/11/14); vs. Memphis (12/17/13)	24	KANSAS (12/10/13)
	Low	5	at Kentucky (2/15/14)	7	at Alabama (1/23/14)
Fouls	High	22	vs. Kentucky (3/16/14)	26	MISSOURI (2/4/14)
	Low	7	vs. Pittsburgh (3/22/14)	8	LSU (3/1/14)

2013-14 MISCELLANEOUS STATS

Times Led UF in Scoring*

<i>*Includes times tied</i>	Season	Career
Casey Prather	11	12
Michael Frazier II	10	11
Scottie Wilbekin	9	11
Patric Young	8	14
Dorian Finney-Smith	4	4
Will Yeguete	0	1

Times Led UF in Rebounding*

<i>*Includes times tied</i>	Season	Career
Dorian Finney-Smith	18	18
Patric Young	15	44
Casey Prather	9	13
Will Yeguete	7	26
Michael Frazier II	1	5
Jacob Kurtz	1	1
Chris Walker	1	1
DeVon Walker	1	1
Scottie Wilbekin	0	2

Times Led UF in Assists*

<i>*Includes times tied</i>	Season	Career
Scottie Wilbekin	19	51
Kasey Hill	16	16
Casey Prather	6	6
Dorian Finney-Smith	5	5
Will Yeguete	1	3
Patric Young	1	3
Michael Frazier II	0	1

Double-Figure Scoring Games

	Season	Career
Casey Prather	28	37
Scottie Wilbekin	27	42
Patric Young	26	68
Michael Frazier II	24	33
Dorian Finney-Smith	14	14
Will Yeguete	3	12
Kasey Hill	3	3
DeVon Walker	2	2

20-Point Games

	Season	Career
Casey Prather	6	6
Michael Frazier II	4	4
Scottie Wilbekin	4	4
Dorian Finney-Smith	1	1
Patric Young	0	2

Double-Figure Rebounding Games

	Season	Career
Dorian Finney-Smith	5	5
Will Yeguete	3	10
Patric Young	2	14

Double-Doubles

	Season	Career
Dorian Finney-Smith	2	2*
Patric Young	1	11
Will Yeguete	0	3
Scottie Wilbekin	0	1

Dunks (Season Total: 87)

	Season	Career
Casey Prather	33	60
Patric Young	27	142
Dorian Finney-Smith	14	14
Will Yeguete	5	28
Chris Walker	5	5
Michael Frazier II	2	3
DeVon Walker	1	2

Charges Drawn (Season Total: 23)

	Season	Career
Will Yeguete	11	30
Patric Young	9	38
Casey Prather	2	13
Billy Donovan	1	1
Scottie Wilbekin	0	4

Bench Scoring

Opponents	547
Florida	686

Point Distribution (%)

Freshman	210 (7.7%)
Sophomores	890 (32.6%)
Juniors	49 (1.8%)
Seniors	1,578 (57.9%)
TOTAL	2,727 pts

Technical Fouls

Opponents	6
Florida	3

Technical Foul Free Throws

Opponents	2-4
Florida	10-10

Jump Balls Controlled

Opponents	24
Florida	15

First-Half Timeouts Called

Opponents	51
Florida	29

3-Second Violations

Opponents	1
Florida	1

Shot Clock Expired

Opponents	16
Florida	6

5-Second Violation (inbounds)

Opponents	1
Florida	0

5-Second Violation (guarding)

Opponents	1
Florida	0

10-Second Violation

Opponents	4
Florida	0

Backcourt Violation

Opponents	4
Florida	4

Florida's First Sub*

<i>*Includes all when multiple players enter</i>	
Dorian Finney-Smith	28
Kasey Hill	9
Chris Walker	5
Michael Frazier II	4
DeVon Walker	4
Jacob Kurtz	2
Casey Prather	2
Patric Young	1

Scored UF's First Points

Patric Young	13
Casey Prather	10
Michael Frazier II	6
Will Yeguete	4
Scottie Wilbekin	4
Dorian Finney-Smith	2

How Scored UF's First Points

Layup	12
Jump Shot	11
3-Pointer	9
Free Throw	7
Dunk	0

Three-Point Plays

	Season	Career
Casey Prather	19-21	22-28
Patric Young	11-14	28-44
Dorian Finney-Smith	7-10	7-10
Scottie Wilbekin	5-8	8-11
Michael Frazier II	2-2	2-2
Will Yeguete	2-4	7-14
Jacob Kurtz	2-4	2-4
DeVon Walker	0-1	0-1
Chris Walker	1-2	1-2
Kasey Hill	0-3	0-3
TOTALS	49-70	77-120

Four-Point Plays

	Season	Career
Michael Frazier II	1-1	1-1
Scottie Wilbekin	0-0	0-1
TOTALS	1-1	1-2

Games Played Without Fouling Out

Kenny Boynton	111
Will Yeguete	88
Mike Rosario	67
Michael Frazier II	36
DeVon Walker	25
Jacob Kurtz	24
Dillon Graham	23
Braxton Ogbueze	23
Patric Young	16
Casey Prather	8
Erik Murphy	2

3-Pointer Streak - Team

Florida:	764 (at UK, 1/11/92)
Opponents:	524 (FAMU, 12/04/99)

Players in Double Figures

Players	Games
1	1
2	9
3	13
4	12
5	3
6	1

2013-14 MISCELLANEOUS STATS

Runs

Run	Occurrences
8-0	20
9-0	8
10-0	7
11-0	7
12-0	6
13-0	2
14-0	1
15-0	0
16-0	0
17-0	0
18-0	1
19-0	0
20-0	0
21-0+	1

Lineups and Record

Listed by position, 1-5

Wilbekin, Frazier, Prather, Yeguete, Young	26-2
Hill, Wilbekin, Frazier, Yeguete, Young	3-0
Hill, D. Walker, Prather, Yeguete, Young	3-1
Frazier, D. Walker, Prather, Yeguete, Young	1-0
Wilbekin, D. Walker, Prather, Yeguete, Young	1-0
Wilbekin, Frazier, Prather, Finney-Smith, Yeguete	1-0
Hill, Frazier, D. Walker, Finney-Smith, Yeguete	1-0

Note: Streak stats below are consecutive **team** games. A player's streak starts over if he misses a game.

Consecutive Games Played

Patric Young 150; Michael Frazier II 49; Will Yeguete 49; Dorian Finney-Smith 37; Scottie Wilbekin 34; Casey Prather 23; Chris Walker 18; Kasey Hill 11; DeVon Walker 3

Consecutive Starts

Will Yeguete 39; Michael Frazier II 33; Scottie Wilbekin 24; Patric Young 24; Casey Prather 18

Consecutive Games Scored

Patric Young 118; Will Yeguete 48; Scottie Wilbekin 34; Casey Prather 23; Michael Frazier II 22; Kasey Hill 11; Dorian Finney-Smith 6

Consecutive Games with a 3-Pointer

Michael Frazier II 22

Consecutive Games with a Rebound

Patric Young 126; Dorian Finney-Smith 37; Will Yeguete 25; Casey Prather 23; Scottie Wilbekin 11; Michael Frazier II 8; Kasey Hill 5

Consecutive Games with an Assist

Scottie Wilbekin 34; Dorian Finney-Smith 31; Casey Prather 1

Consecutive Games with a Steal

Scottie Wilbekin 4; Dorian Finney-Smith 1

Consecutive Made Free Throws

	Active Streak	Season High
Michael Frazier II	4	11
Patric Young	4	8
Billy Donovan	4	4
Dorian Finney-Smith	3	7
Will Yeguete	2	7
Kasey Hill	2	6
Casey Prather	1	13
Jacob Kurtz	1	2
Scottie Wilbekin	0	13
DeVon Walker	0	6
Chris Walker	0	2

Scoring Margin

Largest Lead: 45 vs. Savannah State (12/29/13)

Largest Deficit: 11 at Wisconsin (11/12/13)

Largest Deficit Overcome: 10 vs. Tennessee (3/15/14)

Largest Lead Lost: 12, 2x, last vs. UConn (4/5/14)

Situational Records

	2013-14	Under Donovan
Controlling the Tip	14-1	256-84
Scoring First	22-2	276-81
Leading at Half	25-0	362-44
Trailing at Half	6-3	66-118
Tied at Half	4-0	17-7
Leading with 5:00 Left	35-0	414-28
Trailing with 5:00 Left	1-3	17-130
Tied with 5:00 Left	0-0	11-8
In Overtime	1-0	16-15
When UF Outrebounds Opponent	27-1	305-63
When UF is Outrebounded	8-3	121-97
When Rebounds are the Same	1-0	21-9
When UF Commits More Turnovers	9-1	134-107
When UF Forces More Turnovers	25-2	286-50
When Turnovers are the Same	2-0	26-11
When UF Has More Free Throw Attempts	28-3	318-55
When Opponent Has More Free Throw Attempts	8-0	110-108
When Free Throw Attempts are the Same	0-0	17-4
When UF Shoots 50% or Better from the Field	11-0	212-20
When UF Shoots Less Than 50% from the Field	25-3	235-148
When Opponent Shoots 50% or Better from the Field	1-1	23-60
When Opponent Shoots Less Than 50% from the Field	35-2	425-106
When UF Shoots Better Than Opponent from the Field	27-1	376-47
When Opponent Shoots Better Than UF from the Field	9-2	68-117
When UF Shoots 40% or Better from 3-Point Range	9-0	214-37
When UF Shoots Less Than 40% from 3-Point Range	27-3	230-130
When UF Shoots Better Than Opponent from 3-Point Range	23-0	307-51
When UF Shoots 80% or Better from the Line	3-0	94-29
When UF Shoots Less Than 80% from the Line	33-3	349-138
When UF Bench Outscores Opponent	21-2	273-83
When Opponent Bench Outscores UF	14-1	162-78
When Bench Scoring is the Same	1-0	12-7
Following a UF win	33-3	327-115
Following a UF loss	2-0	102-52
When 3 or More Players Score in Double Figures	28-1	369-109
When 4 or More Players Score in Double Figures	16-0	242-45
When 5 or More Players Score in Double Figures	4-0	94-7
In White Uniforms	25-1	325-60
In Blue Uniforms	10-2	97-88
In Black Uniforms	0-0	14-12
In Orange Uniforms	1-0	6-5
In Platinum (Gray) Uniforms	0-0	0-1
In November	6-1	83-10
In December	4-1	95-27
In January	8-0	102-37
In February	8-0	88-51
In March	10-1	79-41
In April	0-1	4-3
On Sunday	2-0	49-21
On Monday	2-1	27-5
On Tuesday	7-1	62-29
On Wednesday	2-0	78-32
On Thursday	5-0	41-7
On Friday	3-0	53-12
On Saturday	15-1	141-63

SINGLE-GAME RECORDS

INDIVIDUAL

Points

Overall: 54, Tony Miller vs. Chicago State, Feb. 29, 1972

Home Court: 54, Tony Miller vs. Chicago State, Feb. 29, 1972

Opponent's Court: 39, Tony Miller vs. Auburn, Jan. 8, 1972

Half: 28, Tony Miller vs. Chicago State, Feb. 29, 1972

One Overtime Period (5 min.): 13, Craig Brown vs. Ole Miss, Feb. 2, 1991 (second of two OTs)

Losing Effort: 39, Andy Owens vs. Louisville, Dec. 20, 1969

Freshman: 38, Vernon Delancy vs. Alabama, Jan. 24, 1981

Sophomore: 40, Eugene McDowell vs. Biscayne, Dec. 21, 1982

Junior: 54, Tony Miller vs. Chicago State, Feb. 29, 1972

Senior: 41, Andy Owens vs. Mississippi State, Feb. 21, 1970; Joe Hobbs vs. Georgia, March 1, 1958

By Opponent: 53, Chris Jackson (LSU), Dec. 10, 1988

Field Goals

Made:

21, Tony Miller vs. Chicago State (38 att.), Feb. 29, 1972

19, Dick Tomlinson vs. Tampa, Dec. 11, 1963

16, Andy Owens vs. Mississippi State (29 att.), Feb. 21, 1970

16, Neal Walk vs. LSU (31 att.), Jan. 6, 1968

16, Joe Hobbs vs. Georgia (36 att.), March 1, 1958

Made in Half:

11, Tony Miller vs. Chicago State, Feb. 9, 1972

10, Tony Miller vs. Auburn, Feb. 12, 1972

10, Neal Walk vs. LSU, Jan. 6, 1968

10, Joe Hobbs vs. Rollins, Dec. 8, 1955

Attempted:

38, Tony Miller vs. Chicago State, (made 21), Feb. 29, 1972

36, Joe Hobbs vs. Georgia, (made 16), March 1, 1958

31, Neal Walk vs. Alabama, (made 14), Jan. 27, 1968

29, Andy Owens vs. Mississippi State, (made 16), Feb. 21, 1970

29, Neal Walk vs. Georgia, (made 14), March 1, 1969

29, Harry Hamilton vs. Florida Southern, (made 14), Feb. 3, 1951

Percentage (minimum 6 attempts):

1.000, David Lee vs. Northeastern (12-12), Dec. 22, 2003

1.000, Erik Murphy vs. Wisconsin (10-10), Nov. 14, 2012

1.000, Joakim Noah vs. Savannah State (10-10), Jan. 18, 2006

1.000, Randall Leath vs. Biscayne (10-10), Nov. 21, 1981

1.000, Marreese Speights vs. South Carolina (8-8), Jan. 23, 2008

1.000, Patric Young vs. Mississippi State (6-6), Jan. 26, 2013

1.000, Jonathan Mitchell vs. Temple (6-6), Dec. 30, 2007

.929, Eugene McDowell vs. Miss. State (13-14), Jan. 5, 1983

.929, Reggie Hannah vs. Hofstra (13-14), Dec. 13, 1977

.923, Reggie Hannah vs. Mercer (12-13), Dec. 18, 1979

3-Pointers

Made:

11, Michael Frazier II at South Carolina (18 att.), March 4, 2014

9, Joe Lawrence vs. California (10 att.), Dec. 27, 1986

8, Kenny Boynton vs. Yale (10 att.), Jan. 6, 2013

8, Greg Stolt vs. LSU (15 att.), March 4, 1999

8, Jason Williams vs. Auburn (12 att.), Feb. 11, 1998

Attempted:

18, Michael Frazier II at South Carolina (11 made), March 4, 2014

18, Anthony Roberson vs. Tennessee (5 made), Jan. 19, 2005

16, Anthony Roberson vs. Alabama (7 made), March 12, 2004

15, Greg Stolt vs. LSU (8 made), March 4, 1999

14, 3x, last by Kenny Boynton vs. Vanderbilt (6 made), Jan. 9, 2010

Percentage (10 att. min.):

.900, Joe Lawrence vs. California (9-of-10), Dec. 27, 1986

Consecutive Games with a 3-pointer:

39, Lee Humphrey, Nov. 14, 2006 to April 2, 2007

34, Kenny Boynton, Feb. 1, 2011 to Jan. 14, 2012

33, Brett Nelson, Dec. 2, 2000 to Dec. 2, 2001

29, Craig Brown, Jan. 24, 1993 to Jan. 18, 1994

28, Anthony Roberson, Nov. 27, 2004 to March 18, 2005

24, Anthony Roberson, Dec. 22, 2003 to Nov. 23, 2004

23, Matt Walsh, Dec. 20, 2003 to March 14, 2004

22, Michael Frazier II, Jan. 23, 2014 to present

22, Lee Humphrey, March 18, 2005 to Jan. 28, 2006

19, Erik Murphy, Jan. 9, 2013 to March 15, 2013

17, Lee Humphrey, Feb. 8, 2006 to April 3, 2006

Free Throws

Made:

19, Joakim Noah vs. Georgia (22 att.), March 1, 2006

18, Neal Walk vs. LSU (21 att.), Feb. 5, 1968

17, Ronnie Williams vs. Alabama, (21 att.), March 3, 1983

17, Neal Walk vs. Miami (21 att.), Dec. 7, 1969

16, Dan Cross vs. Kentucky (16 att.), Feb. 18, 1995

16, Tom Barbee vs. Florida State (19 att.), Jan. 16, 1963

16, Joe Hobbs vs. Miami (16 att.), Jan. 16, 1958

Attempted:

22, Joakim Noah vs. Georgia (made 19), March 1, 2006

22, Reggie Hannah vs. Iowa State (made 15), Dec. 26, 1979

21, Ronnie Williams vs. Alabama (made 17), March 3, 1983

21, Neal Walk vs. Miami (made 17), Dec. 7, 1969

21, Neal Walk vs. LSU (made 18), Feb. 15, 1968

Made Without a Miss:

16, Dan Cross vs. Kentucky, Feb. 18, 1995

16, Joe Hobbs vs. Miami, Jan. 16, 1958

14, Matt Walsh vs. Vanderbilt, Feb. 7, 2004

14, Matt Walsh vs. Miami, Dec. 21, 2002

14, Sonny Powell vs. Miss. State, Feb. 20, 1954

Half:

13, Scott Stewart vs. Tennessee, Jan. 24, 1993 (second half)

12, Joe Hobbs vs. Miami, Jan. 16, 1958 (second half)

Rebounds

31, Neal Walk vs. Alabama, Jan. 27, 1968

31, Jim Zinn vs. Ole Miss, Feb. 18, 1957

30, Jim Zinn vs. Wofford, Dec. 5, 1955

30, Lew Doss vs. Miss. State, Feb. 19, 1955

29, Neal Walk vs. Kentucky, Dec. 4, 1967

Half:

22, Neal Walk vs. Florida State, Dec. 7, 1967

Assists

17, Jason Williams vs. Duquesne, Dec. 3, 1997

16, Jerry Hoover vs. Alabama, March 6, 1971

15, Steve Williams vs. Virginia Tech, Jan. 20, 1973

14, Mike Leatherwood vs. Furman, Jan. 18, 1969

14, Jerry Hoover vs. Auburn, Feb. 12, 1972

14, Boyd Welsch vs. Furman, Jan. 18, 1969

Starts

Consecutive Games Started:

128, Andrew DeClercq, 1991-94

Steals

8, Clifford Lett vs. Georgia, Jan. 7, 1989

7, Brett Nelson vs. VMI, Dec. 28, 1999

7, Hosie Grimsley vs. Tennessee, Jan. 17, 1990

7, Stacey Poole vs. Wichita State, Dec. 7, 1991

7, Andrew DeClercq vs. Jacksonville, Dec. 8, 1992

7, Dan Cross vs. Georgia, Feb. 16, 1994

7, Kenyan Weaks vs. Morehead State, Dec. 22, 1998

7, Eddie Shannon at LSU, Jan. 20, 1999

7, Dan Werner vs. Georgia, Feb. 9, 2008

Blocked Shots

9, Dwayne Davis vs. New Orleans, Dec. 27, 1989

7, 6x, last by Al Horford vs. Ole Miss, Feb. 16, 2005

Minutes Played

55, Richard Glasper vs. Tennessee, March 4, 1978 (3 OT)

53, Larry Brewster vs. Tennessee, March 4, 1978 (3 OT)

50, Reggie Hannah vs. Vanderbilt, Feb. 6, 1978 (2 OT)

49, Ronnie Williams vs. Vanderbilt, March 3, 1982 (2 OT)

48, 3x, last by Justin Hamilton vs. Miami, Dec. 21, 2002 (2OT)

SINGLE-GAME RECORDS

TEAM

Points

Overall: 131 vs. New Hampshire, 131-72, Nov. 29, 1999

Home Court: 131 vs. New Hampshire, 131-72, Nov. 29, 1999

Opponent's Court: 115 vs. Hawaii, 115-83, Dec. 29, 1986 at Honolulu, Hawaii, Hawaii Rainbow Classic

Neutral Court: 109 vs. Fairfield, 109-99 (2 OT), Dec. 15, 1978 at Providence, R.I., Industrial National Classic

First Half: 67 vs. Chicago State, 67-28, Feb. 29, 1972

Second Half: 71 vs. Jackson State, 71-34, March 16, 2007

Losing Effort: 101 vs. LSU, 111-101, Dec. 10, 1988

By Opponent: 116, Tennessee, 116-73, Jan. 11, 1979 at Tennessee; 116, Duke, 116-86, Dec. 9, 1998 at Duke

Both Teams: 212 vs. LSU, 101-111, Dec. 10, 1988

Fewest Points Scored Since 1938: 18, 3x, last vs. Alabama, Dec. 15, 1946

Fewest Points Allowed Since 1938: 15 vs. Georgia, Jan. 13, 1939

Fewest Points Scored in a Half Since 1966: 10 vs. Florida State, Dec. 7, 1966

Fewest Points Allowed in a Half Since 1966: 6 vs. Florida State, Dec. 7, 1966

Fewest Points Scored Since 1986: 40 vs. Georgetown, Feb. 10, 1990

Fewest Points Allowed Since 1986: 27 vs. Southern, Nov. 28, 2006

Fewest Points Allowed in a Half Since 1986: 9 vs. Alabama State, Nov. 11, 2012

Fewest Points Allowed vs. SEC Team Since 1950: 36, 2x, vs. Texas A&M, Feb. 1, 2014; vs. South Carolina, Jan. 30, 2013

Field Goals

Made:

50 vs. NW Missouri State, Dec. 9, 1974

49 vs. St. Thomas, Dec. 20, 1985

49 vs. South Florida, Dec. 4, 1971

48 vs. Chicago St., Feb. 29, 1972

47 vs. Miami, Jan. 9, 1964

Fewest Made:

13 vs. Georgia Southern, Dec. 15, 2007

13 vs. Virginia Tech, Dec. 29, 1969

14 vs. Georgetown, Feb. 10, 1990

15 vs. Tennessee, Jan. 25, 1997

15 vs. Vanderbilt, Feb. 3, 1968

Attempted:

113 vs. South Florida, Dec. 4, 1971

104 vs. LSU, Feb. 12, 1969

95 vs. Jacksonville, Dec. 1, 1967

94 vs. LSU, Dec. 18, 1970

90 vs. Chicago St., Feb. 29, 1972

90 vs. Auburn, Feb. 12, 1972

Fewest Attempted:

31 vs. Jacksonville, Feb. 18, 1980

33 vs. Ole Miss, Feb. 24, 1984

34 vs. Ole Miss, Jan. 16, 1982

34 vs. Auburn, March 4, 1981

35 vs. LSU, Jan. 27, 1990

Percentage:

.746 (44-59) vs. Missouri Western, Dec. 20, 1980

.696 (32-46) vs. Providence, Dec. 16, 1978

.690 (29-42) vs. Auburn, Jan. 13, 1961

.686 (24-35) vs. Ole Miss, Feb. 13, 1982

.682 (30-44) vs. Ole Miss, Feb. 26, 1983

Worst Percentage:

.245 vs. Virginia Tech, Dec. 29, 1969

.255 (13-51) vs. Georgia Southern, Dec. 15, 2007

.288 (19-66) vs. Florida State, Dec. 18, 1993

.291 (16-55) vs. Ole Miss, Feb. 16, 2002

.293 vs. Vanderbilt, Jan. 6, 1968

3-Pointers

Made:

18 vs. Robert Morris, Dec. 30, 1996

17 vs. Arkansas, Jan. 14, 1998

17 vs. Coastal Carolina, Nov. 30, 1998

17 vs. South Carolina, Feb. 24, 1999

17 vs. LSU, March 4, 1999

16 vs. New Hampshire, Nov. 28, 2001

Fewest Made:

0 vs. Kentucky, Jan. 11, 1992

0 vs. Charleston Southern, Dec. 4, 1991

0 vs. Ole Miss, Jan. 2, 1990

0 vs. Ole Miss, Feb. 5, 1989

0 vs. Tennessee, Jan. 23, 1988

0 vs. Georgia Tech, Nov. 23, 1987

Most in a Half:

12 vs. Vanderbilt, Jan. 25, 2009

11 vs. South Carolina, Feb. 24, 1999

11 vs. Jacksonville, Feb. 3, 1997

Attempted:

39 vs. Duquesne, Dec. 3, 1997

36 vs. FAMU, Dec. 17, 2006

36 vs. Alabama, March 12, 2004

36 vs. LSU, March 4, 1999

36 vs. UAB, Dec. 27, 1997

Fewest Attempted:

1 vs. Florida State, Dec. 1, 1989

2 vs. Georgia Tech, Nov. 23, 1987

2 vs. Ole Miss, Jan. 2, 1990

3 vs. Ole Miss, Feb. 5, 1989

4 vs. Tennessee, Jan. 17, 1987

4 vs. Kentucky, Feb. 18, 1995

4 vs. South Carolina, Jan. 8, 1992

Percentage (min. 10 attempts):

.800 (8-10) vs. Hawaii, Dec. 29, 1986

.769 (10-13) vs. Western Carolina, Dec. 2, 1986

.727 (8-11) vs. Georgia, Jan. 6, 1990

.714 (10-14) vs. California, Dec. 27, 1986

.700 (7-10) vs. Ohio State, Dec. 16, 1987

Percentage (min. 20 attempts):

.600 (12-20) vs. Jacksonville, Dec. 4, 2009

.600 (15-25) vs. Vanderbilt, Jan. 25, 2009

.591 (13-22) vs. Vanderbilt, March 13, 2004

.571 (12-21) vs. Missouri, March 14, 2014

.571 (12-21) vs. South Carolina, Jan. 30, 2013

.571 (12-21) vs. Yale, Dec. 31, 2011

.571 (12-21) vs. Kentucky, Feb. 1, 1998

Percentage (min. 30 attempts):

.567 (17-30) vs. Coastal Carolina, Nov. 30, 1998

.514 (18-35) vs. Robert Morris, Dec. 30, 1996

.500 (15-30) vs. Auburn, Feb. 16, 2013

.486 (17-35) vs. South Carolina, Feb. 19, 1999

.472 (17-36) vs. LSU, March 4, 1999

Free Throws

Made:

46 vs. Florida State, Dec. 6, 1962

40 vs. Morehead State, Dec. 22, 1998

40 vs. Mississippi State, Feb. 26, 1972

40 vs. Miami, Jan. 10, 1957

40 vs. Tulane, Jan. 7, 1955

Attempted:

56 vs. St. Joseph's, Dec. 19, 1956

54 vs. Mississippi State, Feb. 26, 1972

53 vs. Florida State, Dec. 6, 1962

53 vs. Tulane, Jan. 16, 1953

50 vs. Morehead State, Dec. 22, 1998

50 vs. Auburn, Jan. 8, 1993

Most Made Without a Miss:

27 vs. Tennessee, Jan. 8, 1994

17 vs. South Carolina, Jan. 5, 1997

14 vs. Alabama, Feb. 8, 2003

11 vs. Kentucky, March 4, 2012

10 vs. South Carolina, Jan. 25, 2006

10 vs. Mississippi State, March 11, 2005

Rebounds

79 vs. South Florida, Dec. 4, 1971

77 vs. LSU, Feb. 10, 1968

77 vs. Kentucky, Jan. 13, 1968

72 vs. LSU, Feb. 11, 1967

72 vs. Kentucky, Jan. 14, 1967

Offensive Rebounds:

26 vs. Louisville, Dec. 29, 1993

25 vs. Arkansas, Feb. 28, 1995

25 vs. Ole Miss, March 11, 1993

25 vs. Vanderbilt, Jan. 25, 1989

24 vs. Jackson State, March 16, 2007

24 vs. Vanderbilt, March 6, 1988

Defensive Rebounds:

40 vs. Texas A&M, Feb. 1, 2014

40 vs. Eastern Kentucky, Dec. 22, 2004

40 vs. FAMU, Dec. 2, 2003

40 vs. Miami, Dec. 19, 1988

39 vs. New Hampshire, Dec. 30, 2000

39 vs. FAMU, Dec. 10, 2000

SINGLE-GAME & O'CONNELL CENTER RECORDS

Fouls

37 vs. Florida Southern, Dec. 20, 1979
 35 vs. Kentucky, Jan. 10, 1990
 34 vs. LSU, Jan. 5, 1976
 33 vs. Alabama, March 3, 1983
 33 vs. Florida State, Jan. 26, 1981
 33 vs. Mississippi State, Feb. 26, 1972

Assists

37 vs. Chicago State, Feb. 29, 1972
 36 vs. Virginia Tech, Jan. 20, 1973
 34 vs. Miami, Feb. 21, 1987
 34 vs. SMU, Dec. 4, 1986
 33 vs. Pennsylvania, Dec. 28, 1974
 33 vs. Valdosta State, Dec. 1, 1972
 32 vs. Eastern Illinois, Nov. 21, 2002

Blocked Shots

14 vs. Eastern Illinois, Nov. 21, 2002
 13 vs. New Orleans, Dec. 27, 1989
 12, 5x, last vs. FAMU, Dec. 17, 2006
 11, 4x, last vs. FAMU, Dec. 10, 2000

Steals

25 vs. Morehead State, Dec. 22, 1998
 24 vs. Central Florida, Nov. 22, 1996
 23 vs. LSU, Jan. 20, 1999
 22 vs. VMI, Dec. 28, 1999
 21 vs. Tennessee, Jan. 17, 1990

Turnovers

Forced:

37 vs. Central Florida, Nov. 22, 1996
 36 vs. St. Thomas, Dec. 20, 1984
 33 vs. VMI, Dec. 28, 1999
 33 vs. Florida A&M, Dec. 4, 1999
 33 vs. Morehead State, Dec. 22, 1998
 33 vs. Bethune-Cookman, Nov. 23, 1998
 33 vs. Biscayne, Dec. 4, 1979

Committed:

38 vs. Biscayne, Dec. 4, 1979
 34 vs. Georgia Tech, Jan. 2, 1974
 32 vs. UNC Charlotte, Dec. 7, 1990
 30 vs. Bethune-Cookman, Nov. 23, 1998
 30 vs. Kentucky, Feb. 15, 1997
 30 vs. LSU, Feb. 1, 1983
 30 vs. Kentucky, Feb. 4, 1978

O'CONNELL CENTER SINGLE-GAME HIGHS

Scoring

53	Chris Jackson	LSU	12/10/88
43	Charles Bradley	South Florida vs. FSU*	12/10/82
40	Eugene McDowell	vs. Biscayne	12/21/82
39	Chuck Person	Auburn	2/6/85
38	Vernon Delancy	vs. Alabama	2/24/81
37	Joakim Noah	vs. Georgia	3/1/06
34	Buck Johnson	Alabama	2/26/86
33	Devan Downey	South Carolina	2/3/09
33	Greg Stolt	vs. South Florida	12/10/96
33	Keenan Carpenter	Auburn	2/15/89
33	Jose Vargas	LSU	12/16/86
32	Nick Calathes	vs. North Carolina State	1/3/09
32	Sundiata Gaines	Georgia	2/09/08
32	Dionte Christmas	Temple	12/30/07
32	Andrew Moten	vs. LSU	12/16/86
32	Andrew Moten	vs. Alabama	2/26/86
32	Willie Jones	Vanderbilt	2/24/82

*Florida Four Tournament

Rebounding

21	Eugene McDowell	vs. Georgia	1/6/82
20	Andrew DeClercq	vs. Kentucky	1/18/94
19	Shaquille O'Neal	LSU	2/27/91
18	Kenneth Faried	Morehead State	11/21/10
18	Al Horford	vs. Alabama	2/5/05
18	Mike Miller	vs. Kentucky	2/8/00
18	Corey Allen	Tennessee	2/27/93
18	Dwayne Davis	vs. Miami	12/19/88
18	Tito Horford	Miami	2/21/87
18	Jose Vargas	LSU	12/16/86
18	Ronnie Williams	vs. St. Leo	2/8/84
17	Melven Jones	vs. Alabama	1/28/87
17	Charles Barkley	Auburn	2/6/82
17	Ronnie Williams	vs. Florida State	1/26/81
17	Elvis Rolle	Florida State	1/26/81

O'CONNELL CENTER RECORDS

INDIVIDUAL

	Florida	Opponents
Points:	40, Eugene McDowell vs. Biscayne, Dec. 21, 1982	53, Chris Jackson for LSU, Dec. 10, 1988
Field Goals:	15, Eugene McDowell vs. Biscayne, Dec. 21, 1982 Vernon Delancy vs. Alabama, Jan. 24, 1981	18, Chuck Person for Auburn, Feb. 6, 1985
Field Goal Att.:	26, Anthony Roberson vs. Tennessee, Jan. 19, 2005	33, Chuck Person for Auburn, Feb. 6, 1985
Field Goal Pct.:	1.000, David Lee vs. Northeastern (12-12), Dec. 22, 2003 Erik Murphy vs. Wisconsin (10-10), Nov. 14, 2012 Marreese Speights vs. Tennessee (8-8), Mar. 5, 2008 Joakim Noah vs. Savannah State (10-10), Jan. 18, 2006 Randall Leath vs. Biscayne (10-10), Nov. 28, 1981	1.000, Boris Bojanovsky for Florida State (6-6), Nov. 29, 2013
3-Pt. FG:	8, Jason Williams vs. Auburn, Feb. 11, 1998	9, Terrence Woods for Florida A&M, Dec. 2, 2003
3-Pt. FG Pct:	1.000 Matt Walsh vs. Bethune Cookman (7-7), Dec. 28, 2002 Walter Hodge vs. Stetson (5-5), Dec. 20, 2006	1.000, Radenko Dobras for South Florida, (5-5), Dec. 15, 1991 John Caylor for Auburn, (5-5), Feb. 6, 1988
Free Throws:	19, Joakim Noah vs. Georgia, March 1, 2006	16, Chris Jackson for LSU, Dec. 10, 1988
FT Attempts:	22, Joakim Noah vs. Georgia, March 1, 2006	17, Shaquille O'Neal for LSU, Feb. 5, 1992 Chris Jackson for LSU, Dec. 10, 1988
FT Pct:	1.000, Jason Williams vs. Tennessee (12-12), Jan. 3, 1998 Teddy Dupay vs. Jacksonville (10-10), Dec. 12, 1998 Joe Lawrence vs. LSU (10-10), Feb. 1, 1984	1.000, Tyrone Beaman for Tennessee, (12-12), Feb. 18, 1984 Litterial Green for Georgia, (10-10), Feb. 29, 1992
Rebounds:	21, Eugene McDowell vs. Georgia, Jan. 6, 1982	19, Shaquille O'Neal for LSU, Feb. 27, 1991
Assists:	17, Jason Williams vs. Duquesne, Dec. 3, 1997	13, Roderick Barnes for Ole Miss, Feb. 12, 1986
Blocked Shots:	7, Al Horford vs. Ole Miss, Feb. 16, 2005 Andrew DeClercq vs. Richmond, March 19, 1992 Dwayne Schintzius vs. South Florida, Dec. 23, 1989 Dwayne Schintzius vs. Ohio State, Dec. 16, 1987 Dwayne Schintzius vs. Florida State, Dec. 12, 1987	7, Jarvis Varnado for Mississippi State, March 1, 2008 Tim Duncan for Wake Forest, Dec. 9, 1995
Steals:	7, Dan Werner vs. Georgia, Feb. 9, 2008 Brett Nelson vs. VMI, Dec. 28, 1999 Kenyan Weaks vs. Morehead State, Dec. 22, 1998 Jason Williams vs. Mississippi State, Feb. 4, 1998 Dan Cross vs. Georgia, Feb. 16, 1994 Andrew DeClercq vs. Jacksonville, Dec. 8, 1992 Hosie Grimsley vs. Tennessee, Jan. 17, 1990	7, Tony Williams for Florida State vs. South Florida, Dec. 10, 1982, Florida Four Tournament
Minutes:	46, Vernon Delancy vs. Tennessee, Feb. 18, 1984	45, Johnny Jones for LSU, Feb. 28, 1983

TEAM

	Florida	Opponents
Points:	131 vs. New Hampshire, Nov. 29, 1999	111 by LSU, Dec. 10, 1988
Points (Half):	70 vs. Coastal Carolina, Nov. 30, 1998	58 by Georgia, Feb. 22, 1995
Margin of Victory:	75 vs. Florida A&M, 125-50, Dec. 10, 2000	31 by Kentucky, 94-63, Feb. 24, 1996
Field Goals:	46 vs. New Hampshire, Nov. 29, 1999 vs. Western Carolina, Dec. 2, 1986	40 by Kentucky, Jan. 29, 1997
Field Goal Att.:	83 vs. FAU, Nov. 27, 2000	80 by LSU, Jan. 3, 1981
FG Pct:	.660 vs. Bethune-Cookman, 35-53, Dec. 9, 2005	.649 by Ole Miss, 24-37, Feb. 13, 1982
3-Pt. FG:	17 vs. South Carolina, Feb. 24, 1999 vs. Coastal Carolina, Nov. 30, 1998	15 by Florida A&M, Dec. 2, 2003
3-Pt. FG Att.:	39 vs. Duquesne, Dec. 3, 1997	38 by Florida A&M, Dec. 2, 2003
3-Pt. FG Pct (min. 10):	.769 vs. Western Carolina, (10-13), Dec. 2, 1986	.571 by Florida Gulf Coast, (8-14), Dec. 10, 2008
Free Throws:	40 vs. Morehead State, Dec. 22, 1998	34 by Florida State, Jan. 26, 1981
FT Attempts:	50 vs. Morehead State, Dec. 22, 1998 vs. Auburn, Jan. 8, 1983	47 by Florida State, Jan. 26, 1981
FT Pct (min. 10):	1.000 vs. South Carolina, (16-16), Jan. 15, 1997 vs. Alabama, (14-14), Feb. 8, 2003	.933 by LSU, (14-15), Jan. 17, 1998
Rebounds:	59 vs. Florida A&M, Dec. 2, 2003	58 by LSU, Feb. 5, 1992
Assists:	34 vs. Miami, Feb. 21, 1987	26 by Mississippi State, Dec. 6, 1980
Turnovers:	30 vs. Bethune-Cookman, Nov. 23, 1998 vs. LSU, Feb. 1, 1983	37 by Central Florida, Nov. 22, 1996
Blocked Shots:	14 vs. Eastern Illinois, Nov. 21, 2002	10 by Maryland, Dec. 10, 2003
Steals:	25 vs. Morehead State, Dec. 22, 1998	19 by Kentucky, Feb. 18, 1998
Personal Fouls:	33 vs. Florida State, Jan. 26, 1981	35 by Central Florida, Nov. 18, 1997

CAREER RECORDS

Games Played

1.	Walter Hodge	2006-09	151
2.	Patric Young	2011-14	150
3.	Kenny Boynton	2010-13	145
4.	Erving Walker	2009-12	144
5.	Scottie Wilbekin	2011-14	143
6.	Chandler Parsons	2008-11	142
	Alex Tyus	2008-11	142
8.	Chris Richard	2004-07	141
	Dan Werner	2007-10	141
10.	Erik Murphy	2010-13	136
	Lee Humphrey	2004-07	136

Active Leader:

Michael Frazier II	2013-present	75
--------------------	--------------	----

Games Started

1.	Kenny Boynton	2010-13	142
2.	Andrew DeClercq	1992-95	128
3.	Udonis Haslem	1999-02	125
4.	Andrew Moten	1984-87	124
5.	Eugene McDowell	1982-85	117
6.	Erving Walker	2009-12	113
7.	Dwayne Schintzius	1987-90	110
8.	Ronnie Williams	1981-84	109
9.	Patric Young	2011-14	107
	Eddie Shannon	1996-99	107

Active Leader:

Michael Frazier II	2013-present	35
--------------------	--------------	----

Minutes (Since 1975)

1.	Kenny Boynton	2010-13	4,673
2.	Erving Walker	2009-12	4,358
3.	Eugene McDowell	1982-85	4,100
4.	Chandler Parsons	2008-11	3,964
5.	Andrew Moten	1984-87	3,930
6.	Ronnie Williams	1981-84	3,898
7.	Eddie Shannon	1996-99	3,676
8.	Patric Young	2011-14	3,644
9.	Walter Hodge	2006-09	3,587
10.	Andrew DeClercq	1992-95	3,503

Active Leader:

Michael Frazier II	2013-present	1,841
--------------------	--------------	-------

Minutes Per Game

(Since 1975/Min. 50 Games)

1.	Ronnie Williams	1981-84	35.43
2.	Eugene McDowell	1982-85	35.04
3.	Richard Gasper	1977-78	33.15
4.	Nick Calathes	2008-09	32.97
5.	Vernon Delancy	1981-84	32.39
6.	Kenny Boynton	2010-13	32.23
7.	Mike Moses	1981-82	31.72
8.	Eddie Shannon	1996-99	31.68
9.	Dwayne Schintzius	1987-90	31.59
10.	Andrew Moten	1984-87	31.44

Active Leader:

Michael Frazier II	2013-present	24.55
--------------------	--------------	-------

Points

1.	Ronnie Williams	1981-84	2,090
2.	Kenny Boynton	2010-13	2,033
3.	Andrew Moten	1984-87	1,930
4.	Udonis Haslem	1999-02	1,781
5.	Erving Walker	2009-12	1,777
6.	Stacey Poole	1990-93	1,678
7.	Dwayne Schintzius	1987-90	1,624
8.	Neal Walk	1967-69	1,600
9.	Gene Shy	1973-76	1,573
10.	Matt Bonner	2000-03	1,570

Active Leader:

Michael Frazier II	2013-present	684
--------------------	--------------	-----

Scoring Average

1.	Neal Walk	1967-69	20.8
2.	Joe Hobbs	1956-58	19.6
3.	Tony Miller	1971-73	19.5
4.	Andy Owens	1968-70	19.0
	Ronnie Williams	1981-84	19.0
6.	Bob Emrick	1954-57	17.0
7.	Vernon Maxwell	1985-86	16.6
8.	Chip Williams	1973-75	16.4
9.	Nick Calathes	2008-09	16.3
10.	Anthony Roberson	2003-05	15.8

Active Leader:

Michael Frazier II	2013-present	9.1
--------------------	--------------	-----

Rebounds

1.	Neal Walk	1967-69	1,181
2.	Eugene McDowell	1982-85	1,063
3.	Andrew DeClercq	1992-95	958
4.	Ronnie Williams	1981-84	954
5.	Dwayne Davis	1988-91	921
6.	Al Horford	2005-07	869
	David Lee	2002-05	869
	Bob Emrick	1954-57	869
9.	Chandler Parsons	2008-11	859
10.	Gary Keller	1965-67	855

Active Leader:

Michael Frazier II	2013-present	250
--------------------	--------------	-----

Rebounds Per Game

1.	Neal Walk	1967-69	15.3
2.	Cliff Luyk	1959-62	14.1
3.	Jim Zinn	1956-58	12.7
4.	Rick Casares	1951-53	11.4
5.	Gary Keller	1965-67	11.3
6.	Chip Williams	1973-75	10.2
7.	Bob Emrick	1954-57	9.5
8.	Eugene McDowell	1982-85	9.1
9.	Bob Sherwood	1957-60	9.0
10.	Reggie Hannah	1978-80	8.9

Active Leader:

Dorian Finney-Smith	2014-present	6.7
---------------------	--------------	-----

Double-Doubles

(Since 1971)

1.	Eugene McDowell	1982-85	43
2.	Ronnie Williams	1981-84	40
3.	Bob Smyth	1976-77	33
4.	Dwayne Davis	1988-91	31
	Chip Williams	1973-75	31
6.	Reggie Hannah	1978-80	29
7.	Al Horford	2005-07	28
8.	Udonis Haslem	1999-02	25
9.	Andrew DeClercq	1992-95	23
10.	David Lee	2002-05	22

Active Leader:

Dorian Finney-Smith	2014-present	2
---------------------	--------------	---

Field Goal Percentage

(Min. 500 Attempts)

1.	Dwayne Davis	1988-91	572-892	.641
2.	Joakim Noah	2005-07	405-663	.611
3.	Vernon Macklin	2010-11	347-579	.599
4.	Eugene McDowell	1982-85	642-1,075	.597
5.	Al Horford	2005-07	426-725	.588
6.	Ronnie Williams	1981-84	772-1,319	.585
7.	Udonis Haslem	1999-02	633-1,084	.584
8.	David Lee	2002-05	543-935	.581
9.	Patric Young	2011-14	536-929	.577
10.	Casey Prather	2011-14	308-541	.569

Active Leader:

Michael Frazier II	2013-present	220-482	.456
--------------------	--------------	---------	------

Field Goals Made

1.	Ronnie Williams	1981-84	772
2.	Stacey Poole	1990-93	730
3.	Andrew Moten	1984-87	711
4.	Dwayne Schintzius	1987-90	695
5.	Kenny Boynton	2010-13	666
6.	Eugene McDowell	1982-85	642
7.	Gene Shy	1973-76	639
8.	Udonis Haslem	1999-02	633
9.	Matt Bonner	2000-03	580
10.	Dwayne Davis	1988-91	572
	Neal Walk	1967-69	572

Active Leader:

Michael Frazier II	2013-present	220
--------------------	--------------	-----

Field Goals Attempted

1.	Kenny Boynton	2010-13	1,671
2.	Stacey Poole	1990-93	1,578
3.	Andrew Moten	1984-87	1,572
4.	Gene Shy	1973-76	1,415
5.	Dwayne Schintzius	1987-90	1,407
6.	Erving Walker	2009-12	1,345
7.	Bob Emrick	1954-57	1,324
8.	Ronnie Williams	1981-84	1,319
9.	Joe Hobbs	1956-58	1,293
10.	Tony Miller	1971-73	1,212

Active Leader:

Michael Frazier II	2013-present	482
--------------------	--------------	-----

3-Pt Field Goal Percentage

(Since 1986-87 / Min. 100 Attempts)

1.	Joe Lawrence	1986-87	64-127	.504
2.	Michael Frazier II	2013-present	170-375	.453
3.	Andrew Moten	1986-87	61-137	.445
4.	Lee Humphrey	2004-07	288-649	.444
5.	Pat Lawrence	1986-88	55-126	.437
6.	Erik Murphy	2010-13	143-329	.435
7.	Kenyan Weaks	1997-00	198-464	.427
8.	Brett Nelson	2000-03	228-540	.422
9.	Greg Stolt	1996-99	243-578	.420
10.	Dan Williams	1995-98	79-191	.414

Active Leader:

Michael Frazier II	2013-present	170-375	.453
--------------------	--------------	---------	------

3-Point Field Goals Made

(Since 1986-87)

1.	Kenny Boynton	2010-13	333
2.	Lee Humphrey	2004-07	288
3.	Erving Walker	2009-12	285
4.	Brett Nelson	2000-03	274
5.	Anthony Roberson	2003-05	267
6.	Greg Stolt	1996-99	243
7.	Kenyan Weaks	1997-00	198
8.	Matt Walsh	2003-05	192
9.	Teddy Dupay	1999-01	188
10.	Taurean Green	2005-07	186
	Craig Brown	1991-94	186

Active Leader:

Michael Frazier II	2013-present	170
--------------------	--------------	-----

3-Point Field Goals Attempted

(Since 1986-87)

1.	Kenny Boynton	2010-13	978
2.	Erving Walker	2009-12	755
3.	Brett Nelson	2000-03	689
4.	Anthony Roberson	2003-05	665
5.	Lee Humphrey	2004-07	649
6.	Greg Stolt	1996-99	578
7.	Teddy Dupay	1999-01	496
8.	Matt Walsh	2003-05	483
9.	Kenyan Weaks	1997-00	464
10.	Craig Brown	1991-94	455

Active Leader:

Michael Frazier II	2013-present	375
--------------------	--------------	-----

CAREER RECORDS

Free Throw Percentage

(Min. 140 Attempts)

1. Anthony Roberson	2003-05	210-243	.864
2. Taurean Green	2005-07	350-409	.856
3. Joe Hobbs	1956-59	241-286	.843
4. Bruno Caldwell	1973-75	172-205	.839
5. Brooks Henderson	1963-65	337-406	.830
6. Scott Stewart	1990-93	121-146	.829
7. Brett Nelson	2000-03	189-229	.825
8. Andy Owens	1968-70	345-426	.810
9. Teddy Dupay	1999-01	238-296	.804
10. Greg Stolt	1996-99	196-244	.803

Active Leader:

Michael Frazier II	2013-present	74-88	.841
--------------------	--------------	-------	------

Free Throws Made

1. Ronnie Williams	1981-84	546
2. Udonis Haslem	1999-02	515
3. Bob Emrick	1954-57	514
4. Sonny Powell	1952-55	487
5. Neal Walk	1967-69	456
6. Andrew Moten	1984-87	447
7. Erving Walker	2009-12	438
8. Dan Cross	1992-95	411
9. Kenny Boynton	2010-13	368
10. Taurean Green	2005-07	350
David Lee	2002-05	350

Active Leader:

Dorian Finney-Smith	2014-present	74
Michael Frazier	2013-present	74

Free Throws Attempted

1. Ronnie Williams	1981-84	785
2. Udonis Haslem	1999-02	773
3. Bob Emrick	1954-57	673
4. Sonny Powell	1952-55	625
5. Neal Walk	1967-69	619
6. Andrew Moten	1984-87	605
7. Erving Walker	2009-12	552
8. Dan Cross	1992-95	525
9. Livingston Chatman	1988-91	521
10. David Lee	2002-05	514

Active Leader:

Dorian Finney-Smith	2014-present	115
---------------------	--------------	-----

Assists

(Since 1967-68)

1. Erving Walker	2009-12	547
2. Ronnie Montgomery	1985-88	503
3. Eddie Shannon	1996-99	493
4. Nick Calathes	2008-09	452
5. Vernon Delancy	1981-84	427
6. Greg Williams	1994-97	423
7. Scottie Wilbekin	2011-14	419
8. Andrew Moten	1984-87	411
9. Brett Nelson	2000-03	406
10. Taurean Green	2005-07	397

Active Leader:

Kasey Hill	2014-present	100
------------	--------------	-----

Assists per Game

(Min. 50 Games, Since 1967-68)

1. Nick Calathes	2008-09	6.28
2. Richard Glasper	1977-78	4.26
3. Eddie Shannon	1996-99	4.25
4. Vernon Delancy	1981-84	4.18
5. Mike Leatherwood	1968-69	4.03
6. Jerry Hoover	1970-72	4.00
7. Mike Moses	1981-82	3.96
8. Ronnie Montgomery	1985-88	3.87
9. Norm Caldwell	1973-75	3.85
10. Erving Walker	2009-12	3.80

Active Leader:

Kasey Hill	2014-present	3.13
------------	--------------	------

Blocked Shots

(Since 1975-76)

1. Dwayne Schintzius	1987-90	272
2. Al Horford	2005-07	189
3. Joakim Noah	2005-07	186
4. Andrew DeClercq	1992-95	176
5. Patric Young	2011-14	160
Dwayne Davis	1988-91	160
6. Eugene McDowell	1982-85	150
8. Udonis Haslem	1999-02	120
9. Alex Tyus	2008-11	115
10. David Lee	2002-05	109

Active Leader:

DeVon Walker	2013-present	17
--------------	--------------	----

Blocked Shots Per Game

(Min. 50 Games, Since 1975-76)

1. Dwayne Schintzius	1987-90	2.47
2. Al Horford	2005-07	1.73
3. Joakim Noah	2005-07	1.72
4. Andrew DeClercq	1992-95	1.38
5. Dwayne Davis	1988-91	1.29
6. Eugene McDowell	1982-85	1.28
7. Patric Young	2011-14	1.07
8. Reggie Hannah	1978-80	1.04
9. Marreese Speights	2007-08	0.92
Udonis Haslem	1999-02	0.92

Active Leader:

Dorian Finney-Smith	2014-present	0.43
---------------------	--------------	------

Steals

(Since 1973-74)

1. Eddie Shannon	1996-99	204
2. Brett Nelson	2000-03	198
Dan Cross	1992-95	198
4. Dwayne Davis	1988-91	178
5. Corey Brewer	2005-07	176
6. Scottie Wilbekin	2011-14	167
7. Andrew Moten	1984-87	165
8. Justin Hamilton	2000-03	164
9. Kenyan Weaks	1997-00	163
10. Erving Walker	2009-12	159

Active Leader:

Michael Frazier II	2013-present	63
--------------------	--------------	----

Steals Per Game

(Min. 50 Games, Since 1973-74)

1. Richard Glasper	1977-78	1.83
2. Eddie Shannon	1996-99	1.76
3. Nick Calathes	2008-09	1.75
4. Corey Brewer	2005-07	1.63
5. Dan Cross	1992-95	1.55
6. Brett Nelson	2000-03	1.53
7. Matt Walsh	2003-05	1.52
Vernon Delancy	1981-84	1.52
9. Mike Moses	1981-82	1.49
10. Justin Hamilton	2000-03	1.45

Active Leader:

Kasey Hill	2014-present	1.16
------------	--------------	------

Dunks

(Since 1976)

1. Dwayne Davis	1988-91	168
2. Eugene McDowell	1982-85	162
3. David Lee	2002-05	155
4. Alex Tyus	2008-11	146
5. Patric Young	2011-14	142
6. Joakim Noah	2005-07	130
7. Andrew DeClercq	1992-95	102
8. Udonis Haslem	1999-02	101
9. Al Horford	2005-07	100
10. Vernon Delancy	1981-84	83

Active Leader:

Dorian Finney-Smith	2014-present	14
---------------------	--------------	----

Personal Fouls

1. Udonis Haslem	1999-02	409
2. Andrew DeClercq	1992-95	408
3. Ronnie Williams	1981-84	372
4. Malcolm Cesare	1976-79	361
5. Patric Young	2011-14	358
6. Andrew Moten	1984-87	342
4. Dwayne Schintzius	1987-90	339
8. Dwayne Davis	1988-91	330
9. Sonny Powell	1952-55	321
10. Eddie Shannon	1996-99	320

Active Leader:

Michael Frazier II	2013-present	115
--------------------	--------------	-----

Disqualifications

1. Malcolm Cesare	1976-79	27
2. Sonny Powell	1952-55	25
3. Roy Roberts	1950-53	22
4. Andrew Moten	1984-87	21
Gary McElroy	1966-68	21
6. Andrew DeClercq	1992-95	19
Ronnie Williams	1981-84	19
Dan Boe	1970-72	19
9. Dwayne Schintzius	1987-90	18
10. Vernon Delancy	1981-84	17

Active Leaders:

Dorian Finney-Smith	2014-present	2
Kasey Hill	2014-present	2

INDIVIDUAL SINGLE-SEASON RECORDS

Games Played

1. Taurean Green	2006-07	40
Walter Hodge	2006-07	40
Lee Humphrey	2006-07	40
Joakim Noah	2006-07	40
Chris Richard	2006-07	40
6. Michael Frazier II	2013-14	39
Will Yeguete	2013-14	39
Patric Young	2013-14	39
Dan Werner	2006-07	39
Corey Brewer	2005-06	39
Taurean Green	2005-06	39
Walter Hodge	2005-06	39
Al Horford	2005-06	39
Adrian Moss	2005-06	39
Joakim Noah	2005-06	39
Chris Richard	2005-06	39

Games Started

1. Taurean Green	2006-07	40
Lee Humphrey	2006-07	40
Joakim Noah	2006-07	40
4. Will Yeguete	2013-14	39
Taurean Green	2005-06	39
Al Horford	2005-06	39
7. Joakim Noah	2005-06	38
8. Patric Young	2013-14	37
Kenny Boynton	2012-13	37
Bradley Beal	2011-12	37
Erving Walker	2011-12	37
Erving Walker	2010-11	37
Corey Brewer	2006-07	37
Teddy Dupay	1999-2000	37
Udonis Haslem	1999-2000	37
Mike Miller	1999-2000	37
Craig Brown	1993-94	37
Dan Cross	1993-94	37
Andrew DeClercq	1993-94	37
Dametri Hill	1993-94	37

Minutes

(Since 1975)

1. Taurean Green	2006-07	1,328
2. Taurean Green	2005-06	1,302
3. Clifford Lett	1988-89	1,274
4. Livingston Chatman	1988-89	1,269
5. Bradley Beal	2011-12	1,267
6. Craig Brown	1993-94	1,245
7. Chandler Parsons	2010-11	1,229
8. Kenny Boynton	2010-11	1,218
9. Lee Humphrey	2006-07	1,214
10. Erving Walker	2010-11	1,212

Minutes Per Game

(Since 1975)

1. Clifford Lett	1988-89	37.47
2. Dwayne Schintzius	1988-89	37.33
3. Livingston Chatman	1988-89	37.32
4. Ronnie Williams	1981-82	36.81
5. Dan Cross	1994-95	36.73
6. Eugene McDowell	1984-85	36.37
7. Eugene McDowell	1983-84	36.17
8. Ronnie Williams	1982-83	35.89
9. Ronnie Williams	1980-81	35.41
10. Vernon Delancy	1980-81	35.00

Points

1. Andy Owens	1969-70	676
2. Neal Walk	1967-68	663
3. Neal Walk	1968-69	649
4. Vernon Maxwell	1985-86	648
5. Nick Calathes	2008-09	618
6. Stacey Poole	1991-92	589
7. Kenny Boynton	2011-12	588
8. Dan Cross	1993-94	581
9. Ronnie Williams	1981-82	575
10. Anthony Roberson	2004-05	561

Points Per Game

1. Andy Owens	1969-70	27.0
2. Tony Miller	1971-72	26.7
3. Neal Walk	1967-68	26.5
4. Neal Walk	1968-69	24.0
5. Joe Hobbs	1957-58	23.9
6. Cliff Luyk	1957-58	21.3
Ronnie Williams	1982-83	21.3
8. Chip Williams	1973-74	20.6
9. Vernon Maxwell	1985-86	19.6
10. Ronnie Williams	1980-81	19.4

Rebounds

1. Neal Walk	1967-68	494
2. Neal Walk	1968-69	481
3. Al Horford	2006-07	360
4. Cliff Luyk	1961-62	352
5. Joakim Noah	2006-07	337
6. Bob Smyth	1975-76	330
7. Cliff Luyk	1960-61	328
Jim Zinn	1957-58	328
9. Gary Keller	1965-66	326
10. Dwayne Davis	1988-89	309

Rebounds Per Game

1. Neal Walk	1967-68	19.8
2. Neal Walk	1968-69	17.9
3. Jim Zinn	1957-58	15.5
4. Cliff Luyk	1961-62	15.3
5. Jim Zinn	1955-56	13.5
6. Cliff Luyk	1960-61	13.1
7. Lew Doss	1954-55	13.0
8. Bob Smyth	1975-76	12.7
9. Gary Keller	1965-66	12.5
10. Chip Williams	1972-73	12.1

Double-Doubles

(Since 1971)

1. Bob Smyth	1975-76	18
2. Al Horford	2006-07	16
Dwayne Schintzius	1988-89	16
4. Eugene McDowell	1984-85	15
Chip Williams	1972-73	15
6. Dwayne Davis	1988-89	13
7. David Lee	2004-05	12
Ronnie Williams	1980-81	12
9. Udonis Haslem	2001-02	11
Eugene McDowell	1982-83	11
Ronnie Williams	1982-83	11

Field Goal Percentage

(Min. 100 Attempts)

1. Dwayne Davis	1988-89	179-248	.722
2. Chris Richard	2005-06	97-139	.698
3. Chris Richard	2006-07	98-142	.690
4. David Lee	2002-03	149-230	.648
5. Eugene McDowell	1982-83	203-314	.646
6. Jeff Ramsey	1964-65	85-135	.630
7. Chris Capers	1986-87	110-175	.629
8. Joakim Noah	2005-06	202-322	.627
9. Marreese Speights	2007-08	216-346	.624
10. Casey Prather	2012-13	79-127	.622

Field Goals Made

1. Vernon Maxwell	1985-86	262
2. Andy Owens	1969-70	257
3. Stacey Poole	1991-92	254
4. Neal Walk	1967-68	239
5. Dwayne Schintzius	1987-88	224
Neal Walk	1968-69	224
7. Dwayne Schintzius	1988-89	220
8. Ronnie Williams	1981-82	218
9. Marreese Speights	2007-08	216
Ronnie Williams	1980-81	216

Field Goals Attempted

1. Vernon Maxwell	1985-86	566
2. Stacey Poole	1991-92	537
3. Andy Owens	1969-70	526
4. Neal Walk	1967-68	507
5. Joe Hobbs	1957-58	467
6. Neal Walk	1968-69	465
7. Dwayne Schintzius	1987-88	456
8. Andrew Moten	1985-86	448
9. Joe Hobbs	1956-57	445
10. Lou Merchant	1960-61	441

3-Point Field Goal Percentage

(Min. 50 Attempts, Since 1986-87)

1. Kenyan Weaks	1997-98	61-120	.508
2. Joe Lawrence	1986-87	64-127	.504
3. Walter Hodge	2006-07	34-68	.500
4. Dan Williams	1996-97	33-69	.478
5. Matt Bonner	2002-03	63-133	.474
6. Michael Frazier II	2012-13	52-111	.468
7. Lee Humphrey	2006-07	113-246	.459
Lee Humphrey	2005-06	113-246	.459
9. Greg Stolt	1997-98	60-131	.458
10. Erik Murphy	2012-13	72-159	.453
Brett Nelson	2000-01	81-179	.453

3-Point Field Goals Made

(Since 1986-87)

1. Michael Frazier II	2013-14	118-264	118
2. Lee Humphrey	2006-07	113-246	113
Lee Humphrey	2005-06	113-246	113
4. Kenny Boynton	2011-12	110-270	110
5. Anthony Roberson	2003-04	99-233	99
6. Brett Nelson	2001-02	98-248	98
7. Anthony Roberson	2004-05	94-242	94
8. Craig Brown	1993-94	89-206	89
9. Taurean Green	2005-06	88-229	88
10. Taurean Green	2006-07	82-203	82

3-Point Field Goal Attempts

(Since 1986-87)

1. Kenny Boynton	2011-12	110-270	270
2. Michael Frazier II	2013-14	118-264	264
3. Brett Nelson	2001-02	98-248	248
4. Lee Humphrey	2006-07	113-246	246
Lee Humphrey	2005-06	113-246	246
6. Kenny Boynton	2009-10	72-245	245
7. Kenny Boynton	2010-11	80-242	242
Anthony Roberson	2004-05	94-242	242
9. Anthony Roberson	2003-04	99-233	233
10. Taurean Green	2005-06	88-229	229

INDIVIDUAL SINGLE-SEASON RECORDS

Free Throw Percentage

(Min. 50 Attempts)			
1. Anthony Roberson	2004-05	81-90	.900
2. Kenyan Weaks	1999-00	53-59	.898
3. Bruno Caldwell	1974-75	102-115	.887
4. Taurean Green	2005-06	171-193	.886
5. Scott Stewart	1992-93	46-52	.885
6. Al Bonner	1976-77	82-95	.863
7. Joe Hobbs	1957-58	98-114	.860
8. Anthony Roberson	2003-04	79-92	.859
9. Joe Hobbs	1956-57	89-104	.856
10. Brett Nelson	1999-00	46-54	.852

Free Throws Made

1. Neal Walk	1968-69	201
2. Neal Walk	1967-68	185
3. Udonis Haslem	2001-02	177
4. Taurean Green	2005-06	171
5. Sonny Powell	1954-55	169
6. Dan Cross	1993-94	168
7. Sonny Powell	1953-54	166
8. Andy Owens	1969-70	162
9. Bob Emrick	1955-56	158
10. Erving Walker	2010-11	154
Ronnie Williams	1982-83	154

Free Throws Attempted

1. Neal Walk	1968-69	278
2. Udonis Haslem	2001-02	255
3. Neal Walk	1967-68	244
4. Livingston Chatman	1988-89	224
5. Ronnie Williams	1982-83	213
6. Sonny Powell	1954-55	211
7. Udonis Haslem	2000-01	206
Cliff Luyk	1961-62	206
9. Dan Cross	1993-94	203
Bob Emrick	1955-56	203

Assists

(Since 1967-68)			
1. Nick Calathes	2008-09	231	
2. Nick Calathes	2007-08	221	
3. Ronnie Montgomery	1987-88	190	
4. Taurean Green	2005-06	184	
5. Scottie Wilbekin	2012-13	174	
6. Erving Walker	2011-12	170	
7. Erving Walker	2009-10	166	
8. Vernon Delancy	1982-83	165	
9. Ronnie Montgomery	1985-86	157	
10. Andrew Moten	1986-87	154	

Assists Per Game

(Since 1967-68)			
1. Nick Calathes	2008-09	6.42	
2. Nick Calathes	2007-08	6.10	
3. Vernon Delancy	1982-83	5.89	
4. Ronnie Montgomery	1987-88	5.59	
5. Greg Williams	1995-96	5.00	
6. Scottie Wilbekin	2012-13	4.97	
7. Mike Leatherwood	1968-69	4.96	
8. Erving Walker	2009-10	4.88	
9. Jerry Hoover	1970-71	4.85	
10. Eddie Shannon	1998-99	4.79	

Blocked Shots

(Since 1975-76)			
1. Dwayne Schintzius	1986-87	96	
2. Joakim Noah	2005-06	95	
3. Dwayne Schintzius	1987-88	90	
4. Joakim Noah	2006-07	72	
5. Al Horford	2006-07	70	
6. Al Horford	2005-06	68	
7. Patric Young	2012-13	58	
Dwayne Schintzius	1988-89	58	
9. Al Horford	2004-05	51	
Andrew DeClercq	1993-94	51	

Blocked Shots Per Game

(Since 1975-76)			
1. Dwayne Schintzius	1986-87	2.82	
2. Dwayne Schintzius	1987-88	2.57	
3. Dwayne Schintzius	1989-90	2.54	
4. Joakim Noah	2005-06	2.44	
5. Dwayne Schintzius	1988-89	1.93	
6. Al Horford	2006-07	1.80	
Joakim Noah	2006-07	1.80	
8. Al Horford	2005-06	1.74	
9. Dwayne Davis	1989-90	1.61	
10. Al Horford	2004-05	1.59	

Steals

(Since 1973-74)			
1. Dan Cross	1993-94	76	
2. Corey Brewer	2006-07	69	
3. Nick Calathes	2008-09	68	
4. Dwayne Davis	1990-91	63	
5. Orien Greene	2001-02	61	
6. Brett Nelson	1999-00	60	
7. Brett Nelson	2001-02	59	
Brett Nelson	2000-01	59	
9. Nick Calathes	2007-08	58	
10. Craig Brown	1993-94	57	

Steals Per Game

(Since 1973-74)			
1. Kenyan Weaks	1998-99	2.25	
Dwayne Davis	1990-91	2.25	
3. Dan Cross	1993-94	2.05	
4. Orien Greene	2001-02	1.97	
5. Corey Brewer	2006-07	1.90	
Brett Nelson	2001-02	1.90	
Brett Nelson	2000-01	1.90	
8. Nick Calathes	2008-09	1.89	
9. Eddie Shannon	1997-98	1.83	
10. Richard Gasper	1977-78	1.81	

Dunks

(Since 1976-77)			
1. Marreese Speights	2007-08	66	
2. Joakim Noah	2005-06	61	
3. Joakim Noah	2006-07	59	
4. Dwayne Davis	1988-89	58	
5. Eugene McDowell	1982-83	57	
6. Patric Young	2011-12	56	
7. Al Horford	2005-06	54	
8. Alex Tyus	2008-09	52	
9. David Lee	2002-03	51	
10. David Lee	2004-05	47	

Personal Fouls

1. Kenny McClary	1985-86	123
2. Udonis Haslem	1999-00	113
3. Dwayne Schintzius	1986-87	111
4. Andrew DeClercq	1993-94	108
5. Andrew DeClercq	1991-92	106
6. Gary McElroy	1967-68	104
7. Mike Milligan	1979-80	103
8. Andrew Moten	1985-86	102
Neal Walk	1968-69	102
10. Six tied, last Patric Young	2013-14	101

Fouled Out

1. Gary McElroy	1967-68	13
2. Roy Roberts	1952-53	11
3. Sonny Powell	1954-55	10
4. Neal Walk	1968-69	9
5. 10 tied, last Renaldo Garcia	1989-90	8

Single-Season Leaders by Class

CATEGORY	FRESHMAN	SOPHOMORE	JUNIOR	SENIOR
Points	Nick Calathes, 552 (2007-08)	Vernon Maxwell, 648 (1985-86)	Neal Walk, 663 (1967-68)	Andy Owens, 676 (1969-70)
Scoring Average	Ronnie Williams, 19.4 (1980-81)	Vernon Maxwell, 19.6 (1985-86)	Tony Miller, 26.7 (1971-72)	Andy Owens, 27.0 (1969-70)
Rebounds	Donnell Harvey, 258 (1999-00)	Dwayne Davis, 309 (1988-89)	Neal Walk, 494 (1967-68)	Neal Walk, 481 (1967-68)
Rebound Average	Ronnie Williams, 9.0 (1980-81)	Jim Zinn, 13.5 (1955-56)	Neal Walk, 19.8 (1967-68)	Neal Walk, 17.9 (1968-69)
Field Goal Percentage	Marreese Speights, .671 (2006-07)	Dwayne Davis, .722 (1988-89)	Chris Richard, .698 (2005-06)	Chris Richard, .690 (2006-07)
Field Goals Made	Ronnie Williams, 216 (1980-81)	Vernon Maxwell, 262 (1985-86)	Stacey Poole, 254 (1991-92)	Andy Owens, 257 (1969-70)
Field Goals Attempted	Nick Calathes, 411 (2007-08)	Vernon Maxwell, 566 (1985-86)	Stacey Poole, 537 (1991-92)	Andy Owens, 526 (1969-70)
3-Point Percentage	Michael Frazier II, .468 (2012-13)	Kenyan Weaks, .508 (1997-98)	Dan Williams, .478 (1996-97)	Joe Lawrence, .504 (1986-87)
3-Pointers Made	Anthony Roberson, 74 (2002-03)	Michael Frazier II, 118 (2013-14)	Lee Humphrey, 113 (2005-06)	Lee Humphrey, 113 (2006-07)
3-Point Attempts	Kenny Boynton, 245 (2009-10)	Michael Frazier II, 264 (2013-14)	Kenny Boynton, 270 (2011-12)	Lee Humphrey, 246 (2006-07)
Free Throw Percentage	Brett Nelson, .852 (1999-00)	Bruno Caldwell, .887 (1974-75)	Anthony Roberson, .900 (2004-05)	Kenyan Weaks, .898 (1999-00)
Free Throws Made	Nick Calathes, 144 (2007-08)	Ronnie Williams, 139 (1981-82)	Neal Walk, 185 (1967-68)	Neal Walk, 201 (1968-69)
Free Throws Attempted	Nick Calathes, 199 (2007-08)	Livingston Chatman, 224 (1988-89)	Neal Walk, 244 (1967-68)	Neal Walk, 278 (1968-69)
Assists	Nick Calathes, 221 (2007-08)	Nick Calathes, 231 (2008-09)	Scottie Wilbekin, 174 (2012-13)	Ronnie Montgomery, 190 (1987-88)
Blocked Shots	Dwayne Schintzius, 96 (1986-87)	Joakim Noah, 95 (2005-06)	Joakim Noah, 72 (2006-07)	Udonis Haslem, 39 (2001-02)
Steals	Brett Nelson, 60 (1999-00)	Nick Calathes, 68 (2008-09)	Dan Cross, 76 (1993-94)	Dwayne Davis, 63 (1990-91)

TEAM SINGLE-SEASON RECORDS

Wins			Field Goals Attempted			3-Point Percentage			Personal Fouls		
1.	36*	2013-14	1.	2299	1999-2000	1.	.437	1986-87	1.	750	1999-2000
2.	35	2006-07	2.	2246	1986-87	2.	.409	2006-07	2.	683	1993-94
3.	33	2005-06	3.	2170	1993-94	3.	.400	1997-98	3.	646	1986-87
4.	29	2012-13	4.	2138	2006-07	4.	.395	1987-88	4.	641	1974-75
	29	2010-11	5.	2134	2008-09	5.	.392	2005-06	5.	626	2006-07
	29	1999-2000	6.	2120	2005-06	6.	.391	1992-93	6.	625	1997-98
	29	1993-94	7.	2108	2007-08	7.	.390	2004-05	7.	623	2005-06
8.	26	2011-12	8.	2106	2011-12		.390	2002-03	8.	622	1975-76
9.	25	2008-09	9.	2083	2010-11	9.	.383	2000-01	9.	619	1991-92
	25	2002-03	10.	2058	1987-88	10.	.380	2011-12	10.	613	1998-99
			Top Avg./Game: 78.43 (1955-56)								
Winning Percentage			Field Goal Percentage			Free Throws Made			Fouled Out		
1.	.923 (36-3)	2013-14	1.	.526*	2006-07	1.	646	2006-07	1.	40	1975-76
2.	.875 (35-5)	2006-07	2.	.515	1976-77	2.	641	2005-06	2.	36	1951-52
3.	.846 (33-6)	2005-06	3.	.513	1982-83	3.	628	1999-2000	3.	31	1989-90
4.	.840 (21-4)	1966-67	4.	.502	1988-89	4.	611	1993-94	4.	29	1980-81
5.	.833 (15-3)	1940-41	5.	.501	1981-82	5.	592	1988-89		29	1971-72
6.	.784 (29-8)	2012-13	6.	.500	2005-06	6.	582	2013-14		29	1967-68
	.784 (29-8)	2010-11	7.	.498	1980-81	7.	562	1954-55	7.	28	1976-77
	.784 (29-8)	1999-2000	8.	.496	1983-84	8.	555	2000-01		28	1974-75
	.784 (29-8)	1993-94	9.	.488	2007-08	9.	540	1953-54	9.	26	1954-55
10.	.774 (24-7)	2000-01	9.	.488	1974-75	10.	535	1998-99	10.	25	1997-98
							535	1956-57		25	1953-54
Games Played			3-Pointers Attempted			Free Throws Made/Game			Rebounds		
1.	40	2006-07	1.	939*	2011-12	1.	25.55	1954-55	1.	1,504	2006-07
2.	39	2013-14	2.	802	2008-09	2.	24.55	1953-54	2.	1,478	1993-94
	39	2005-06	3.	794	2012-13	3.	22.42	1952-53	3.	1,452	1999-2000
4.	37	2012-13	4.	762	1998-99	4.	22.29	1956-57	4.	1,402	2005-06
	37	2011-12	5.	749	2007-08	5.	20.50	1962-63	5.	1,385	2013-14
	37	2010-11	6.	738	2005-06	6.	20.45	1955-56	5.	1,384	2010-11
	37	1993-94	7.	735	2002-03	7.	20.40	1964-65	6.	1,345	1968-69
	37	1999-2000	8.	732	1999-2000	8.	19.73	1971-72	7.	1,342	1965-66
9.	36	2008-09	9.	727	2006-07	9.	19.63	1967-68	8.	1,321	2011-12
	36	2007-08	10.	712	1997-98	10.	18.88	1965-66	9.	1,319	1967-68
			Top Avg./Game: 25.38 (2011-12)						10.	1,301	1960-61
Field Goals Made			3-Pointers Made			Free Throws Attempted			Rebound Average		
1.	1125	2006-07	1.	357*	2011-12	1.	916	1988-89	1.	54.1	1955-56
2.	1104	1999-2000	2.	300	2012-13	2.	885	1999-2000	2.	52.8	1967-68
3.	1081	1986-87	3.	297	2006-07	3.	871	2013-14	3.	52.4	1963-64
4.	1061	2005-06	4.	294	2008-09	4.	867	1993-94	4.	51.9	1958-59
5.	1029	2007-08	5.	289	2005-06	5.	936	2006-07	5.	51.6	1965-66
6.	1018	2008-09		289	1998-99	6.	862	2005-06	6.	51.0	1966-67
7.	985	1993-94	7.	287	2002-03	7.	804	1954-55	7.	50.8	1957-58
8.	976	2011-12	8.	285	1997-98	8.	788	1987-88	8.	50.0	1960-61
9.	968	2010-11	9.	279	2007-08	9.	761	2000-01	9.	49.9	1959-60
10.	960	2012-13	10.	266	1999-2000		761	1998-99	10.	49.8	1968-69
						Top Avg./Game: 36.55 (1954-55)					
Field Goals Made/Game			3-Pointers Made/Game			Free Throw Percentage			Rebound Margin		
1.	32.75	1974-75	1.	9.83*	1997-98	1.	.765	1974-75	1.	+17.1	1966-67
2.	32.33	1971-72	2.	9.65*	2011-12	2.	.759	1962-63	2.	+13.3	1964-65
3.	32.00	1976-77	3.	9.32	1998-99	3.	.755	1975-76	3.	+11.0	1965-66
4.	31.79	1986-87	4.	8.70	2002-03	4.	.754	1973-74	4.	+10.5	1967-68
5.	31.58	1975-76	5.	8.47	1996-97	5.	.750	2003-04	5.	+10.4	1963-64
6.	30.50	1972-73	6.	8.26	2000-01	6.	.744	2005-06	6.	+10.1	1955-56
	30.50	1963-64	7.	8.17	2008-09	7.	.729	2000-01	7.	+9.3	1968-69
8.	30.37	1968-69	8.	8.11	2012-13	8.	.724	1953-54	8.	+8.5	2006-07
9.	30.27	1973-74	9.	8.03	2003-04	9.	.721	1967-68	9.	+7.7	1951-52
10.	30.22	1978-79	10.	7.63	2004-05	10.	.717	1956-57	10.	+7.0	1961-62

TEAM SINGLE-SEASON RECORDS

Assists

1.	688	1986-87
2.	650	2005-06
3.	633	1987-88
4.	629	2007-08
5.	614	2006-07
6.	611	1999-2000
7.	605	2008-09
8.	551	2011-12
9.	542	2002-03
10.	540	2012-13

Season records kept only since 1967-68.

Assists/Game

1.	20.24	1986-87
2.	18.09	1987-88
3.	17.50	1972-73
4.	17.47	2007-08
5.	17.35	2000-01
6.	16.85	1973-74
7.	16.81	2008-09
8.	16.74	2001-02
9.	16.70	2005-06
10.	16.51	1999-2000

Turnovers Forced/Game

1.	19.54	1999-2000
2.	19.22	1998-99
3.	19.17	1997-98
4.	18.35	2001-02
5.	17.81	1977-78
6.	17.42	1973-74
7.	17.35	1974-75
8.	17.17	1986-87
9.	17.10	1978-79
10.	16.86	1992-93

Turnovers/Game

1.	10.36	1985-86
2.	11.05	2013-14
3.	11.08	2011-12
4.	11.19	2012-13
5.	12.06	2008-09
6.	12.17	1987-88
7.	12.22	2010-11
8.	12.38	1986-87
9.	12.40	2009-10
10.	12.43	1984-85

Steals

1.	365	1999-00
2.	311	1998-99
3.	307	2001-02
4.	305	1993-94
5.	297	2005-06
6.	294	2008-09
7.	278	1987-88
8.	274	2013-14
9.	273	1986-87
10.	271	2000-01

Season records kept only since 1973-74.

Steals/Game

1.	10.03	1998-99
2.	9.90	2001-02
3.	9.86	1999-00
4.	9.31	1997-98
5.	8.96	1992-93
	8.96	1990-91
7.	8.74	2000-01
8.	8.32	1989-90
9.	8.24	1993-94
10.	8.17	2008-09

Blocks

1.	207	2005-06
2.	192	2006-07
3.	168	1987-88
4.	146	2004-05
5.	145	1993-94
	145	1986-87
7.	141	2001-02
	141	1999-00
9.	132	1988-89
10.	131	2010-11
	131	2002-03
	131	1997-98

Season records kept only since 1975-76.

Blocks/Game

1.	5.31	2005-06
2.	4.80	2006-07
	4.80	1987-88
4.	4.60	1992-93
5.	4.56	2004-05
6.	4.54	2001-02
7.	4.51	1997-98
8.	4.26	1986-87
9.	3.97	2002-03
10.	3.96	1989-90

Points

1.	3,193	2006-07
2.	3,102	1999-00
3.	3,052	2005-06
4.	2,864	1986-87
5.	2,808	2011-12
6.	2,791	2007-08
7.	2,777	1993-94
8.	2,774	2008-09
9.	2,727	2013-14
10.	2,667	2010-11

Points/Game

1.	84.2	1986-87
2.	83.8	1999-00
3.	81.8	1974-75
4.	81.1	1976-77
5.	80.9	2000-01
6.	80.8	1975-76
7.	80.5	2001-02
8.	79.8	2006-07
9.	79.4	1971-72
10.	78.7	1967-68
	78.7	1955-56

Scoring Margin

1.	+17.2*	2006-07
2.	+17.0	2012-13
3.	+14.9	1999-00
4.	+14.7	2005-06
5.	+13.9	2001-02
6.	+13.8	2000-01
7.	+13.1	2004-05
8.	+12.3	1986-87
9.	+12.2	2013-14
10.	+10.9	2011-12

Dunks

(Unofficial Statistic)

1.	175	2005-06
2.	160	2006-07
3.	114	2009-10
4.	109	1999-00
5.	107	2010-11
6.	103	2007-08
7.	99	2001-02
8.	98	2011-12
9.	95	2008-09
10.	93	2004-05

*led NCAA

TOP GAMES SCORING & REBOUNDING

30-Point Games (102)

Points	Name	Opponent	Date	Site
54	Tony Miller	Chicago State	Feb. 29, 1972	Florida Gym
44	Dick Tomlinson	Tampa	Dec. 11, 1963	Florida Gym
41	Andy Owens	Mississippi St.	Feb. 21, 1970	Florida Gym
41	Joe Hobbs	Georgia	March 1, 1958	Florida Gym
40	Eugene McDowell	Biscayne	Dec. 21, 1982	O'Dome
40	Cliff Luyk	Tennessee	Feb. 5, 1962	Florida Gym
39	Tony Miller	Auburn	Jan. 8, 1972	Away
39	Andy Owens	Harvard	Dec. 23, 1969	Florida Gym
39	Andy Owens	Louisville	Dec. 20, 1969	Florida Gym
39	Neal Walk	LSU	Jan. 6, 1968	Florida Gym
38	Vernon Delancy	Alabama	Jan. 24, 1981	O'Dome
38	Tony Miller	South Florida	Dec. 4, 1971	Florida Gym
38	Neal Walk	LSU	Feb. 10, 1968	Away
37	Michael Frazier II	South Carolina	March 4, 2014	Away
37	Joakim Noah	Georgia	March 1, 2006	O'Dome
37	Vernon Delancy	Florida Southern	Dec. 18, 1980	Orlando, FL
37	Larry Brewster	Tennessee	March 4, 1978	Florida Gym
37	Chip Williams	Kentucky	Jan. 26, 1974	Florida Gym
37	Neal Walk	Jacksonville	Dec. 1, 1967	Florida Gym
36	Ronnie Williams	Purdue	Dec. 27, 1980	Jacksonville, FL
36	Tony Miller	LSU	Dec. 22, 1971	Florida Gym
36	Andy Owens	Alabama	March 7, 1970	Away
36	Andy Owens	Kentucky	Jan. 10, 1970	Florida Gym
36	Neal Walk	Alabama	Jan. 27, 1968	Florida Gym
36	Cliff Luyk	Georgia	March 3, 1962	Florida Gym
36	Bob Emrick	LSU	Jan. 10, 1955	Florida Gym
36	Lew Doss	Stetson	Dec. 11, 1954	Florida Gym
35	Anthony Roberson	Vanderbilt	March 13, 2004	Georgia Dome
35	Neal Walk	Furman	Jan. 18, 1969	Florida Gym
35	Neal Walk	Vanderbilt	Feb. 3, 1968	Away
35	Andy Owens	Ole Miss	Jan. 8, 1968	Florida Gym
34	Anthony Roberson	Auburn	Jan. 12, 2005	Away
34	Vernon Maxwell	Hawaii	Dec. 29, 1986	Away
34	Andy Owens	Auburn	Feb. 7, 1970	Away
34	Earl Findley	Ole Miss	Jan. 26, 1970	Away
34	Andy Owens	Auburn	Jan. 3, 1970	Florida Gym
34	Neal Walk	Georgia	March 1, 1969	Florida Gym
34	Neal Walk	LSU	Dec. 18, 1969	Away
34	Neal Walk	LSU	Feb. 12, 1968	Florida Gym
34	Tom Baxley	Miami	Nov. 30, 1962	Away
34	Bob Emrick	Wofford	Dec. 9, 1953	Away
33	Nick Calathes	Kentucky	Feb. 10, 2009	Away
33	Matt Walsh	Miami	Dec. 21, 2002	Miami, FL
33	Greg Stolt	South Florida	Dec. 10, 1996	O'Dome
33	Vernon Maxwell	Ohio State	Dec. 20, 1986	Honolulu, HI
33	Andy Owens	LSU	Feb. 4, 1970	Florida Gym
33	Neal Walk	Georgia	Jan. 22, 1968	Florida Gym
33	Tom Baxley	Tulane	Jan. 7, 1963	Florida Gym
32	Nick Calathes	North Carolina St.	Jan. 3, 2009	O'Dome
32	Vernon Maxwell	Kentucky	Feb. 20, 1988	O'Dome
32	Andrew Moten	LSU	Dec. 16, 1986	O'Dome
32	Andrew Moten	Alabama	Feb. 26, 1986	O'Dome
32	Chip Williams	Ole Miss	Feb. 22, 1975	Away
32	Gene Shy	Auburn	Feb. 16, 1974	Florida Gym
32	Tony Miller	Georgia	Jan. 30, 1971	Florida Gym
32	Andy Owens	Mississippi St.	Jan. 24, 1970	Away
32	Neal Walk	St. Joseph's	Dec. 27, 1967	Jacksonville, FL
32	Greg Keller	Miami	Dec. 3, 1966	Away
32	Tom Barbee	Georgia	March 3, 1962	Florida Gym
32	Bobby Sherwood	Mississippi St.	Feb. 14, 1959	Away
32	Joe Hobbs	Muhlenberg	Dec. 17, 1956	Charlotte, NC
32	Harry Hamilton	Florida Southern	Feb. 3, 1951	Away
31	Erving Walker	Arkansas	Feb. 18, 2012	Away
31	Matt Bonner	South Florida	Dec. 8, 2001	Away
31	Kenyan Weaks	Auburn	March 5, 1998	Atlanta, GA
31	Jason Williams	Texas	Dec. 9, 1997	Away

Points	Name	Opponent	Date	Site
31	Andrew Moten	Mississippi St.	March 1, 1986	O'Dome
31	Ronnie Williams	Georgia	Feb. 3, 1982	Away
31	Reggie Hannah	Hofstra	Dec. 13, 1977	Jacksonville, FL
31	Chip Williams	Georgia	Feb. 11, 1974	Away
31	Chip Williams	Alabama	Jan. 28, 1974	Away
31	Tony Miller	Georgia Tech	Feb. 5, 1973	Away
31	Chip Williams	Georgia	Feb. 3, 1973	Away
31	Tony Miller	Rutgers	Dec. 26, 1972	Jacksonville, FL
31	Tony Miller	Georgia	March 4, 1972	Away
31	Tony Miller	Mississippi St.	Feb. 26, 1972	Florida Gym
31	Tony Miller	Illinois	Dec. 29, 1971	Jacksonville, FL
31	Neal Walk	Miami	Dec. 7, 1968	Away
31	Neal Walk	West Virginia	Dec. 9, 1967	Away
31	Joe Hobbs	Vanderbilt	Feb. 25, 1956	Florida Gym
31	Rick Casares	Tulane	Jan. 16, 1953	Florida Gym
30	Anthony Roberson	Vanderbilt	Jan. 15, 2005	Away
30	Dametri Hill	Tennessee	March 2, 1996	Away
30	Dan Cross	Kentucky	Feb. 18, 1995	Away
30	Vernon Maxwell	Auburn	Feb. 9, 1987	O'Dome
30	Vernon Maxwell	Vanderbilt	Jan. 24, 1987	O'Dome
30	Vernon Maxwell	Tennessee	Jan. 17, 1987	O'Dome
30	Eugene McDowell	Alabama	Jan. 26, 1985	O'Dome
30	Andrew Moten	Auburn	Jan. 5, 1985	Away
30	Ronnie Williams	Jacksonville	Dec. 5, 1981	Jacksonville, FL
30	Bob Smyth	LSU	Jan. 31, 1977	Away
30	Gene Shy	Kentucky	Feb. 25, 1974	Away
30	Chip Williams	Valdosta State	Dec. 1, 1972	Florida Gym
30	Andy Owens	Kentucky	Feb. 14, 1970	Away
30	Andy Owens	LSU	Feb. 11, 1970	Away
30	Neal Walk	Ole Miss	Jan. 27, 1969	Florida Gym
30	Neal Walk	Florida State	Dec. 7, 1967	Away
30	Andy Owens	Kentucky	Dec. 4, 1967	Away
30	Greg Keller	Miami	Dec. 4, 1965	Away
30	Lou Merchant	Florida State	Feb. 22, 1961	Florida Gym
30	Bob Shiver	Alabama	Jan. 11, 1960	Florida Gym
30	Bob Emrick	LSU	Jan. 9, 1956	Away

Most 40-Point Games Career/Season: 1, six players; most recent, Eugene McDowell, 40 points vs. Biscayne, Dec. 21, 1982 at the O'Dome

Most 30-Point Games Career: 15, Neal Walk

Most 30-Point Games Season: 11, Andy Owens, 1969-70

Most Consecutive 30-Point Games: 2, four times, last by Anthony Roberson (34 at Auburn, Jan. 12, 2005 and 30 at Vanderbilt, Jan. 15, 2005)

Last Time Two Players With 30 Points in the Same Game: March 3, 1962 vs. Georgia (Cliff Luyk 36, Tom Barbee 32)

Double Figure Scoring Games Career: 112, Kenny Boynton, 2010-13

Double Figure Scoring Games Season: 33, Vernon Maxwell, 1985-86; Dan Cross 1993-94; Craig Brown 1993-94

Consecutive Double Figure Scoring Games Career: 53, Neal Walk, 1967-69; 52, Ronnie Williams, 1981-83

TOP GAMES SCORING & REBOUNDING

20-Rebound Games (23)

#	Name	Opponent	Date
31	Neal Walk	Alabama	Jan. 27, 1968
31	Jim Zinn	Ole Miss	Feb. 18, 1957
30	Jim Zinn	Wofford	Dec. 5, 1955
30	Lew Doss	Mississippi State	Feb. 19, 1955
29	Neal Walk	at Kentucky	Dec. 4, 1967
27	Neal Walk	at Florida State	Dec. 7, 1967
26	Cliff Luyk	Kentucky	Feb. 2, 1962
25	Neal Walk	Georgia	March 1, 1969
24	Neal Walk	Ole Miss	Jan. 27, 1969
24	Cliff Luyk	vs. Jacksonville	Dec. 28, 1960
23	Cliff Luyk	Georgia	Feb. 27, 1960
22	Chip Williams	LSU	Feb. 8, 1975
22	Neal Walk	vs. Virginia Tech	Dec. 29, 1966
22	Richard Peek	Miami	Jan. 9, 1964
21	Eugene McDowell	Georgia	Jan. 6, 1982
21	Neal Walk	Vanderbilt	Jan. 6, 1969
21	Gary Keller	Miami	Jan. 12, 1966
21	Jeff Ramsey	Kentucky	Jan. 8, 1966
20	Andrew DeClercq	Kentucky	Jan. 18, 1994
20	Chip Williams	Kentucky	Feb. 17, 1973
20	Chip Williams	at Georgia	Feb. 3, 1973
20	Chip Williams	Ole Miss	Jan. 29, 1973
20	Gary Keller	Tennessee	Feb. 21, 1966

Triple-Doubles, Donovan Era (3 since 1996-97)

Name	Opponent	Date	P	R	A
Nick Calathes	Georgia	Jan. 28, 2009	20	13	10
Nick Calathes	Creighton	March 21, 2008	11	13	11
Corey Brewer	Jacksonville	Dec. 18, 2005	15	10	13

30-Point Games by Player

(102 by 39 Players)

Neal Walk	15
Andy Owens	13
Tony Miller	10
Vernon Maxwell	6
Chip Williams	6
Andrew Moten	4
Bob Emrick	3
Joe Hobbs	3
Anthony Roberson	3
Ronnie Williams	3
Tom Baxley	2
Nick Calathes	2
Vernon Delancy	2
Greg Keller	2
Cliff Luyk	2
Eugene McDowell	2
Gene Shy	2
Tom Barbee	1
Larry Brewster	1
Matt Bonner	1
Rick Casares	1
Dan Cross	1
Lew Doss	1
Earl Findley	1
Michael Frazier II	1
Harry Hamilton	1
Reggie Hannah	1
Dametri Hill	1
Lou Merchant	1
Joakim Noah	1
Bobby Sherwood	1
Bob Shiver	1
Bob Smyth	1
Greg Stolt	1
Dick Tomlinson	1
Erving Walker	1
Matt Walsh	1
Kenyan Weaks	1
Jason Williams	1

Most Points in a Game by Class

SENIOR

41 — Joe Hobbs vs. Georgia, March 1, 1958
41 — Andy Owens vs. Mississippi State, Feb. 21, 1970
40 — Cliff Luyk vs. Tennessee, Feb. 5, 1962
39 — Andy Owens vs. Harvard, Dec. 23, 1969
39 — Andy Owens vs. Louisville, Dec. 20, 1969

JUNIOR

54 — Tony Miller vs. Chicago State, Feb. 29, 1972
44 — Dick Tomlinson vs. Tampa, Dec. 11, 1963
39 — Neal Walk vs. LSU, Jan. 6, 1968
39 — Tony Miller vs. Auburn, Feb. 12, 1972
38 — Tony Miller vs. South Florida, Dec. 4, 1971
38 — Neal Walk vs. LSU, Feb. 10, 1968

SOPHOMORE

40 — Eugene McDowell vs. Biscayne, Dec. 28, 1982
37 — Michael Frazier II at South Carolina, March 4, 2014
37 — Joakim Noah vs. Georgia, March 1, 2006
36 — Bob Emrick vs. LSU, Jan. 10, 1955
36 — Lew Doss vs. Stetson, Dec. 11, 1954

FRESHMAN

38 — Vernon Delancy vs. Alabama, Jan. 24, 1981
37 — Vernon Delancy vs. Florida Southern, Dec. 18, 1980
36 — Ronnie Williams vs. Purdue, Dec. 27, 1980
33 — Matt Walsh vs. Miami, Dec. 21, 2002
31 — Reggie Hannah vs. Hofstra, Dec. 13, 1977

20-Rebound Games by Player

(23 By 10 Players)

Neal Walk	7
Chip Williams	4
Cliff Luyk	3
Gary Keller	2
Jim Zinn	2
Andrew DeClercq	1
Lew Doss	1
Eugene McDowell	1
Richard Peek	1
Jeff Ramsey	1

Most Rebounds in a Game by Class

SENIOR

26 — Cliff Luyk vs. Kentucky, Feb. 2, 1962
25 — Neal Walk vs. Georgia, March 1, 1969
24 — Neal Walk vs. Ole Miss, Jan. 27, 1969
22 — Chip Williams vs. LSU, Feb. 8, 1975
21 — Neal Walk vs. Vanderbilt, Jan. 1, 1969

JUNIOR

31 — Neal Walk vs. Alabama, Jan. 27, 1968
31 — Jim Zinn vs. Ole Miss, Feb. 18, 1957
29 — Neal Walk vs. Kentucky, Dec. 4, 1967
27 — Neal Walk vs. Florida State, Dec. 7, 1967
24 — Cliff Luyk vs. Jacksonville, Dec. 28, 1960

SOPHOMORE

30 — Jim Zinn vs. Wofford, Dec. 5, 1955
30 — Lew Doss vs. Mississippi State, Feb. 19, 1955
23 — Cliff Luyk vs. Georgia, Feb. 27, 1960
22 — Neal Walk vs. Virginia Tech, Dec. 29, 1966
22 — Richard Peek vs. Miami, Jan. 9, 1964

FRESHMAN

21 — Eugene McDowell vs. Georgia, Jan. 6, 1982
18 — Al Horford vs. Alabama, Feb. 5, 2005
17 — Ronnie Williams vs. Florida State, Jan. 26, 1981
17 — Malcolm Cesare vs. Missouri Western, Dec. 16, 1975
16 — Reggie Hannah vs. Hofstra, Dec. 13, 1977
16 — Gene Shy vs. Tennessee, Feb. 19, 1973

BIGGEST WINS

Overall

75 pts	12/10/00	Florida A&M	125-50
67 pts	12/30/75	Roosevelt	121-54
63 pts	12/9/74	NW Missouri State	114-51
61 pts	11/21/07	Prairie View A&M	94-33
59 pts	11/29/99	New Hampshire	131-72
58 pts	11/27/00	Florida A&M	100-42
58 pts	12/20/98	Long Island	119-61
56 pts	11/28/07	Southern	83-27
54 pts	11/14/07	North Carolina Central	105-51
54 pts	12/18/01	High Point	103-49
54 pts	12/20/84	St. Thomas	120-66
53 pts	12/13/44	Cedar Key AAF	77-24
52 pts	12/30/01	Belmont	107-55
52 pts	11/28/01	New Hampshire	108-56
52 pts	12/4/99	Florida A&M	96-44
52 pts	1/4/32	Waycross	66-14

O'Connell Center

75 pts	12/10/00	Florida A&M	125-50
61 pts	11/21/07	Prairie View A&M	94-33
59 pts	11/29/99	New Hampshire	131-72
58 pts	11/27/00	Florida A&M	100-42
58 pts	12/20/98	Long Island	119-61
56 pts	11/28/07	Southern	83-27
54 pts	11/14/07	North Carolina Central	105-51
54 pts	12/18/01	High Point	103-49
52 pts	12/30/01	Belmont	107-55
52 pts	12/4/99	Florida A&M	96-44
51 pts	11/20/07	North Florida	102-51
51 pts	1/17/06	Savannah State	113-62
51 pts	11/28/84	Central Florida	106-55
50 pts	11/18/11	North Carolina A&T	105-55
49 pts	11/11/12	Alabama State	84-35
49 pts	12/22/04	Eastern Kentucky	98-49
49 pts	12/19/99	High Point	109-60

Home

75 pts	12/10/00	Florida A&M	125-50
67 pts	12/30/75	Roosevelt	121-54
63 pts	12/9/74	NW Missouri State	114-51
61 pts	11/21/07	Prairie View A&M	94-33
59 pts	11/29/99	New Hampshire	131-72
58 pts	11/27/00	Florida A&M	100-42
58 pts	12/20/98	Long Island	119-61
56 pts	11/28/07	Southern	83-27
54 pts	11/14/07	North Carolina Central	105-51
54 pts	12/18/01	High Point	103-49
53 pts	12/13/44	Cedar Key AAF	77-24
52 pts	12/30/01	Belmont	107-55
52 pts	12/4/99	Florida A&M	96-44
51 pts	11/20/07	North Florida	102-51
51 pts	1/17/06	Savannah State	113-62
51 pts	11/24/84	Central Florida	106-55
51 pts	2/29/72	Chicago State	120-69
51 pts	1/8/43	O.C.S.	63-12

Away

54 pts	12/20/84	St. Thomas	120-66
52 pts	11/28/01	New Hampshire	108-56
52 pts	1/4/32	Waycross	66-14
49 pts	12/7/68	Miami	111-62
48 pts	1/6/40	Southern	77-29
46 pts	1/12/43	305th Fighter Squadron	70-24
40 pts	12/4/86	SMU (Pensacola)	110-70
40 pts	12/28/71	Columbia (Gator Bowl)	87-47
38 pts	2/11/43	197th Field Artillery	66-28
36 pts	1/6/39	Southern	62-26
35 pts	1/26/13	Mississippi State	82-47
35 pts	1/29/66	Ole Miss	96-61
35 pts	1/15/26	Rollins	48-13

BIGGEST LOSSES

Overall

56 pts	3/4/48	Kentucky	31-87
54 pts	1/21/81	Kentucky	48-102
53 pts	1923-24	Albany YMCA	13-66
48 pts	12/14/50	Kentucky	37-85
47 pts	1/30/63	West Virginia	67-114
47 pts	1/12/52	Kentucky	52-99
46 pts	1919-20	Macon YMCA	18-64
45 pts	1922-23	North Carolina	14-59
44 pts	2/14/70	Kentucky	66-110
43 pts	1/11/79	Tennessee	73-116
43 pts	1/31/59	Kentucky	51-94

O'Connell Center

31 pts	2/24/96	Kentucky	63-94
26 pts	1/3/81	LSU	66-92
25 pts	2/21/90	Mississippi State	54-79
25 pts	2/18/98	Kentucky	54-79
24 pts	12/9/95	Wake Forest	53-77
23 pts	2/4/81	Georgia	64-87
20 pts	2/3/90	Mississippi	63-83
20 pts	2/15/92	LSU	50-70
18 pts	11/16/10	Ohio State	75-93
17 pts	1/18/86	Kentucky	55-72

Home

47 pts	11/12/52	Kentucky	52-99
42 pts	2/8/54	Kentucky	55-97
38 pts	1/27/45	Jacksonville NAS	26-64
37 pts	2/14/59	Mississippi State	68-105
32 pts	2/4/28	Davis-Elkins	25-57
31 pts	2/24/96	Kentucky	63-94
28 pts	12/18/34	Duke	27-55
26 pts	1/3/81	LSU	66-92
26 pts	2/5/46	Green Cove Springs	39-65
25 pts	2/21/90	Mississippi State	54-79
25 pts	1/12/63	Auburn	56-81
25 pts	2/1/29	North Carolina State	19-44
25 pts	1/3/28	Olson's Swedes	28-53

Away

56 pts	3/4/48	Kentucky	31-87
54 pts	1/21/81	Kentucky	48-102
53 pts	1923-24	Albany YMCA	13-66
48 pts	12/14/50	Kentucky	37-85
46 pts	1919-20	Macon YMCA	18-64
45 pts	1922-23	North Carolina	14-59
44 pts	2/14/70	Kentucky	66-110
43 pts	1/11/79	Tennessee	73-116
43 pts	1/31/59	Kentucky	51-94
40 pts	2/9/21	VMI	20-60

SEC STAT CHAMPIONS & STREAKS

NCAA Stat Champions

1967	Rebounding (1,275 in 25 games)
1998	3-Pt. FGs Per Game (9.83, 285 in 29 games)
2007	Scoring Margin (+17.2)
2007	FG Pct. (.526)
2012	3-Pt. FGs Per Game (9.65, 357 in 37 games)
2014	Wins (36)

SEC Stat Champions

1965	FG Pct.	.475
1966	Rebounding	51.6
1967	Rebounding	51.0*
1968	Rebounding	52.8
1969	FG Pct. Defense	.404
1969	Rebounding Margin	+9.8
1986	Turnover Margin	+4.2
1987	Scoring Offense	84.2
1987	3-Point FGs Per Game	5.8
1987	Turnover Margin	+4.8
1988	FG Pct. Defense	.431
1988	Blocks	4.6
1989	FG Pct.	.503
1989	FG Pct. Defense	.442
1989	FG Pct. Differential	+6.1%
1992	Scoring Defense	66.3
1993	Scoring Defense	69.8
1994	Scoring Defense	67.9
1994	Rebounding Defense	33.7
1994	Rebound Margin	+6.3
1995	Rebounding Defense	32.5
1995	Rebound Margin	+6.4
1997	3-Pt FG Pct.	.374
1998	3-Pt FG Per Game	9.83*
1998	3-Pt FG Pct.	.400
1999	3-Pt FG Pct.	.379
1999	3-Pt FG Per Game	9.32
1999	Steals Per Game	10.03
2000	Scoring Offense	83.8
2000	Scoring Margin	+15.0
2000	Assists	16.51
2001	Scoring Offense	80.9
2001	Scoring Margin	+13.8
2001	3-Pt FG Pct.	.383
2001	FT Pct.	.729
2001	Assists	17.35
2001	Assist/Turnover Ratio	1.19
2001	Defensive Rebounds	26.65
2002	Scoring Offense	80.5
2002	Scoring Margin	+13.9
2002	Assists	16.74
2002	Assist/Turnover Ratio	1.12
2003	3-Pt. Pct.	.390
2003	3-Pt. FG Per Game	8.70
2004	FG Pct.	.482
2004	FT Pct.	.750
2004	3-Pt FG Per Game	8.0
2005	Points Per Game	76.2
2005	Scoring Margin	+13.1
2006	Scoring Margin	+14.7
2006	FG Pct.	.500
2006	3-Pt FG Pct.	.392
2006	FT Pct.	.744
2006	FG Pct. Allowed	.399
2006	3-Pt FG Pct. Allowed	.318
2007	FG Pct.	.526*
2007	3-Pt. FG Pct.	.409
2007	3-Pt. FG Pct. Allowed	.285
2007	Scoring Defense	62.6
2007	Scoring Margin	+17.2*
2007	Rebounding Defense	29.1
2007	Rebounding Margin	+8.5
2008	FG Pct.	.488
2008	Assist/Turnover Ratio	1.39
2008	Rebounding Defense	31.8
2009	Scoring Margin	+9.6
2009	Assists	16.81
2009	Assist/Turnover Ratio	1.39
2010	Assist/Turnover Ratio	1.13

2010	Turnovers Per Game	1.12
2011	FG Pct.	.465
2011	3-Pt. FG Pct. Defense	.311
2011	Rebounding Defense	31.9
2011	Rebounding Margin	+5.5
2011	Defensive Rebound Pct.	.701
2012	3-Pt. FGs Per Game	9.65*
2012	Assist/Turnover Ratio	1.34
2012	Assists	14.89
2013	Scoring Margin	+17.0
2013	Scoring Defense	54.4
2013	FG Pct. Defense	.382
2013	FG Pct.	.478
2013	Rebounding Defense	30.2
2013	3-Pt. FG Per Game	8.11
2013	Assist/Turnover Ratio	1.30
2013	3-Pt. FG Pct.	.378
2013	Defensive Rebounding Pct.	.716
2014	Scoring Defense	57.8
2014	Scoring Margin	+12.2
2014	FG Pct.	.460

*Led NCAA

Florida Basketball Streaks

Longest winning: 30 (Dec. 10, 2013, to March 29, 2014, and ended April 5, 2014)

Longest home winning: 32 (Nov. 11, 2012, to present)

Longest losing: 14 (Dec. 22, 1981 to Feb. 3, 1982 and ending Feb. 6, 1982; Jan. 17, 1990 to Feb. 24, 1990 and ending Feb. 27, 1990)

Longest home losing: 5 (3x, most recent Jan. 17, 1990 to Feb. 21, 1990 and ending Feb. 27, 1990)

Longest road winning: 9 (Jan. 11, 2014, to present)

Longest road losing: 17 (Feb. 7, 1979 to Dec. 6, 1980 and ending Dec. 13, 1980)

Longest SEC winning: 18 (Jan. 8, 2014, to present)

Longest SEC losing: 12 (Jan. 17, 1990 to Feb. 24, 1990 and ending Feb. 27, 1990)

Longest home SEC winning: 18 (Jan. 9, 2013, to present)

Longest home SEC losing: 7 (Jan. 22, 1979 to Feb. 24, 1979 and ending Jan. 2, 1980)

Longest road SEC winning: 9 (Jan. 11, 2014, to present)

Longest road SEC losing: 22 (Feb. 14, 1981 to Jan. 2, 1984 and ending Jan. 4, 1984)

Longest non-conference winning: 40 (Nov. 16, 1998 to Dec. 6, 2003 and ending Dec. 10, 2003)

Wins to open a season: 17 (2005-06)

Wins to open SEC schedule: 18 (2014; undefeated)

Losses to open a season: 6 (1927-28; 1928-29; 1942-43)

Losses to open SEC schedule: 6 (entire SEC schedule) 1942-43

Most consecutive winning seasons: 16 (1999-present)

Most consecutive losing seasons: 7 (1923-29)

Most consecutive SEC winning seasons: 16 (1999-present)

Most consecutive SEC losing seasons: 7 (1954-60)

Most consecutive NCAA Tournament appearances: 9 (1999-2007)

Most consecutive wins vs. opponent: 17 vs. Rollins (1922-present)

Most consecutive wins vs. SEC opponent: 14 vs. Tennessee (1991-98)

Longest Winning Streaks

Overall	First Win	Last Win
30	Dec. 20, 2013	March 29, 2014
17	Dec. 6, 2006	Feb. 14, 2007
17	March 1, 2006	Nov. 24, 2006
17	Nov. 9, 2005	Jan. 18, 2006
15	March 4, 2007	Nov. 20, 2007
14	Dec. 16, 2002	Feb. 1, 2003
14	Nov. 16, 2001	Jan. 16, 2002
10	Dec. 29, 2012	Feb. 2, 2013
10	Dec. 10, 2008	Jan. 17, 2009
10	Dec. 5, 1951	Jan. 5, 1952

Home	First Win	Last Win
32	Nov. 11, 2012	Active Streak
24	March 1, 2006	Nov. 20, 2007
20	Jan. 25, 2005	Feb. 4, 2006
19	Jan. 22, 2011	Feb. 4, 2012
19	Feb. 2, 2002	Feb. 25, 2003
18	Jan. 22, 1986	Feb. 4, 1987
17	March 19, 2008	Feb. 21, 2009
16	Feb. 4, 1967	Jan. 4, 1969
15	Jan. 27, 2001	Jan. 16, 2002
15	Nov. 26, 1993	Dec. 10, 1994

Road	First Win	Last Win
9	Jan. 11, 2014	Active Streak
7	Feb. 13, 2001	Jan. 12, 2002
7	Dec. 18, 1940	Feb. 3, 1941
6	Dec. 4, 1993	Jan. 15, 1994
5*	Jan. 6, 2013	Jan. 26, 2013

*Occured eight times. Most recent listed.

SEC	First Win	Last Win
18	Jan. 8, 2014	Active Streak
13	March 1, 2006	Feb. 14, 2007
11	Feb. 10, 2001	Jan. 16, 2002
11	Jan. 21, 1989	March 1, 1989
8	Jan. 9, 2013	Feb. 2, 2013
7	Jan. 10, 2012	Feb. 4, 2012
7	Feb. 23, 2005	Jan. 14, 2006
7	Jan. 7, 2003	Feb. 1, 2003
6	Feb. 1, 2011	Feb. 24, 2011
6	Jan. 9, 1988	Jan. 27, 1988
6	Jan. 20, 1968	Feb. 5, 1968
6	Feb. 4, 1967	March 4, 1967

SEC Home	First Win	Last Win
18	Jan. 9, 2013	Active Streak
13	March 1, 2006	Feb. 9, 2008
13	Feb. 4, 1967	Jan. 4, 1969
12	Jan. 22, 1986	Feb. 4, 1987
11	Jan. 22, 2011	Feb. 4, 2012
11	Feb. 2, 2002	Feb. 25, 2003
10	Jan. 25, 2005	Feb. 4, 2006
9	Jan. 5, 1994	Jan. 7, 1995
9	Jan. 21, 1989	Jan. 13, 1990
8	Jan. 7, 1961	Jan. 15, 1962

SEC Road	First Win	Last Win
9	Jan. 11, 2014	Active Streak
6	March 5, 2006	Feb. 10, 2007
4	Jan. 12, 2013	Jan. 26, 2013
4	Jan. 8, 2000	Feb. 5, 2000
4	Jan. 25, 1989	March 1, 1989
4	Feb. 27, 1965	Jan. 29, 1966
4	Dec. 18, 1940	Jan. 11, 1941

YEAR-BY-YEAR LEADERS

Scoring

(Min. 75 Pct. Games Played)

SEASON	PLAYER	G	FGM-FGA	PCT	FTM-FTA	PCT	3PT FG	PCT	REB	AVG	TP	AVG
1947-48	Hans Tanzler, G	25	135		60						330	13.2
1948-49	Harry Hamilton, F	26	132		63						327	12.6
1949-50	Julian Miller, G	22	111-337	.329	94-124	.758					316	14.4
1950-51	Harry Hamilton, F	22	158-425	.372	49-75	.653			128	5.8	365	16.6
1951-52	Rick Casares, G	23	122-315	.387	100-167	.599			261	11.3	344	15.0
1952-53	Rick Casares, G	17	90-263	.342	84-140	.600			196	11.5	264	15.5
1953-54	Bob Emrick, F-C	22	140-332	.422	80-104	.769			201	9.1	360	16.4
1954-55	Bob Emrick, F-C	22	130-370	.351	132-185	.714			232	10.5	392	17.8
1955-56	Bob Emrick, F-C	23	126-325	.388	158-203	.778			239	10.4	410	17.8
1956-57	Joe Hobbs, G	24	182-445	.409	89-104	.856			74	3.1	453	18.9
1957-58	Joe Hobbs, G	21	202-467	.433	98-114	.860			87	4.1	502	23.9
1958-59	Bobby Sherwood, C	23	124-275	.451	64-103	.621			218	9.5	312	13.6
1959-60	Bob Shiver, G	22	152-344	.442	80-98	.816			120	5.5	384	17.5
1960-61	Lou Merchant, G	26	200-441	.454	59-79	.747			96	3.7	459	17.7
1961-62	Cliff Luyk, F	23	184-373	.493	127-206	.617			352	15.3	490	21.3
1962-63	Tom Baxley, G	25	145-329	.441	117-149	.785			50	2.0	407	16.3
1963-64	Brooks Henderson, G	22	147-309	.476	87-103	.845			163	7.4	381	17.3
1964-65	Brooks Henderson, G	25	105-222	.473	140-171	.819			112	4.5	350	14.0
1965-66	Gary Keller, C	26	152-322	.472	110-197	.558			326	12.5	414	15.9
1966-67	Gary Keller, C	25	143-313	.457	92-143	.643			282	11.3	378	15.1
1967-68	Neal Walk, C	25	239-507	.471	185-244	.758			494	19.8	663	26.5
1968-69	Neal Walk, C	27	224-465	.482	201-278	.723			481	17.8	649	24.0
1969-70	Andy Owens, F	25	257-526	.489	162-201	.806			228	9.1	676	27.0
1970-71	Tony Miller, G	26	155-354	.438	117-153	.765			68	2.6	427	16.4
1971-72	Tony Miller, G	19	195-432	.451	117-158	.741			85	4.5	507	26.7
1972-73	Tony Miller, G	26	181-426	.425	86-115	.748			77	3.0	448	17.2
1973-74	Chip Williams, C	23	199-357	.557	75-96	.781			255	11.1	473	20.6
1974-75	Gene Shy, F	28	192-402	.478	58-74	.784			205	7.3	442	15.8
1975-76	Gene Shy, F	26	157-368	.427	103-122	.844			140	5.4	417	16.0
1976-77	Bob Smyth, C-F	26	115-279	.591	63-104	.606			237	9.1	393	15.1
1977-78	Reggie Hannah, C-F	22	109-191	.571	81-122	.664			203	9.2	299	13.6
1978-79	Malcolm Cesare, F	27	185-338	.547	85-112	.759			187	6.9	455	16.9
1979-80	Reggie Hannah, C	27	161-298	.540	136-193	.705			241	8.9	458	17.0
1980-81	Ronnie Williams, F	28	216-374	.578	114-187	.610			253	9.0	546	19.5
1981-82	Ronnie Williams, F	27	218-365	.597	139-191	.728			222	8.2	575	21.3
1982-83	Ronnie Williams, F	28	184-317	.580	154-213	.723			245	8.8	522	18.6
1983-84	Ronnie Williams, F	27	154-263	.586	139-194	.716			234	8.7	447	16.6
1984-85	Andrew Moten, G	30	185-409	.452	129-169	.763			123	4.1	499	16.6
1985-86	Vernon Maxwell, G	33	262-566	.463	124-177	.701			147	4.5	648	19.6
1986-87	Andrew Moten, G	33	182-408	.446	103-144	.715	61-137	.445	109	3.3	528	16.0
1987-88	Dwayne Schintzius, C	35	224-456	.491	54-74	.730	1-5	.200	228	6.5	503	14.4
1988-89	Dwayne Schintzius, C	30	220-422	.521	99-140	.707	2-6	.333	290	9.7	541	18.0
1989-90	Dwayne Davis, C-F	28	139-229	.607	66-112	.589	0-0	.000	239	8.5	344	12.3
1990-91	Dwayne Davis, C	28	166-268	.619	91-152	.599	0-0	.000	208	7.4	423	15.1
1991-92	Stacey Poole, F	33	254-537	.473	81-120	.675	0-3	.000	240	7.3	589	17.8
1992-93	Stacey Poole, F	27	192-432	.444	60-94	.638	0-0	.000	173	6.4	444	16.4
1993-94	Dan Cross, G	37	179-371	.482	168-203	.828	55-124	.444	144	3.9	581	15.7
1994-95	Dan Cross, G	30	168-421	.399	150-178	.843	53-141	.376	107	3.6	539	18.0
1995-96	Dametri Hill, F-C	28	184-376	.489	110-164	.671	14-44	.318	218	7.8	492	17.6
1996-97	Greg Stolt, F	30	126-289	.436	100-118	.847	64-155	.413	183	6.1	416	13.9
1997-98	Kenyan Weaks, G	26	122-238	.513	26-33	.788	61-120	.508	124	4.8	331	12.7
1998-99	Mike Miller, F	28	115-233	.494	80-114	.702	31-87	.356	146	5.2	341	12.2
1999-00	Mike Miller, F	37	175-368	.476	124-170	.729	47-139	.338	243	6.6	521	14.1
2000-01	Udonis Haslem, C	31	188-315	.597	146-206	.709	0-0	.000	232	7.5	522	16.8
2001-02	Udonis Haslem, C	31	159-283	.562	177-255	.694	0-1	.000	256	8.3	495	16.0
2002-03	Matt Bonner, F	33	182-357	.510	74-101	.733	63-133	.474	201	6.1	501	15.2
2003-04	Anthony Roberson, G	30	180-390	.462	79-92	.859	99-233	.425	89	3.0	538	17.9
2004-05	Anthony Roberson, G	32	193-423	.456	81-90	.900	94-242	.388	65	2.0	561	17.5
2005-06	Joakim Noah, F/C	39	202-322	.627	148-202	.733	0-1	.000	278	7.1	552	14.2
2006-07	Taurean Green, G	40	154-347	.444	141-166	.849	82-203	.404	96	2.4	531	13.3
2007-08	Nick Calathes, G	36	175-411	.426	144-199	.724	58-158	.367	187	5.2	552	15.3
2008-09	Nick Calathes, G	36	205-425	.482	135-191	.707	73-187	.390	192	5.3	618	17.2
2009-10	Kenny Boynton, G	34	165-439	.376	74-99	.747	72-245	.294	87	2.6	476	14.0
2010-11	Erving Walker, G	37	153-372	.411	154-198	.778	79-205	.385	109	2.9	539	14.6
2011-12	Kenny Boynton, G	37	187-425	.440	104-138	.754	110-270	.407	97	2.6	588	15.9
2012-13	Mike Rosario, G	36	160-357	.448	69-83	.831	61-166	.367	92	2.6	450	12.5
2013-14	Casey Prather, F	37	190-315	.603	129-190	.679	2-5	.400	184	5.0	511	13.8

YEAR-BY-YEAR LEADERS

Rebounding

(Min. 75 Pct. Games Played)

SEASON	PLAYER	G	REB	AVG
1957-58	Jim Zinn, F	21	328	15.6
1958-59	Bob Sherwood, F	23	218	9.5
1959-60	Bob Sherwood, F	22	231	10.5
1960-61	Cliff Luyk, F	25	328	13.1
1961-62	Cliff Luyk, F	23	352	15.3
1962-63	Dick Tomlinson, F	25	176	7.0
1963-64	Mont Highley, C	22	236	10.7
1964-65	Gary Keller, C	25	247	9.9
1965-66	Gary Keller, C	26	326	12.5
1966-67	Gary Keller, C	25	282	11.3
1967-68	Neal Walk, C	25	494	19.8
1968-69	Neal Walk, C	27	481	17.8
1969-70	Andy Owens, F	25	228	9.1
1970-71	Earl Findley, F	26	247	9.5
1971-72	Dan Boe, C	24	237	9.9
1972-73	Chip Williams, C	25	303	12.1
1973-74	Chip Williams, C	23	255	11.1
1974-75	Chip Williams, C	28	217	7.8
1975-76	Bob Smyth, C-F	26	330	12.7
1976-77	Bob Smyth, C-F	26	237	9.1
1977-78	Reggie Hannah, C-F	22	203	9.2
1978-79	Reggie Hannah, C	27	231	8.6
1979-80	Reggie Hannah, C	27	241	8.9
1980-81	Ronnie Williams, F	28	253	9.0
1981-82	Eugene McDowell, C	27	238	8.8
1982-83	Ronnie Williams, F	28	245	8.8
1983-84	Eugene McDowell, C	29	267	9.2
1984-85	Eugene McDowell, C	30	295	9.8
1985-86	Kenny McClary, C	33	185	5.6
1986-87	Dwayne Schintzius, C	34	206	6.1
1987-88	Dwayne Schintzius, C	35	228	6.5
1988-89	Dwayne Schintzius, C	30	290	9.7
1989-90	Dwayne Davis, C-F	28	239	8.5
1990-91	Dwayne Davis, C	28	208	7.4
1991-92	Stacey Poole, F	33	240	7.3
1992-93	Andrew DeClercq, C	28	198	7.1
1993-94	Andrew DeClercq, F-C	37	292	7.9
1994-95	Andrew DeClercq, F-C	30	265	8.8
1995-96	Dametri Hill, C-F	28	218	7.8
1996-97	Greg Stolt, F	30	183	6.1
1997-98	Damen Maddox, C	27	147	5.4
1998-99	Brent Wright, F	31	183	5.9
1999-00	Donnell Harvey, C	37	258	7.0
2000-01	Matt Bonner, F	31	238	7.7
2001-02	Udonis Haslem, C	31	256	8.3
2002-03	David Lee, C	33	224	6.8
2003-04	David Lee, F	31	212	6.8
2004-05	David Lee, F	32	288	9.0
2005-06	Al Horford, F-C	39	295	7.6
2006-07	Al Horford, F-C	38	360	9.5
2007-08	Marreese Speights, C	36	290	8.1
2008-09	Alex Tyus, F	36	222	6.2
2009-10	Alex Tyus, F	34	234	6.9
2010-11	Chandler Parsons, F	36	279	7.8
2011-12	Bradley Beal, G	37	249	6.7
2012-13	Patric Young, C	37	232	6.3
2013-14	Dorian Finney-Smith, F	37	247	6.7

Field Goal Percentage

(Min. 100 Att.)

SEASON	PLAYER	G	FGM-FGA	PCT
1957-58	Joe Hobbs, G	21	202-467	.433
1958-59	Bob Sherwood, F	23	124-275	.451
1959-60	Bob Shiver, G	22	152-344	.442
1960-61	Lou Merchant, G	26	200-441	.454
1961-62	Cliff Luyk, F	23	184-373	.493
1962-63	Bob Hoffmann, C	24	64-124	.516
1963-64	Dick Tomlinson, F	22	151-287	.526
1964-65	Jeff Ramsey, C	25	85-135	.630
1965-66	Gary Keller, C	26	152-322	.472
1966-67	Neal Walk, C	25	109-210	.519
1967-68	Neal Walk, C	25	239-507	.471

1968-69	Neal Walk, C	27	224-465	.482
1969-70	Andy Owens, F	25	257-526	.489
1970-71	Jerry Hoover, G	26	75-156	.481
1971-72	Jerry Hoover, G	26	98-189	.519
1972-73	Bob Smyth, C-F	26	85-175	.486
1973-74	Chip Williams, C	23	199-357	.557
1974-75	Mike Lederman, C	28	135-234	.577
1975-76	Al Bonner, F	25	131-235	.557
1976-77	Bob Smyth, C-F	26	165-279	.591
1977-78	Larry Brewster, C	27	104-175	.594
1978-79	Malcolm Cesare, F	27	185-338	.547
1979-80	Reggie Hannah, C	27	161-298	.540
1980-81	Ronnie Williams, F	28	214-372	.575
1981-82	Ronnie Williams, F	27	218-365	.597
1982-83	Eugene McDowell, C	31	203-314	.646
1983-84	Eugene McDowell, C	29	150-244	.615
1984-85	Randall Leath, C-F	30	77-127	.606
1985-86	Kenny McClary, C	33	84-155	.542
1986-87	Chris Capers, F	31	110-175	.629
1987-88	Dwayne Davis, F	35	88-147	.599
1988-89	Dwayne Davis, F	33	179-248	.722
1989-90	Dwayne Davis, C-F	28	139-229	.607
1990-91	Dwayne Davis, C	28	166-268	.619
1991-92	Hosie Grimsley, F	33	79-151	.523
1992-93	Andrew DeClercq, C	28	118-208	.567
1993-94	Andrew DeClercq, F-C	37	129-237	.544
1994-95	Dametri Hill, C	29	155-295	.525
1995-96	LeRon Williams, F	28	123-238	.517
1996-97	Damen Maddox, C	30	71-137	.518
1997-98	Damen Maddox, C	27	70-122	.574
1998-99	Udonis Haslem, C	31	117-194	.603
1999-00	Udonis Haslem, C	37	169-292	.579
2000-01	Udonis Haslem, C	31	188-315	.597
2001-02	David Lee, F	31	84-145	.579
2002-03	David Lee, C	33	149-230	.648
2003-04	David Lee, F	31	150-255	.588
2004-05	David Lee, F	32	160-305	.525
2005-06	Chris Richard, F	39	97-139	.698
2006-07	Chris Richard, F	40	98-142	.690
2007-08	Marreese Speights, C	36	216-346	.624
2008-09	Alex Tyus, F	36	195-330	.591
2009-10	Vernon Macklin, F	34	156-257	.607
2010-11	Vernon Macklin, C	37	191-322	.593
2011-12	Patric Young, C	37	162-262	.618
2012-13	Casey Prather, F	29	79-127	.622
2013-14	Casey Prather, F	37	190-315	.603

3-Point Field Goal Percentage

(Min. 50 Att.)

SEASON	PLAYER	G	FGM-FGA	PCT
1986-87	Joe Lawrence, F	34	64-127	.504
1987-88	Pat Lawrence, F	35	41-98	.418
1988-89	Brian Hogan, G	34	23-62	.371
1989-90	Brian Hogan, G	28	27-66	.409
1990-91	Scott Stewart, G	27	25-56	.446
1991-92	Scott Stewart, G	33	36-94	.383
1992-93	Craig Brown, G	28	51-118	.432
1993-94	Dan Cross, G	37	55-124	.444
1994-95	Dan Cross, G	30	53-141	.376
1995-96	Greg Stolt, F	28	41-114	.360
1996-97	Dan Williams, G	30	33-69	.478
1997-98	Kenyan Weaks, G	26	61-120	.508
1998-99	Greg Stolt, F	31	78-178	.438
1999-00	Brett Nelson, G	37	49-113	.434
2000-01	Brett Nelson, G	31	81-179	.453
2001-02	Brett Nelson, G	31	98-248	.395
2002-03	Matt Bonner, F	33	63-133	.474
2003-04	Lee Humphrey, G	26	25-57	.439
2004-05	Matt Walsh, G	28	69-162	.426
2005-06	Lee Humphrey, G	38	113-246	.459
2006-07	Walter Hodge, G	40	34-68	.500
2007-08	Jai Lucas, G	36	37-85	.435
2008-09	Erving Walker, G	36	70-167	.419
2009-10	Chandler Parsons, F	34	38-106	.358
2010-11	Erving Walker, G	37	79-205	.385
2011-12	Erik Murphy, F	34	59-140	.421

YEAR-BY-YEAR LEADERS

2012-13	Michael Frazier II, G	36	52-111	.468
2013-14	Michael Frazier II, G	39	118-264	.447

3-Point Field Goals Made

SEASON	PLAYER	G	3FGM
1986-87	Joe Lawrence, F	34	64
1987-88	Pat Lawrence, F	35	41
1988-89	Clifford Lett, G	34	39
1989-90	Renaldo Garcia, G	28	42
1990-91	Brian Hogan, G	28	35
1991-92	Scott Stewart, G	33	36
1992-93	Craig Brown, G	28	51
1993-94	Craig Brown, G	37	89
1994-95	Dan Cross, G	30	53
1995-96	Greg Stolt, F	28	41
1996-97	Greg Stolt, F	30	64
1997-98	Kenyan Weaks, G	26	61
1998-99	Greg Stolt, F	31	78
1999-00	Teddy Dupay, G	37	62
2000-01	Brett Nelson, G	31	81
2001-02	Brett Nelson, G	31	98
2002-03	Anthony Roberson, G	33	74
2003-04	Anthony Roberson, G	30	99
2004-05	Anthony Roberson, G	32	94
2005-06	Lee Humphrey, G	38	113
2006-07	Lee Humphrey, G	40	113
2007-08	Nick Calathes, G	36	55
2008-09	Nick Calathes, G	36	73
2009-10	Kenny Boynton, G	34	72
2010-11	Kenny Boynton, G	37	80
2011-12	Kenny Boynton, G	37	110
2012-13	Erik Murphy, F	36	72
2013-14	Michael Frazier II, G	39	118

Free Throw Percentage

SEASON	PLAYER	G	FTM-FTA	PCT
1956-57	Joe Hobbs, G	24	89-104	.856
1957-58	Joe Hobbs, G	21	98-114	.860
1958-59	Frank Etheridge, F	23	73-97	.753
1959-60	Bob Shiver, G	22	80-98	.816
1960-61	Lou Merchant, G	26	59-79	.747
1961-62	Tom Barbee, F	22	63-76	.829
1962-63	Brooks Henderson, G	19	110-132	.833
1963-64	Brooks Henderson, G	22	87-103	.845
1964-65	Brooks Henderson, G	25	140-171	.819
1965-66	Paul Morton, F	26	74-92	.804
1966-67	Jeff Ramsey, C	25	50-61	.820
1967-68	Andy Owens, F	24	101-121	.835
1968-69	Boyd Welsch, G	26	64-80	.800
1969-70	Andy Owens, F	27	162-201	.806
1970-71	Tony Miller, G	26	117-153	.765
1971-72	Tony Miller, G	19	113-152	.743
1972-73	Tony Miller, G	26	86-115	.748
1973-74	Don Bostic, G	25	53-65	.815
1974-75	Bruno Caldwell, G	28	102-115	.887
1975-76	Gene Shy, F	26	103-122	.844
1976-77	Al Bonner, F	26	82-95	.863
1977-78	Larry Brewster, C	27	91-114	.798
1978-79	Ric Clarson, F	27	62-76	.816
1979-80	Reggie Hannah, C	28	136-193	.705
1980-81	Vernon Delancy, G	28	113-144	.785
1981-82	Rob Harden, G	27	56-67	.836
1982-83	Ronnie Williams, F	28	154-213	.723
1983-84	Ronnie Williams, F	27	139-194	.716
1986-87	Andrew Moten, G	33	103-144	.715
1987-88	Dwayne Schintzius, C	35	54-74	.730
1988-89	Dwayne Schintzius, C	30	99-140	.707
1989-90	Dwayne Schintzius, C	11	30-38	.789
1990-91	Renaldo Garcia, G	28	79-106	.745
1991-92	Craig Brown, G	33	82-108	.759
1992-93	Scott Stewart, G	28	46-52	.885
1993-94	Dan Cross, G	37	168-203	.828
	Craig Brown, G	37	77-93	.828
1994-95	Dan Cross, G	30	150-178	.843
1995-96	Brian Thompson, F	28	33-44	.750

1996-97	Greg Stolt, F	30	100-118	.847
1997-98	Jason Williams, G	20	63-75	.840
1998-99	Teddy Dupay, G	31	85-105	.810
1999-00	Kenyan Weaks, G	37	53-59	.898
2000-01	Teddy Dupay, G	24	85-104	.817
2001-02	Brett Nelson, G	31	48-57	.842
2002-03	Anthony Roberson, G	33	50-61	.820
2003-04	Anthony Roberson, G	30	79-92	.859
2004-05	Anthony Roberson, G	32	81-90	.900
2005-06	Taurean Green, G	39	171-193	.886
2006-07	Taurean Green, G	40	141-166	.849
2007-08	Dan Werner, F	36	51-66	.773
2008-09	Walter Hodge, G	36	39-48	.813
2009-10	Erving Walker, G	34	112-138	.812
2010-11	Kenny Boynton, G	37	107-130	.823
2011-12	Erving Walker, G	37	110-135	.815
2012-13	Mike Rosario, G	36	69-83	.831
2013-14	Michael Frazier II, G	39	48-57	.842

Assists

SEASON	PLAYER	G	ASST
1967-68	Mike Leatherwood, G	25	81
1968-69	Mike Leatherwood, G	26	129
1969-70	Jerry Hoover, G	25	73
1970-71	Jerry Hoover, G	26	126
1971-72	Jerry Hoover, G	23	107
1972-73	Steve Williams, G	24	108
1973-74	Bruno Caldwell, G	26	98
1974-75	Bruno Caldwell, G	28	110
1975-76	Mike Lederman, G	24	79
1976-77	Richard Gasper, G	26	117
1977-78	Richard Gasper, G	27	109
1978-79	Mike Milligan, G-F	27	85
1979-80	Mike Milligan, F	26	101
1980-81	Mike Moses, G	28	113
1981-82	Mike Moses, G	27	105
1982-83	Vernon Delancy, G	28	165
1983-84	Vernon Delancy, G	29	132
1984-85	Andrew Moten, G	30	106
1985-86	Ronnie Montgomery, G	33	157
1986-87	Andrew Moten, G	33	154
1987-88	Ronnie Montgomery, G	34	190
1988-89	Clifford Lett, G	34	146
1989-90	B.J. Carter, G	16	45
1990-91	Renaldo Garcia, G	28	82
1991-92	Scott Stewart, G	33	82
1992-93	Scott Stewart, G	28	84
1993-94	Dan Cross, G	37	146
1994-95	Greg Williams, G	30	120
1995-96	Greg Williams, G	28	140
1996-97	Eddie Shannon, G	30	127
1997-98	Jason Williams, G	20	134
1998-99	Eddie Shannon, G	29	139
1999-00	Brett Nelson, G	37	110
2000-01	Brett Nelson, G	31	133
2001-02	Justin Hamilton, G	29	109
2002-03	Justin Hamilton, G	33	118
2003-04	Anthony Roberson, G	30	108
2004-05	Matt Walsh, F	32	85
2005-06	Taurean Green, G	39	184
2006-07	Taurean Green, G	40	147
2007-08	Nick Calathes, G	36	221
2008-09	Nick Calathes, G	36	231
2009-10	Erving Walker, G	34	166
2010-11	Chandler Parsons, F	36	136
2011-12	Erving Walker, G	37	170
2012-13	Scottie Wilbekin, G	35	174
2013-14	Scottie Wilbekin, G	34	123

Blocked Shots

SEASON	PLAYER	G	BLK
1975-76	Malcolm Cesare, F	26	17
1976-77	Malcolm Cesare, F	26	20
1977-78	Malcolm Cesare, F	27	30
1978-79	Reggie Hannah, C	27	30

YEAR-BY-YEAR LEADERS

Blocked Shots (continued)

1979-80	Reggie Hannah, C	27	29
1980-81	Ronnie Williams, F	28	29
1981-82	Eugene McDowell, C	27	36
1982-83	Eugene McDowell, C	31	48
1983-84	Eugene McDowell, C	29	36
1984-85	Eugene McDowell, C	30	30
1985-86	Kenny McClary, C	33	29
1986-87	Dwayne Schintzius, C	34	96
1987-88	Dwayne Schintzius, C	35	90
1988-89	Dwayne Schintzius, C	30	58
1989-90	Dwayne Davis, C-F	28	45
1990-91	Dwayne Davis, C	28	33
1991-92	Andrew DeClercq, C	33	47
1992-93	Andrew DeClercq, C	28	44
1993-94	Andrew DeClercq, F-C	37	51
1994-95	Andrew DeClercq, F-C	30	34
1995-96	LeRon Williams, F	28	34
1996-97	Damen Maddox, C	30	30
1997-98	Damen Maddox, C	27	38
1998-99	Greg Stolt, F	31	24
1999-00	Donnell Harvey, C	37	31
2000-01	Udonis Haslem, C	31	31
2001-02	Udonis Haslem, C	31	39
2002-03	David Lee, C	33	48
2003-04	Adrian Moss, F-C	31	21
2004-05	Al Horford, C	32	51
2005-06	Joakim Noah, F-C	39	95
2006-07	Joakim Noah, F-C	40	72
2007-08	Marreese Speights, C	36	49
2008-09	Alex Tyus, C	36	28
2009-10	Alex Tyus, F	34	35
2010-11	Patric Young, C	37	31
2011-12	Erik Murphy, F	34	37
2012-13	Patric Young, C	37	58
2013-14	Patric Young, C	39	41

Steals

SEASON	PLAYER	G	STL
1973-74	Mike Lederman, G	26	24
1974-75	Mike Lederman, G	28	36
1975-76	Mike Lederman, G	24	25
1976-77	Richard Gasper, G	26	42
1977-78	Richard Gasper, G	27	49
1978-79	Malcolm Cesare, F	27	28
1979-80	Mike Milligan, F	27	45
1980-81	Vernon Delancy, G	28	49
1981-82	Rob Harden, G	27	38
	Mike Moses, G	27	38
1982-83	Ronnie Williams, F	28	29
1983-84	Vernon Delancy, G	29	41
	Darryl Gresham, G	29	41
1984-85	Andrew Moten, G	30	37
1985-86	Vernon Maxwell, G	33	47
1986-87	Andrew Moten, G	33	52
1987-88	Ronnie Montgomery, G	34	52
1988-89	Clifford Lett, G	34	52
1989-90	Dwayne Davis, C-F	28	44
1990-91	Dwayne Davis, C	28	63
1991-92	Craig Brown, G	33	41
1992-93	Andrew DeClercq, C	28	47
1993-94	Dan Cross, G	37	76
1994-95	Dan Cross, G	30	52
1995-96	Eddie Shannon, G	28	47
1996-97	Eddie Shannon, G	30	52
1997-98	Eddie Shannon, G	29	53
	Jason Williams, G	20	53
1998-99	Kenyan Weaks, G	24	54
1999-00	Brett Nelson, G	37	60
2000-01	Brett Nelson, G	31	59
2001-02	Orien Greene, G	31	61
2002-03	Justin Hamilton, G	33	54
2003-04	Matt Walsh, G	31	47
2004-05	Corey Brewer, G-F	32	46
2005-06	Corey Brewer, G-F	39	61

2006-07	Corey Brewer, G-F	40	69
2007-08	Nick Calathes, G	36	58
2008-09	Nick Calathes, G	36	68
2009-10	Erving Walker, G	34	45
2010-11	Erving Walker, G	37	41
2011-12	Bradley Beal, G	37	51
2012-13	Scottie Wilbekin, G	35	53
2013-14	Scottie Wilbekin	34	56

YEAR-BY-YEAR TEAM STATS

SEASON		G	FG-FGA	FG%	FT-FTA	FT%	3FG-FGA	3-PT%	REB-AVG	PF-DQ	A	TO	BLK	ST	PTS	AVG
1949-50	Florida	23	432-1486	.291	334-519	.644				386					1,206	52.4
	Opponent	23													1,309	56.9
1950-51	Florida	23	543-1673	.325	294-468	.628			767-33.3	447-16					1,442	62.7
	Opponent	23	567-1617	.351	322-493	.653			729-31.7	433-24					1,522	66.2
1951-52	Florida	24	578-1710	.338	422-684	.617			1168-48.7	531-36					1,578	65.8
	Opponent	24	594-1887	.315	355-548	.648			985-41.0	614-43					1,543	64.3
1952-53	Florida	19	464-1360	.341	424-627	.676			827-43.5	401-23					1,352	71.2
	Opponent	19	438-1414	.310	389-621	.626			715-37.6	425-29					1,265	66.6
1953-54	Florida	22	507-1506	.337	540-746	.724			800-36.4	493-25					1,554	70.6
	Opponent	22	588-1644	.358	505-762	.663			876-39.8	518-19					1,681	76.4
1954-55	Florida	22	528-1668	.317	562-804	.699			1092-49.6	453-26					1,618	73.5
	Opponent	22	571-1547	.369	525-770	.682			992-45.1	486-18					1,667	75.8
1955-56	Florida	23	670-1804	.371	471-667	.706			1245-54.1	441					1,811	78.7
	Opponent	23	629-1677	.375	498-754	.660			1011-44.0	396					1,756	76.3
1956-57	Florida	24	663-1737	.382	535-746	.717			1127-47.0	531-19					1,861	77.5
	Opponent	24	576-1483	.388	554-797	.695			978-40.8	435-20					1,708	71.2
1957-58	Florida	21	589-1508	.391	371-530	.700			1067-50.8	385					1,545	73.6
	Opponent	21	546-1481	.369	358-516	.694			930-44.3	382					1,451	69.1
1958-59	Florida	23	614-1667	.368	397-607	.654			1195-52.0	448-7					1,625	70.7
	Opponent	23	656-1557	.421	438-625	.701			1209-52.6	427-10					1,746	75.9
1959-60	Florida	22	591-1605	.368	367-541	.678			1098-49.9	448-15					1,549	70.4
	Opponent	22	599-1389	.431	457-633	.722			1038-47.2	400-16					1,655	75.2
1960-61	Florida	26	705-1748	.403	420-611	.687			1301-50.0	475					1,830	70.4
	Opponent	26	701-1733	.405	444-685	.648			1206-46.4	460					1,846	71.0
1961-62	Florida	23	606-1405	.431	342-498	.687			1065-46.3	382					1,554	67.6
	Opponent	23	619-1484	.417	351-507	.692			905-39.3	386					1,589	69.1
1962-63	Florida	26	705-1579	.446	533-703	.758			1093-42.0	535					1,943	74.7
	Opponent	26	731-1671	.437	513-713	.719			1100-42.3	500					1,975	76.0
1963-64	Florida	22	671-1454	.461	378-568	.665			1153-52.4	446					1,720	78.2
	Opponent	22	598-1524	.392	391-568	.688			924-42.0	441					1,606	73.0
1964-65	Florida	25	658-1386	.475	510-712	.716			1041-41.6	585					1,826	73.0
	Opponent	25	528-1342	.393	574-707	.724			708-28.3	537					1,568	62.7
1965-66	Florida	26	682-1674	.407	491-751	.654			1342-51.6	520					1,855	71.3
	Opponent	26	653-1575	.415	434-636	.682			1058-40.7	524					1,740	66.9
1966-67	Florida	25	732-1627	.450	467-652	.716			1275-51.0	508-23					1,931	77.2
	Opponent	25	581-1419	.409	475-681	.698			849-34.0	450-24					1,637	65.5
1967-68	Florida	25	742-1784	.416	484-671	.721			1319-52.8	517-29	262				1,968	78.7
	Opponent	25	690-1639	.421	484-682	.710			1058-42.3	478-20	236				1,864	74.6
1968-69	Florida	27	820-1856	.442	453-638	.710			1345-49.8	467-21	404				2,093	77.5
	Opponent	27	739-1806	.409	427-580	.736			1095-40.6	480-16	347				1,905	70.6
1969-70	Florida	26	751-1819	.412	411-598	.687			1196-46.0	505-24	262				1,913	73.6
	Opponent	26	787-1844	.426	474-669	.709			1311-50.4	427-14	310				2,048	78.8
1970-71	Florida	26	730-1724	.423	447-631	.708			1141-43.9	468	335	339			1,907	73.3
	Opponent	26	764-1638	.466	438-631	.694			1104-42.5	465	332	367			1,966	75.6
1971-72	Florida	25	776-1723	.450	434-675	.643			1204-48.2	559-29					1,986	79.4
	Opponent	25	712-1541	.462	528-810	.652			1094-43.8	527-26					1,952	78.1
1972-73	Florida	26	793-1814	.437	325-486	.669			1197-46.0	516-16	455	378			1,911	73.5
	Opponent	26	818-1753	.467	357-515	.693			1078-41.5	502-17	414	396			1,933	74.3
1973-74	Florida	26	787-1642	.479	419-556	.754			991-38.1	563-16	438	466	167		1,993	76.7
	Opponent	26	790-1704	.464	389-536	.726			988-38.0	545-23	286	453	138		1,969	75.7
1974-75	Florida	28	917-1878	.488	456-596	.765			1072-38.3	641-28	422	421	154		2,290	81.8
	Opponent	28	887-1780	.498	501-707	.709			1064-38.0	558-17	412	486	112		2,275	81.3
1975-76	Florida	26	821-1760	.466	459-608	.755			1123-43.2	622-40	402		64	107	2,101	80.8
	Opponent	26	801-1710	.468	428-652	.656			1023-39.3	566-21	336		91	106	2,030	78.1
1976-77	Florida	26	832-1615	.515	444-636	.698			1001-38.5	598-28	436	414	54	167	2,108	81.1
	Opponent	26	756-1614	.468	468-692	.676			959-36.9	587	342	428	60	128	1,980	76.2
1977-78	Florida	27	796-1636	.487	461-660	.698			1029-38.1	592-24	364	481	103	166	2,053	76.0
	Opponent	27	780-1624	.480	454-639	.710			924-34.2	613-25	320	481	60	207	2,014	74.6
1978-79	Florida	27	816-1683	.485	358-531	.674			973-36.0	599-23	328		104	160	1,990	73.7
	Opponent	27	803-1644	.488	445-635	.701			991-36.7	531-23	354		64	196	2,053	76.0
1979-80	Florida	28	774-1599	.484	380-579	.656			879-31.4	575-24	349		68	205	1,928	68.9
	Opponent	28	889-1738	.512	432-611	.707			1029-36.8	588-21	394		65	235	2,210	78.9
1980-81	Florida	28	742-1489	.498	440-644	.683			906-32.4	585-29	339	453	56	182	1,924	68.7
	Opponent	28	815-1674	.487	444-645	.688			965-34.5	589-19	320	359	73	215	2,074	74.1
1981-82	Florida	27	720-1438	.501	405-580	.698			770-28.5	563-19	373	493	84	177	1,845	68.3
	Opponent	27	742-1470	.505	438-611	.717			840-31.1	532-21	345	438	64	235	1,922	71.2
1982-83	Florida	31	877-1709	.513	505-734	.688			1090-35.2	579-21	424	518	111	207	2,260	72.9
	Opponent	31	882-1854	.476	460-646	.712			975-31.5	641-31	349	428	76	249	2,227	71.8

YEAR-BY-YEAR TEAM STATS

SEASON		G	FG-FGA	FG%	FT-FTA	FT%	3FG-FGA	3-PT%	REB-AVG	PF-DQ	A	TO	BLK	ST	PTS	AVG
1983-84	Florida	29	797-1608	.496	435-654	.665			975-33.6	507-16	253	391	42	116	2,029	70.0
	Opponent	29	790-1649	.479	336-502	.669			952-32.8	598-22	262	440	48	103	1,916	66.1
1984-85	Florida	30	896-1856	.483	419-628	.667			1141-38.0	556-13	465	373	77	172	2,211	73.7
	Opponent	30	841-1796	.468	365-539	.677			1038-34.6	584-20	447	412	66	177	2,047	68.2
1985-86	Florida	33	951-1971	.482	414-600	.690			1061-32.2	596-23	457	342	100	228	2,316	70.2
	Opponent	33	898-1813	.495	407-598	.681			1120-33.9	573-22	478	482	95	130	2,203	66.8
1986-87	Florida	34	1081-2246	.481	506-716	.707	196-449	.437	1280-37.6	646-23	688	421	145	273	2,864	84.2
	Opponent	34	917-2054	.446	501-721	.695	109-313	.348	1284-37.8	657-19	490	584	91	179	2,444	71.9
1987-88	Florida	35	959-2058	.466	510-788	.647	131-332	.395	1279-36.5	558-9	633	426	168	278	2,559	73.1
	Opponent	35	915-2122	.431	396-593	.668	156-440	.355	1323-37.8	689-32	541	497	75	203	2,382	68.1
1988-89	Florida	34	950-1891	.502	592-916	.646	94-308	.305	1265-37.2	603-16	523	582	132	208	2,586	76.1
	Opponent	34	973-2199	.442	448-655	.684	203-521	.390	1208-35.5	787-34	452	443	78	309	2,597	76.4
1989-90	Florida	28	735-1574	.467	313-494	.634	115-337	.341	941-33.6	547-31	368	457	111	233	1,898	67.8
	Opponent	28	727-1587	.458	469-646	.726	106-291	.364	969-34.6	495-5	359	387	62	249	2,029	72.5
1990-91	Florida	28	757-1627	.465	424-649	.653	118-318	.371	975-34.8	542-9	392	483	82	251	2,056	73.4
	Opponent	28	770-1679	.459	438-611	.717	143-377	.379	1026-36.6	588-21	437	470	95	238	2,121	75.8
1991-92	Florida	33	856-1896	.451	424-618	.686	125-363	.344	1104-33.5	619-10	419	470	112	244	2,261	68.5
	Opponent	33	802-1857	.432	456-698	.653	129-392	.329	1270-38.5	591-15	393	515	105	220	2,189	66.3
1992-93	Florida	28	783-1721	.455	339-534	.635	153-391	.391	1014-36.2	549-12	413	406	115	251	2,058	73.5
	Opponent	28	720-1617	.445	400-591	.677	135-374	.361	1038-37.1	513-11	335	472	101	202	1,975	70.5
1993-94	Florida	37	985-2170	.454	611-867	.705	196-545	.360	1478-39.9	683-7	529	591	145	305	2,777	75.1
	Opponent	37	894-2178	.410	494-747	.661	232-748	.310	1246-33.7	718-23	473	579	124	285	2,514	67.9
1994-95	Florida	30	761-1682	.452	523-731	.715	133-370	.359	1167-38.9	568-12	415	471	95	205	2,178	72.6
	Opponent	30	721-1727	.417	415-616	.674	200-577	.347	975-32.5	630-24	425	422	123	234	2,057	68.6
1995-96	Florida	28	701-1647	.426	312-470	.664	143-454	.315	969-34.6	529-11	391	415	105	202	1,869	66.8
	Opponent	28	721-1639	.440	390-575	.678	142-443	.321	1062-37.9	497-9	409	426	103	220	1,974	70.5
1996-97	Florida	30	762-1695	.450	442-630	.702	254-680	.374	1047-34.9	589-11	404	492	111	224	2,220	74.0
	Opponent	30	758-1738	.436	467-688	.679	198-585	.338	1055-35.2	565-9	435	462	91	252	2,181	72.7
1997-98	Florida	29	764-1725	.443	395-598	.661	285-712	.400	1038-35.8	625-25	429	536	131	270	2,208	76.1
	Opponent	29	749-1711	.438	478-736	.649	158-460	.343	1125-38.8	571-16	373	556	97	253	2,134	73.6
1998-99	Florida	31	832-1758	.473	535-761	.703	289-762	.379	1108-35.7	613-14	495	556	119	311	2,488	80.3
	Opponent	31	777-1818	.427	425-660	.644	197-580	.340	1077-34.7	673-18	436	596	105	267	2,176	70.2
1999-00	Florida	37	1104-2299	.480	628-885	.710	266-732	.363	1452-39.2	750-12	611	607	141	365	3,102	83.8
	Opponent	37	899-2138	.420	516-807	.639	234-713	.328	1258-34.0	797-37	493	723	130	258	2,548	68.9
2000-01	Florida	31	849-1764	.481	555-761	.729	256-668	.383	1145-36.9	589-10	538	451	114	271	2,509	80.9
	Opponent	31	763-1817	.420	372-585	.636	183-607	.301	1070-34.5	640-13	419	510	88	206	2,081	67.1
2001-02	Florida	31	892-1899	.470	479-687	.697	232-658	.353	1203-38.8	581-10	519	463	141	307	2,495	80.5
	Opponent	31	722-1776	.407	420-614	.684	200-601	.333	1070-34.5	601-11	431	569	89	224	2,064	66.6
2002-03	Florida	33	883-1856	.476	431-613	.703	287-735	.390	1149-34.8	559-3	542	438	131	249	2,484	75.3
	Opponent	33	795-1877	.424	346-531	.652	192-584	.329	1112-33.7	576-6	474	494	110	204	2,128	64.5
2003-04	Florida	31	829-1719	.482	462-616	.750	249-661	.377	1081-34.9	586-14	492	454	98	200	2,369	76.4
	Opponent	31	746-1797	.415	445-662	.672	212-649	.327	1056-34.1	591-11	445	417	98	228	2,149	69.3
2004-05	Florida	32	844-1751	.482	506-716	.707	244-626	.390	1186-37.1	598-8	475	444	146	228	2,438	76.2
	Opponent	32	715-1745	.410	411-616	.667	179-566	.316	1003-31.3	635-17	340	479	83	212	2,020	63.1
2005-06	Florida	39	1061-2120	.500	641-862	.744	289-738	.392	1402-35.9	735-10	650	561	207	297	3,052	78.3
	Opponent	39	902-2263	.399	442-665	.665	232-730	.318	1260-32.3	623-10	432	605	107	287	2,478	63.5
2006-07	Florida	40	1125-2138	.526	646-936	.690	297-727	.409	1504-37.6	626-6	614	565	194	266	3,193	79.8
	Opponent	40	938-2303	.407	422-639	.660	206-722	.285	1164-29.1	773-10	430	510	99	287	2,504	62.6
2007-08	Florida	36	1029-2108	.488	461-658	.701	272-749	.363	1297-36.0	583-11	629	453	111	223	2,791	77.5
	Opponent	36	906-2038	.445	391-593	.659	230-674	.341	1144-31.8	637-14	473	485	111	240	2,433	67.6
2008-09	Florida	36	1018-2134	.477	444-641	.693	294-802	.367	1234-34.3	576-7	605	434	97	294	2,774	77.1
	Opponent	36	900-2027	.444	379-606	.625	248-707	.351	1221-33.9	601-10	461	543	117	228	2,427	67.4
2009-10	Florida	34	890-2006	.444	472-671	.703	203-648	.313	1265-37.2	501-5	479	423	94	243	2,455	72.2
	Opponent	34	841-1952	.431	367-540	.680	209-643	.325	1170-34.4	584-7	439	465	135	243	2,258	66.4
2010-11	Florida	37	968-2083	.465	498-744	.669	233-661	.352	1384-37.4	545-0	521	452	131	221	2,667	72.1
	Opponent	37	871-2074	.420	387-576	.672	214-689	.311	1180-31.9	677-23	421	461	117	227	2,343	63.3
2011-12	Florida	37	976-2106	.463	499-700	.713	357-939	.380	1321-35.7	575-6	551	410	124	233	2,808	75.9
	Opponent	37	875-2067	.423	428-618	.693	226-661	.342	1217-32.9	666-17	451	464	110	189	2,404	65.0
2012-13	Florida	37	960-2010	.478	422-623	.677	300-794	.378	1297-35.1	518-8	540	414	120	265	2,642	71.4
	Opponent	37	725-1897	.382	369-567	.651	193-623	.310	1117-30.2	593-7	369	523	96	217	2,012	54.4
2013-14	Florida	39	945-2056	.460	582-871	.668	255-711	.359	1385-35.5	611-8	509	431	118	274	2,727	69.9
	Opponent	39	806-2004	.402	434-626	.693	207-628	.330	1191-30.5	739-17	386	526	120	219	2,253	57.8

THOUSAND-POINT SCORERS



1. Ronnie Williams, Queens, N.Y. (1981-84) - 2,090

The only player in Florida history to lead the team in scoring in four-straight years... A four-time All-SEC choice according to AP and UPI... Scored 1,000 points quicker than any other Gator, reaching the milestone at the 9:33 mark of the first half in his 50th game... Holds the school record for points (2,090), minutes per game (35.43), field goals made (772) and free throws made (546)... Participated in 1981 National Sports Festival... A 1984 second-round draft choice of the Boston Celtics.

SEASON	G	FGM-FGA	PCT	3PT-ATT	FT-FTA	PCT	REB	AVG	TP	AVG
1980-81	28	216-374	.578		114-187	.610	253	9.0	546	19.4
1981-82	27	218-365	.597		139-191	.728	222	8.2	575	21.3
1982-83	28	184-317	.580		154-213	.723	245	8.8	522	18.6
1983-84	27	154-263	.586		139-194	.716	234	8.7	447	16.6
TOTALS	110	772-1319	.585		546-785	.696	954	8.7	2090	19.0



2. Kenny Boynton, Pompano Beach, Fla. (2010-13) - 2,033

Three-time All-SEC performer... Named second-team All-SEC as a senior in 2013... Earned first-team All-SEC honors as a junior in 2012... Also garnered second-team All-SEC accolades as a sophomore in 2011 after being named to the SEC All-Freshman team in 2010... Became the second player in Florida history to hit over 100 3-pointers in a season with 110 in 2012... UF's leading scorer his freshman and junior seasons... Florida's all-time leader in 3-pointers made and attempted, minutes played and games started and second in games played... Ranked 10th on the school's career assists list when his career ended... Ranks sixth all-time in the SEC in 3-pointers made... Part of two outright SEC championship teams and three straight Elite Eight appearances in the NCAA Tournament.

SEASON	GP-GS	MP	FGM-FGA	PCT	3PT-ATT	PCT	FT-FTA	PCT	REB	AVG	A	TO	BS	ST	PF-DQ	TP	AVG
2009-10	34-33	1117	165-439	.376	72-245	.294	74-99	.747	87	2.6	92	68	6	37	53-1	476	14.0
2010-11	37-36	1218	169-439	.385	80-242	.331	107-130	.823	54	1.5	98	53	9	32	49-0	525	14.2
2011-12	37-36	1169	187-425	.440	110-270	.407	104-138	.754	97	2.6	100	52	1	28	39-0	588	15.9
2012-13	37-37	1169	145-368	.394	71-221	.321	83-101	.822	110	3.0	101	48	3	31	31-0	444	12.0
Totals	145-142	4673	666-1671	.399	333-978	.340	368-468	.786	348	2.4	391	221	19	128	172-1	2033	14.0



3. Andrew Moten, Quincy, Fla. (1984-87) - 1,930

Named the 1983-84 SEC Freshman Player of the Year... Two-time All-SEC selection according to AP and three-time selection by UPI... Was a member of the 1985 SEC Tournament Team... Sixth in career steals with 165 and third in field goals attempted (1,572)... Was a New Jersey Nets fourth-round draft choice in 1987.

SEASON	G	FGM-FGA	PCT	3P-ATT	PCT	FTM-FTA	PCT	REB	AVG	TP	AVG
1983-84	29	130-307	.423			84-119	.706	90	3.1	344	11.9
1984-85	30	185-409	.452			129-169	.763	123	4.1	499	16.6
1985-86	33	214-448	.478			131-173	.757	129	3.9	559	16.9
1986-87	33	182-408	.446	61-137	.445	103-144	.715	109	3.3	528	16.0
TOTALS	125	711-1572	.452	61-137	.445	447-605	.739	451	3.6	1930	15.4



4. Udonis Haslem, Miami, Fla. (1999-2002) - 1,781

The first player in UF history to play on four consecutive NCAA Tournament teams... Only the second player in UF history to be named to one of the first three Associated Press All-America teams (joining Neal Walk)... The first player in school history to be named All-SEC by the league coaches four times (First Team in 2002 and 2001, Third Team in 2000 and 1999)... Ranks in the top 10 at UF in 11 career categories... One of two players in school history to score 1,700 or more points and grab 800 rebounds... Did not miss a game in his career, seeing action in 130 games and finishing his career with 99 consecutive starts... Had 99 double-figure scoring games, including 26 20-point contests... Had 28 double-figure rebounding games and 25 double-doubles.


SEASON	GP-GS	MP	FGM-FGA	PCT	3PT-ATT	PCT	FT-FTA	PCT	REB	AVG	A	TO	BS	ST	PF-DQ	TP	AVG
1998-99	31-26	660	117-194	.603	0-2	.000	93-157	.592	154	5.0	24	83	21	22	101-4	327	10.5
1999-00	37-37	830	169-292	.579	0-0	.000	99-155	.639	189	5.1	33	74	29	31	113-3	437	11.8
2000-01	31-31	870	188-315	.597	0-0	.000	146-206	.709	232	7.5	31	73	31	26	100-2	522	16.8
2001-02	31-31	876	159-283	.562	0-1	.000	177-255	.694	256	8.3	51	74	39	28	95-3	495	16.0
TOTALS	130-125	3236	633-1084	.584	0-3	.000	515-773	.666	831	6.4	139	304	120	107	409-12	1781	13.7



5. Erving Walker, Brooklyn, N.Y. (2009-12) - 1,777

Reached the 1,000-point mark on Jan. 8, 2011, as Gators defeated Ole Miss at the O'Connell Center... Named second-team All-SEC in 2010, 2011 and 2012 after earning SEC All-Freshman recognition in 2009... Florida's leading scorer as a junior with a 14.6 average... Also finished his career as the Gators' all-time leader in assists and minutes played (since passed in minutes played by Kenny Boynton)... Part of UF's 2011 SEC Championship team and helped the team to two Elite Eight runs in the NCAA Tournament.

SEASON	GP-GS	MP	FGM-FGA	PCT	3PT-ATT	PCT	FT-FTA	PCT	REB	AVG	A	TO	BS	ST	PF-DQ	TP	AVG
2008-09	36-6	869	116-267	.434	70-167	.419	62-79	.785	53	1.5	86	54	0	36	61-1	364	10.1
2009-10	34-33	1119	124-366	.339	67-193	.347	112-138	.812	113	3.3	166	85	1	45	68-0	427	12.6
2010-11	37-37	1212	153-372	.411	79-205	.385	154-198	.778	109	2.9	125	87	0	41	56-0	539	14.6
2011-12	37-37	1158	134-340	.394	69-190	.363	110-135	.815	106	2.9	170	76	0	37	56-0	447	12.1
TOTALS	144-113	4358	527-1345	.392	285-755	.377	438-550	.796	381	2.6	547	302	1	159	241-1	1777	12.3




6. Stacey Poole, Jacksonville, Fla. (1989-93) - 1,678

A 1992-93 AP Honorable Mention All-American and consensus first-team All-SEC selection... At the conclusion of his career, ranked third on Florida's all-time scoring list... Scored in double-figures in 88 career games and hit for 20-plus points 33 times during his career... One of college basketball's greatest comeback stories, as he rebounded from two torn Achilles tendons and a torn knee ligament during his career... One of 66 collegiate players invited to Pan-Am Trials in 1991... A former McDonald's High School All-American Dream Team pick... Graduated from the University of Florida with a degree in Sociology in May of 1993... First overall selection in first round of the CBA Draft (Hartford) in 1993.

SEASON	G	FGM-FGA	PCT	3PT-ATT	PCT	FT-FTA	PCT	REB	AVG	TP	AVG
1988-89				— Medical Redshirt —							
1989-90	28	127-281	.452	0-7	.000	26-52	.500	121	4.3	280	10.0
1990-91	28	157-328	.479	0-2	.000	51-75	.680	154	5.5	365	13.0
1991-92	33	254-537	.473	0-3	.000	81-120	.675	240	7.3	589	17.8
1992-93	27	192-432	.444	0-3	.000	60-94	.638	173	6.4	444	16.4
TOTALS	116	730-1578	.463	0-15	.000	218-341	.639	688	5.9	1678	14.5

THOUSAND-POINT SCORERS



7. Dwayne Schintzius, Brandon, Fla. (1987-90) - 1,624

An All-American selection as deemed by AP, UPI and The Sporting News in 1989. . . Only player in SEC history to score over 1,000 points, grab 800 rebounds, deal 250 assists and block 250 shots. . . Led the 1988-89 Gators in scoring (18.0) and rebounding (9.7). . . Member of Florida's first SEC Championship team (1988-89). . . A 1990 first-round draft choice of the San Antonio Spurs (24th pick overall).

SEASON	G	FGM-FGA	PCT	3PT-ATT	PCT	FT-FTA	PCT	REB	AVG	TP	AVG
1986-87	34	161-366	.440	0-0	.000	48-65	.739	206	6.1	370	10.9
1987-88	35	224-456	.491	1-5	.200	54-74	.730	228	6.5	503	14.4
1988-89	30	220-422	.521	2-6	.333	99-140	.707	290	9.7	541	18.0
1989-90	11	90-163	.552	0-8	.000	30-38	.790	105	9.6	210	19.1
TOTALS	110	695-1407	.494	3-19	.158	231-317	.752	829	7.5	1624	14.8



8. Neal Walk, Miami, Fla. (1967-69) - 1,600

Became the first All-American in UF history. . . Received that honor in 1968 and '69. . . Only Gator to have number retired (#41). . . Chosen All-SEC according to AP, UPI and Coaches' squad in 1968 and '69. . . Among career records are: scoring average (20.8 ppg), rebounds (1,181), rebound average (15.3). . . Hit 18 free throws against LSU to set a then-school record. . . Played in the NBA for eight years with Phoenix, New Orleans and the New York Knickerbockers. . . Was first-round NBA selection (second pick overall) by Phoenix in 1969.

SEASON	G	FGM-FGA	PCT	3PT-ATT	FTM-FTA	PCT	REB	AVG	TP	AVG
1966-67	25	109-210	.519		70-97	.722	206	8.2	288	11.5
1967-68	25	239-507	.471		185-244	.758	494	19.8	663	26.5
1968-69	27	224-465	.482		201-278	.723	481	17.8	649	24.0
TOTALS	77	572-1182	.484		456-619	.737	1181	15.3	1600	20.8



9. Gene Shy, Akron, Ohio (1973-76) - 1,573

Leading scorer for the Gators in 1975 and '76. . . Selected to Pan-Am trials in 1975. . . Member of the 1976 All-SEC team (AP) and '76 UPI squad. . . Led the SEC in free throw percentage in 1976 (84.4). . . Most Valuable Player for UF in 1975. . . Missed just two games in his career. . . A 10th-round 1976 NBA Draft pick by the New York Knickerbockers.


SEASON	G	FGM-FGA	PCT	3PT-ATT	FTM-FTA	PCT	REB	AVG	TP	AVG
1972-73	25	110-256	.430		49-74	.662	161	6.4	269	10.8
1973-74	25	180-389	.463		85-117	.726	209	8.4	445	17.8
1974-75	28	192-402	.478		58-74	.784	205	7.3	442	15.8
1975-76	26	157-368	.427		103-122	.844	140	5.4	417	16.0
TOTALS	104	639-1415	.452		295-387	.762	715	6.9	1573	15.1



10. Matt Bonner, Concord, N.H. (2000-03) — 1,570

Earned All-SEC honors each of his final three seasons, earning Third-Team honors in 2001, Second-Team honors in 2002 and eventually First-Team honors by both the Associated Press and Coaches in 2003. . . Honorable mention All-America by the AP twice. . . Two-time winner of the Verizon Academic All-American of the Year Award and a three-time Academic All-America honoree. . . Played in 131 games, more than any other player in school history at that time. . . Drafted by the Chicago Bulls in the 2nd Round of the 2003 NBA Draft.

SEASON	GP-GS	MP	FGM-FGA	PCT	3PT-ATT	PCT	FT-FTA	PCT	REB	AVG	A	TO	BS	ST	PF-DQ	TP	AVG
1999-00	36-0	485	66-150	.440	16-56	.286	26-30	.867	115	3.2	15	22	9	11	65-2	174	4.8
2000-01	31-17	883	150-292	.514	40-105	.381	71-107	.664	238	7.7	46	51	13	25	66-0	411	13.3
2001-02	31-31	876	182-355	.513	46-124	.371	74-93	.796	224	7.2	48	49	22	23	59-0	484	15.6
2002-03	33-33	1037	182-357	.510	63-133	.474	74-104	.733	201	6.1	49	54	20	35	70-1	501	15.2
TOTALS	131-81	3284	580-1154	.503	165-418	.395	245-334	.734	778	5.9	158	176	64	94	260-3	1,570	12.0



11. Eugene McDowell, Cross City, Fla. (1982-85) — 1,565

A three-time AP All-SEC choice and one-time UPI and Coaches' SEC choice. . . Set a then school record in field goal percentage (64.6) to lead the SEC in 1983 and was third in the nation. . . Named to All-SEC frosh squad in '82. . . Played on the gold medal South squad at the National Sports Festival in Indianapolis, Ind. . . Started every game while in uniform for UF. . . Played professionally overseas. . . A third-round NBA Draft selection by Milwaukee in 1985.

SEASON	G	FGM-FGA	PCT	3PT-ATT	FTM-FTA	PCT	REB	AVG	TP	AVG
1981-82	27	112-212	.528		42-81	.519	238	8.8	266	9.9
1982-83	31	203-314	.646		105-175	.600	263	8.5	511	16.5
1983-84	29	150-244	.615		61-119	.513	267	9.2	361	12.4
1984-85	30	177-305	.580		73-131	.557	295	9.8	427	14.2
TOTALS	117	642-1075	.597		281-506	.555	1063	9.1	1565	13.4



12. Bob Emrick, Ashland, Ky. (1954-57) - 1,544

Florida's all-time leading scorer until Neal Walk in the late 1960s. . . Was a two-time All-SEC selection (AP) in 1955 and '56. . . Captain of the 1956 and '57 clubs. . . Earned four letters.

SEASON	G	FGM-FGA	PCT	3PT-ATT	FTM-FTA	PCT	REB	AVG	TP	AVG
1953-54	22	140-332	.422		80-104	.769	201	9.1	360	16.4
1954-55	22	130-370	.351		132-185	.714	232	10.5	392	17.8
1955-56	23	126-325	.388		158-203	.778	239	10.4	410	17.8
1956-57	24	116-297	.391		144-181	.796	197	8.2	382	15.9
TOTALS	91	512-1324	.386		514-673	.764	869	9.5	1544	17.0

THOUSAND-POINT SCORERS



13. Anthony Roberson, Saginaw, Mich. (2003-05) - 1,505

One of the most dangerous scorers in UF history, Roberson totaled over 1,500 points in just three years in a Gator uniform... A First Team All-SEC selection both his sophomore and junior seasons while earning AP Honorable Mention All-America honors each year as well... Finished second in UF history in 3-pointers made (now fifth) and set a then-single season UF record with 99 treys in 2003-04... The runner-up for SEC Player of the Year his junior season... His 17.9 points per game during his sophomore year at the time were the most ever by a Billy Donovan-coached player... Led the Gators in scoring in both 2003-04 and 2004-05... Topped the Gators in 3-pointers made each of his three years at Florida... Declared for the NBA Draft after his junior season.


SEASON	GP-GS	MP	FGM-FGA	PCT	3PT-ATT	PCT	FT-FTA	PCT	REB	AVG	A	TO	BS	ST	PF-DQ	TP	AVG
2002-03	33-13	844	141-345	.409	74-190	.389	50-61	.820	81	2.5	61	49	1	34	48-0	406	12.3
2003-04	30-29	937	180-390	.462	99-233	.425	79-92	.859	89	3.0	108	66	3	34	64-2	538	17.9
2004-05	32-32	951	193-423	.456	94-242	.388	81-90	.900	65	2.0	77	56	3	22	51-0	561	17.5
TOTALS	95-74	2732	514-1158	.444	267-665	.402	210-243	.864	235	2.5	246	171	7	90	163-2	1505	15.8



14. Chandler Parsons, Casselberry, Fla. (2008-2011) - 1,452

Became the first Gator to win SEC Player of the Year honors in 2011 and was also an AP All-American honorable mention his senior season... Went over the 1,000-point mark in the 2010 SEC Tournament opener against Auburn... The only man in UF history to register two true buzzer-beaters, hitting a 75-foot prayer to beat North Carolina State and hitting a spot-up three-pointer to beat South Carolina three weeks later.


SEASON	GP-GS	MP	FGM-FGA	PCT	3PT-ATT	PCT	FT-FTA	PCT	REB	AVG	A	TO	BS	ST	PF-DQ	TP	AVG
2007-08	36-0	774	103-218	.472	35-108	.330	52-83	.627	143	4.0	51	36	8	18	60-1	293	8.1
2008-09	36-28	937	128-278	.460	37-123	.301	39-70	.557	204	5.7	64	50	14	38	85-1	332	9.2
2009-10	34-18	1054	141-286	.493	38-106	.358	100-151	.662	233	6.8	88	67	5	39	70-0	420	12.3
2010-11	36-35	1229	155-323	.480	43-117	.368	54-97	.557	279	7.8	136	81	15	34	67-0	407	11.3
Totals	142-81	3964	527-1105	.476	153-454	.339	245-401	.601	859	6.1	339	234	42	129	282-2	1452	10.2



15. Dan Cross, Carbondale, Ill. (1992-95) - 1,451

A two-time First-Team All-SEC selection (1994 and 1995)... Also a two-time AP All-America Honorable Mention (1994 and '95)... Named to 1994 NCAA Tournament All-East Regional Team, as he played a key role on Florida's first Final Four Team... Scored in double-figures in 72 career games... Led Florida in scoring as a junior and senior... Over the course of his career, had 13 game-sealing performances (FGs, FTs, steals)... During senior year made a UF-record 31 straight free throws, including record 16-16 at Kentucky. In that contest vs. Kentucky, scored a career-high 30 points... Finished eighth in scoring in 1997-98 for the CBAs Connecticut Pride.

SEASON	G	FGM-FGA	PCT	3PT-ATT	PCT	FTM-FTA	PCT	REB	AVG	TP	AVG
1991-92	33	57-125	.456	18-43	.419	54-83	.651	60	1.8	186	5.6
1992-93	28	50-88	.568	6-15	.400	39-61	.639	64	2.3	145	5.2
1993-94	37	179-371	.482	55-124	.444	168-203	.828	144	3.9	581	15.7
1994-95	30	168-421	.399	53-141	.376	150-178	.843	107	3.6	539	18.0
TOTALS	128	454-1005	.452	132-323	.409	411-525	.783	375	2.9	1451	11.3



16. Andy Owens, Tampa, Fla. (1968-70) - 1,445

An Academic All-America selection in 1970... Two-time Academic All-SEC... Was named to the Helms Foundation All-American list in '70... The all-time single-season scoring average leader (27.0 in 1969-70)... Earned All-SEC honors (AP & UPI) in 1968 and '70 respectively... Played in the American Basketball Association with the New Orleans Bucs... An NCAA Post-Graduate Scholarship recipient.

SEASON	G	FGM-FGA	PCT	3PT-ATT	FTM-FTA	PCT	REB	AVG	TP	AVG
1967-68	24	120-260	.462		101-121	.835	171	7.1	341	14.2
1968-69	27	173-366	.473		82-114	.788	230	8.5	428	15.8
1969-70	25	257-526	.489		162-201	.806	228	9.1	676	27.0
TOTALS	76	550-1152	.477		345-426	.809	629	8.3	1445	19.0



17. David Lee, St. Louis, Mo. (2002-05) — 1,436

A four-year letterwinner, Lee earned All-SEC honors in both his junior and senior seasons... He earned a spot on the All-SEC Tournament team in 2005 after pulling down a UF SEC Tournament-record 17 boards against Kentucky in the title game, helping the Gators to their first tournament championship... Hit 58.1 percent from the floor for his career and played in four straight NCAA Tournaments... Averaged a double-double in SEC play his senior year... A first-round pick of the New York Knicks in 2005, signed with the Golden State Warriors in 2010.

SEASON	GP-GS	MP	FGM-FGA	PCT	3PT-ATT	PCT	FT-FTA	PCT	REB	AVG	A	TO	BS	ST	PF-DQ	TP	AVG
2001-02	31-0	557	84-145	.579	0-0	.000	50-91	.549	145	4.7	32	53	21	20	46-0	218	7.0
2002-03	33-33	866	149-230	.648	0-0	.000	73-117	.624	224	6.8	61	61	48	24	76-1	371	11.2
2003-04	31-30	851	150-255	.588	0-2	.000	112-145	.772	212	6.8	88	64	16	35	83-3	412	13.3
2004-05	32-32	897	160-305	.525	0-4	.000	115-161	.714	288	9.0	70	85	24	34	76-1	435	13.6
TOTALS	127-95	3171	543-935	.581	0-6	.000	350-514	.681	869	6.8	251	263	109	113	281-5	1436	11.3




18. Dwayne Davis, St. Petersburg, Fla. (1988-91) - 1,426

Finished collegiate career with best field-goal percentage in Florida history (.641, 572-of-892)... A three-time All-SEC selection (First team as a senior, second team as a junior, third team as a sophomore)... Over career posted 31 double-doubles and scored in double-figures in 69 games... Hit 72.2 percent of his shots as a sophomore which set the SEC single-season record for field-goal percentage and was also the second-best, single-season percentage in NCAA history... Member of Florida's first SEC Championship team in 1988-89.

SEASON	G	FGM-FGA	PCT	3PT-ATT	PCT	FTM-FTA	PCT	REB	AVG	TP	AVG
1987-88	35	88-147	.599	0-1	.000	44-91	.483	165	4.7	220	6.2
1988-89	33	179-248	.722	0-1	.000	81-142	.570	309	9.4	439	13.3
1989-90	28	139-229	.607	0-0	.000	66-112	.589	239	8.5	344	12.3
1990-91	28	166-268	.619	0-0	.000	91-152	.599	208	7.4	423	15.1
TOTALS	124	572-892	.641	0-2	.000	282-497	.567	921	7.4	1426	11.5

THOUSAND-POINT SCORERS



19. Craig Brown, Steelton, Pa. (1991-94) - 1,419

Team Captain, Most Valuable Player and Most Inspirational Player of Florida's first NCAA Tournament Final Four Team (1994)...Culminated career as Florida's all-time leader in 3-point field goals made (186; now tied for 10th), while also setting a then-school record for 3-pointers in a season with 89 in 1993-94...Named Most Outstanding Player of the NCAA Tournament's East Regional in 1994...Tied school record for double-figure scoring games in a season (33) in 1993-94...Scored in double-figures in 78 of his 122 career games...Former Coach Lon Kruger's first signee at Florida...Earned a gold medal on the USA's Junior World Championship Team in summer of 1991...Played in the CBA in 1995.

SEASON	G	FGM-FGA	PCT	3PT-ATT	PCT	FTM-FTA	PCT	REB	AVG	TP	AVG
1990-91	24	72-174	.414	27-65	.415	39-51	.765	72	3.0	210	8.8
1991-92	33	127-298	.426	19-66	.288	82-108	.759	109	3.3	355	10.8
1992-93	28	107-247	.433	51-118	.432	41-60	.683	90	3.2	306	10.9
1993-94	37	191-417	.458	89-206	.432	77-93	.828	181	4.9	548	14.8
TOTALS	122	497-1136	.438	186-455	.409	239-312	.766	452	3.7	1419	11.6



20. Brett Nelson, St. Albans, W. Va., (2000-03) - 1,417

Florida's second all-time leader in 3-pointers made at the conclusion of his career with 274 (now fourth)...All-SEC selection in both his sophomore and junior seasons, while earning All-America honors as a sophomore in 2001...Held the UF then-record for consecutive games with a three-pointer (33)...Two-time winner of Florida's Most Improved Player Award.

SEASON	GP-GS	MP	FGM-FGA	PCT	3PT-ATT	PCT	FT-FTA	PCT	REB	AVG	A	TO	BS	ST	PF-DQ	TP	AVG
1999-00	37-0	691	102-243	.420	49-113	.434	46-54	.852	57	1.5	110	102	6	60	71-0	299	8.1
2000-01	31-28	967	161-358	.450	81-179	.453	72-90	.800	85	2.7	133	80	12	59	80-0	475	15.3
2001-02	31-29	960	154-393	.392	98-248	.395	48-57	.842	70	2.3	101	75	14	59	84-3	454	14.6
2002-03	30-20	684	60-203	.296	46-149	.309	23-28	.821	50	1.7	62	44	4	20	54-0	189	6.3
TOTALS	129-77	3302	477-1197	.398	274-689	.398	189-229	.825	262	2.0	406	301	36	198	289-3	1417	11.0



21. Tony Miller, Garrett, Ind. (1971-73) - 1,382

Led the SEC in scoring in '72 (26.7)...Scored the most points ever by a Gator in a single game with 54 against Chicago State (Feb. 29, 1972)...A '72 All-SEC choice by AP...A two-time Academic All-SEC selection...Known for his work ethic...An NCAA Post-Graduate Scholarship recipient.


SEASON	G	FGM-FGA	PCT	3PT-ATT	FTM-FTA	PCT	REB	AVG	TP	AVG
1970-71	26	155-354	.438		117-153	.765	68	2.6	427	16.4
1971-72	19	195-432	.451		117-158	.740	85	4.5	507	26.7
1972-73	26	181-426	.425		86-115	.748	77	3.0	448	17.2
TOTALS	71	531-1212	.438		320-426	.751	231	3.3	1382	19.5



22. Dametri Hill, St. Petersburg, Fla. (1993-96) - 1,376

Gained national notoriety from his baby jump hook shot dubbed "Da Meat Hook"...One of only 14 players in UF history to score more than 1,350 points and collect over 575 rebounds...Appeared in 110 games, with 94 starts...Appeared in 96 consecutive games to end his career...Scored in double figures 77 times and put up double-figure efforts on the boards 13 times...Recorded 12 double-doubles...Led UF in scoring 32 times and rebounding 34 times.

SEASON	G	FGM-FGA	PCT	3PT-ATT	PCT	FTM-FTA	PCT	REB	AVG	TP	AVG
1992-93	16	5-15	.333	0-0	.000	7-11	.636	9	0.6	17	1.1
1993-94	37	178-347	.513	0-2	.000	113-172	.657	183	4.9	469	12.7
1994-95	29	155-295	.525	7-23	.304	81-118	.686	170	5.9	398	13.7
1995-96	28	184-376	.489	14-44	.318	110-164	.671	218	7.8	492	17.6
TOTALS	110	522-1033	.505	21-69	.304	311-465	.669	580	5.3	1376	12.5



23. Livingston Chatman, Lakeland, Fla. (1988-91) - 1,341

SEC Tournament Most Valuable Player in 1989 after scoring 70 points in three games and leading the Gators to the finals of the tourney for the first time since 1934...A freshman All-America selection (AP five-man Freshman All-American Team)...Scored in double figures in 71 career games...Key player in Florida's SEC Championship team (1988-89).


SEASON	G	FGM-FGA	PCT	3PT-ATT	PCT	FTM-FTA	PCT	REB	AVG	TP	AVG
1987-88	31	146-313	.466	0-0	.000	97-150	.646	199	6.4	389	12.5
1988-89	34	202-408	.495	0-6	.000	143-224	.638	216	6.3	547	16.0
1989-90	10	48-109	.440	0-3	.000	30-47	.638	70	7.0	126	12.6
1990-91	26	112-227	.493	0-2	.000	55-100	.550	145	5.6	279	10.7
TOTALS	101	508-1057	.480	0-11	.000	325-521	.624	630	6.2	1341	13.3



24. Alex Tyus, St. Louis, Mo. (2008-2011) - 1,333

Tyus went over the 1,000-point mark on March 12, 2010 against Mississippi State in the SEC Tournament...Started each of the final 106 appearances of his career...Became the 11th player since 2000 to register at least 19 points and 17 rebounds in an NCAA Tournament game, reaching those numbers in the Sweet 16 vs. BYU in 2011...At the end of his career, tied for second all-time with Chandler Parsons with 142 games played and never fouled out...Also finished as career top-10 Gator in starts (106), blocks (115) and dunks (146).

SEASON	GP-GS	MP	FGM-FGA	PCT	3PT-ATT	PCT	FT-FTA	PCT	REB	AVG	A	TO	BS	ST	PF-DQ	TP	AVG
2007-08	36-0	458	68-126	.540	0-0	.000	19-35	.543	93	2.6	11	19	23	4	38-0	155	4.3
2008-09	36-36	944	195-330	.591	0-0	.000	61-89	.685	222	6.2	24	42	28	17	65-0	451	12.5
2009-10	34-34	966	164-326	.503	4-10	.400	69-101	.683	234	6.9	15	53	35	17	54-0	401	11.8
2010-11	36-36	903	133-266	.500	2-6	.333	58-92	.630	222	6.2	30	50	29	16	64-0	326	9.1
TOTALS	142-106	3271	560-1048	.534	6-16	.367	207-317	.635	771	5.5	80	164	115	54	221-0	1333	9.4



25. Joe Hobbs, Sheridan, Ind. (1956-58) - 1,331

A two-time first-team All-SEC selection...Named to the All-SEC Coaches' team in 1957...A Helms Foundation All-American in 1958...A ninth-round 1958 NBA Draft selection by Minneapolis.

SEASON	G	FGM-FGA	PCT	3PT-ATT	FTM-FTA	PCT	REB	AVG	TP	AVG
1955-56	23	161-381	.423		54-68	.794	109	4.7	376	16.3
1956-57	24	182-445	.409		89-104	.856	74	3.1	453	18.9
1957-58	21	202-467	.434		98-114	.859	87	4.1	502	23.9
TOTALS	68	545-1293	.422		241-286	.843	270	3.9	1331	19.6

THOUSAND-POINT SCORERS



26. Andrew DeClercq, Clearwater, Fla. (1992-95) - 1,309

A four-time All-Southeastern Conference selection (All-SEC Freshman Team, Second Team All-SEC as a sophomore, Third Team All-SEC as a junior, First Team All-SEC as a senior)...Also named Academic All-SEC in 1995...A member of the 1994 USA Goodwill Games team...Named to 1994 NCAA Tournament All-East Regional Team, as he played a key role on Florida's first Final Four team... Notched 23 career double-doubles, while having 61 career games with double-figure points and 34 career games with double-figure rebounds...A 1995 second-round draft selection by Golden State who spent 11 years in the NBA.

SEASON	G	FGM-FGA	PCT	3PT-ATT	PCT	FTM-FTA	PCT	REB	AVG	TP	AVG
1991-92	33	117-231	.506	0-0	.000	57-87	.655	203	6.2	291	8.8
1992-93	28	118-208	.567	0-0	.000	59-101	.584	198	7.1	295	10.5
1993-94	37	129-237	.544	1-3	.333	68-104	.654	292	7.9	327	8.8
1994-95	30	138-270	.511	5-15	.333	115-159	.723	265	8.8	396	13.2
TOTALS	128	502-946	.531	6-18	.333	299-451	.663	958	7.5	1309	10.2



27. Patric Young, Jacksonville, Fla. (2011-14) - 1,307

A three-year starter and two-time second-team All-SEC honoree, Young also became the first three-time winner of the SEC Scholar-Athlete of the Year award...Also named an AP All-American, CoSIDA Academic All-American, the SEC Defensive Player of the Year and the NABC Pete Newell Big Man of the Year as a senior...Played every game in his four-year career, becoming the second Gator to play in 150 games (Walter Hodge, 151)...Also finished his career in UF's all-time top 10 in blocked shots, field goal percentage, minutes and games started...Notable off-court honors include the SEC Brad Davis Community Service Leader of the Year and UF's Ben Hill Griffin Award.

SEASON	GP-GS	MP	FGM-FGA	PCT	3PT-ATT	PCT	FT-FTA	PCT	REB	AVG	A	TO	BS	ST	PF-DQ	TP	AVG
2010-11	37-2	658	50-90	.556	0-0	.000	26-37	.703	139	3.8	12	25	31	21	73-0	126	3.4
2011-12	37-32	980	162-262	.618	0-0	.000	54-91	.593	238	6.4	41	57	30	18	99-3	378	10.2
2012-13	37-36	981	153-261	.586	0-0	.000	68-139	.489	232	6.3	32	56	58	34	85-2	374	10.1
2013-14	39-37	1025	171-316	.541	0-0	.000	87-146	.596	240	6.2	30	49	41	25	101-3	429	11.0
TOTALS	150-107	3644	536-929	.577	0-0	.000	235-416	.569	849	5.7	115	187	160	98	358-8	1307	8.7



28. Greg Stolt, Huntsville, Ala. (1996-99) - 1,303

A three-time SEC Academic Honor Roll selection, graduating in May of 1999... Received the 1999 Doug Belden Award, presented by the University Athletic Association to the top graduating student-athlete for academic achievement, athletic achievement, community involvement and leadership... Named co-captain with Eddie Shannon for his senior season, the first team captains under head coach Billy Donovan... Scored in double figures in 71 games... One 30-point game to his credit and 10 20-point games... Seven double-doubles... Led UF in scoring 20 times and rebounding 18 times... As a senior led the SEC in 3-point field goal percentage (.438)... Led UF in scoring in the NCAA Tournament (15.7) and postseason (16.0).


SEASON	G	FGM-FGA	PCT	3PT-ATT	PCT	FTM-FTA	PCT	REB	AVG	TP	AVG
1995-96	28	69-174	.397	41-114	.360	21-25	.840	92	3.3	200	7.1
1996-97	30	126-289	.436	64-155	.413	100-118	.847	183	6.1	416	13.9
1997-98	29	120-261	.460	60-131	.458	47-59	.797	133	4.6	347	12.0
1998-99	31	117-245	.478	78-178	.438	28-42	.667	102	3.3	340	11.0
TOTALS	118	432-969	.446	243-578	.420	196-244	.803	510	4.3	1303	11.0



29. Matt Walsh, Holland, Pa., (2003-05) - 1,301

One of the most dangerous 3-point shooters in school history, Walsh scored over 1,300 points in only three years at UF... Hit over 42 percent from 3-point range two of his three years at UF... Left UF ranked fifth in both 3-pointers made and attempted (now eighth in both)... Earned Second-Team All-SEC honors in both his sophomore and junior years... Twice earned National Player of the Week honors, including his first week as a collegiate athlete when he scored 26 points in his very first game... The MVP of the 2005 SEC Tournament after scoring 26 points in the Gators' victory over Kentucky in the title game, their first SEC Tournament Championship... Declared for the NBA Draft after his junior season.

SEASON	GP-GS	MP	FGM-FGA	PCT	3PT-ATT	PCT	FT-FTA	PCT	REB	AVG	A	TO	BS	ST	PF-DQ	TP	AVG
2002-03	33-33	965	128-274	.467	60-139	.432	88-119	.739	156	4.7	101	96	12	50	77-0	404	12.2
2003-04	31-31	1026	152-342	.444	63-182	.346	122-148	.824	150	4.8	86	94	8	47	74-0	489	15.8
2004-05	28-26	837	126-278	.453	69-162	.426	87-106	.821	102	3.6	85	69	7	28	51-1	408	14.6
TOTALS	92-90	2828	406-894	.454	192-483	.398	297-373	.796	410	4.5	272	259	27	125	202-1	1301	14.1



30. Vernon Delancy, Miami, Fla. (1981-84) - 1,291

Scored 38 points against Alabama in his freshman year to post the highest outing in the nation by a freshman that year... Named to SEC All-Freshman team in 1981... A 1984 third-round NBA Draft pick by Milwaukee.

SEASON	G	FGM-FGA	PCT	3PT-ATT	FTM-FTA	PCT	REB	AVG	TP	AVG
1980-81	28	192-354	.542		113-144	.785	139	5.0	497	17.8
1981-82	17	65-143	.447		45-58	.776	51	3.0	175	10.3
1982-83	28	145-301	.482		71-103	.689	82	2.9	361	12.9
1983-84	29	107-212	.505		44-67	.657	101	3.5	258	8.9
TOTALS	102	509-1010	.504		273-372	.734	373	3.7	1291	12.7



31. Chip Williams, Dunedin, Fla. (1973-75) - 1,246

First-team All-SEC choice (AP & UPI) in '74... Second-team All-SEC choice in '73... Third-team All-SEC by UPI and AP honors in '75... Led team in scoring in '74... Grabbed 775 career rebounds, averaging 10.2 per game... Inducted into University of Florida Hall of Fame in April of 1995.

SEASON	G	FGM-FGA	PCT	3PT-ATT	FTM-FTA	PCT	REB	AVG	TP	AVG
1972-73	25	168-353	.476		76-110	.691	303	12.1	412	16.5
1973-74	23	199-357	.557		75-96	.781	255	11.1	473	20.6
1974-75	28	151-293	.515		59-84	.702	217	7.8	361	12.9
TOTALS	76	518-1003	.516		210-290	.724	775	10.2	1246	16.4

THOUSAND-POINT SCORERS



32. Kenyan Weaks, Concord, N.C. (1997-2000) - 1,234

One of the most prolific 3-point shooters in school history, who developed into a complete player during his four-year career...Scored in double figures 60 times, including 14 20-point games and a 31-point game vs. Auburn in the 1998 SEC Tournament...Started 65 games in his career...Tied UF single-season school record with 2.25 steals per game (Dwayne Davis in 1990-91) as a junior...As a sophomore, set a UF record by shooting .508 from 3-point range. It was the fifth best mark in SEC history (now sixth), led the SEC and also ranked fifth nationally.

SEASON	G	FGM-FGA	PCT	3PT-ATT	PCT	FTM-FTA	PCT	REB	AVG	TP	AVG
1996-97	28	105-217	.484	36-91	.396	15-30	.500	72	2.6	261	9.3
1997-98	26	122-238	.513	61-120	.508	26-33	.788	124	4.8	331	12.7
1998-99	24	101-218	.463	45-118	.381	24-28	.857	81	3.4	271	11.3
1999-00	37	131-250	.524	56-135	.415	53-59	.898	99	2.7	371	10.0
TOTALS	115	459-923	.497	198-464	.427	118-150	.787	376	3.3	1234	10.7



33(t). Corey Brewer, Portland, Tenn. (2005-07) - 1,225

One of the most versatile players in UF history, Brewer had the quickest defensive hands in the SEC while averaging in double-figures each of his final two years... He was selected the Most Outstanding Player at the 2007 Final Four, guiding the Gators to their second-straight national title... The 2006 SEC co-Defensive Player of the Year... Earned All-SEC honors both his sophomore and junior years and was an Honorable Mention AP All-American in 2007... The seventh overall pick in the 2007 NBA Draft by the Minnesota Timberwolves... Won an NBA title with the Dallas Mavericks in 2011.

SEASON	GP-GS	MP	FGM-FGA	PCT	3PT-ATT	PCT	FT-FTA	PCT	REB	AVG	A	TO	BS	ST	PF-DQ	TP	AVG
2004-05	32-32	791	87-169	.515	17-39	.436	50-86	.581	110	3.4	63	52	13	46	73-1	241	7.5
2005-06	39-37	1095	171-365	.468	42-120	.350	110-143	.769	186	4.8	128	108	16	61	97-4	494	12.7
2006-07	37-37	1053	169-356	.478	40-119	.336	112-155	.723	173	4.7	109	90	15	69	72-1	490	13.2
TOTALS	108-106	2949	426-889	.479	99-278	.356	272-384	.708	469	4.3	300	250	44	176	242-6	1225	11.3



33(t). Malcolm Cesare, Hicksville, N.Y. (1976-79) - 1,225

A 1979 Third-Team All-SEC selection... Finished his career as one of the top rebounders and shot-blockers in UF history at the time... A fourth-round NBA Draft pick by Phoenix in 1979.

SEASON	G	FGM-FGA	PCT	3PT-ATT	FTM-FTA	PCT	REB	AVG	TP	AVG
1975-76	26	93-191	.487		30-41	.732	142	5.5	216	8.3
1976-77	26	98-210	.467		40-54	.741	121	4.7	236	9.1
1977-78	27	126-255	.494		66-103	.641	181	6.7	318	11.7
1978-79	27	185-338	.547		85-112	.759	187	6.9	455	16.9
TOTALS	106	502-994	.504		221-310	.713	631	6.0	1225	11.6



35. Hans Tanzler, Jacksonville, Fla. (1947-50) - 1,221

A 1950 Third-Team All-SEC AP choice... Led team in scoring in 1948 (13.2)... Captain of the 1949-50 squad... A former mayor of Jacksonville.

SEASON	G	FGM-FGA	PCT	3PT-ATT	FTM-FTA	PCT	REB	AVG	TP	AVG
1946-47	26	112			58				282	10.8
1947-48	25	135			60				330	13.2
1948-49	26	115			76				306	11.8
1949-50	23	111-338	.328		81-107	.757			303	13.2
TOTALS	100	473			275				1221	12.2


Other figures not available.



36. Taurean Green, Ft. Lauderdale, Fla. (2005-07) - 1,174

One of the great point guards in UF history, he played in 111 games in three years without fouling out once... An All-SEC selection both his sophomore and junior years and an Honorable Mention AP All-American in 2007... The MVP of the 2006 SEC Tournament and the Most Outstanding Player in the 2007 NCAA Midwest Regional... His 184 assists as a sophomore are the fourth-highest single-season total in school history, while his .856 career clip from the free-throw line is second-best in school history... Drafted in the second round of the 2007 NBA Draft by the Portland Trail Blazers.

SEASON	GP-GS	MP	FGM-FGA	PCT	3PT-ATT	PCT	FT-FTA	PCT	REB	AVG	A	TO	BS	ST	PF-DQ	TP	AVG
2004-05	32-0	606	33-89	.371	16-47	.340	42-54	.778	31	1.0	69	51	1	31	51-0	124	3.9
2005-06	39-39	1302	130-355	.366	88-229	.384	171-193	.886	115	2.9	184	124	5	51	63-0	519	13.3
2006-07	40-40	1318	154-347	.444	82-202	.406	141-166	.849	96	2.4	147	107	1	42	60-0	531	13.3
TOTALS	111-79	3201	317-791	.401	186-478	.389	350-409	.856	238	2.1	397	273	7	124	174-0	1174	10.5



37. Nick Calathes, Casselberry, Fla. (2008-2009) - 1,170

Calathes was the eighth-fastest Gator ever to reach the 1,000-point club... He was the fastest Gator to 1,000 points since Ronnie Williams did so 27 years earlier... A First-Team All-SEC selection as a sophomore in 2008-09, Calathes became the first Florida player to score 30 points in a game twice in one season since Anthony Roberson in 2005... Led the team in scoring and assists both years on campus... Named the 2007-08 SEC Newcomer of the Year and broke UF's assists and assists per game marks for the second-straight season in '08-09... Declared for the NBA Draft after his sophomore season.

SEASON	GP-GS	MP	FGM-FGA	PCT	3PT-ATT	PCT	FT-FTA	PCT	REB	AVG	A	TO	BS	ST	PF-DQ	TP	AVG
2007-08	36-36	1174	175-411	.426	58-158	.367	144-199	.724	187	5.2	221	104	3	58	76-0	552	15.3
2008-09	36-35	1200	205-425	.482	73-187	.390	135-191	.707	192	5.3	231	119	6	68	69-0	618	17.2
TOTALS	72-71	2374	380-836	.455	131-345	.380	279-390	.715	379	5.3	452	223	9	126	145-0	1170	16.3


THOUSAND-POINT SCORERS



38. Eddie Shannon, West Palm Beach, Fla. (1996-99) - 1,168

A four-year starter... Named co-captain with Greg Stolt prior to his senior season, the first team captains under head coach Billy Donovan... Named the 1999 Frontier Most Courageous player for demonstrating extraordinary courage beyond the playing floor... Had a prosthetic right eye fitted on Oct. 15, 1998 after having damaged parts of his eye removed on Sept. 5th, 1998... Scored in double figures 59 times in his career... Led UF in scoring 17 times during his career and led UF in assists in 63 games... Had nine career 20-point game... Had 18 assists and just three turnovers in NCAA Tournament action and 31 assists with eight turnovers in postseason action.

SEASON	G	FGM-FGA	PCT	3PT-ATT	PCT	FTM-FTA	PCT	REB	AVG	TP	AVG
1995-96	28	94-253	.372	23-81	.284	30-42	.714	58	2.1	241	8.6
1996-97	30	124-290	.428	36-117	.308	113-145	.779	101	3.4	397	13.2
1997-98	29	111-269	.413	40-124	.323	73-108	.676	99	3.4	335	11.6
1998-99	29	61-122	.500	19-55	.345	54-72	.750	75	2.6	195	6.7
TOTALS	116	390-934	.418	118-377	.313	270-367	.736	333	2.9	1168	10.1



39. Al Bonner, Pensacola, Fla. (1975-78) - 1,157

A Third-Team All-SEC selection in '77 (UPI)... A three-time Academic All-SEC choice... Led the SEC in free-throw percentage in '77 (86.3).

SEASON	G	FGM-FGA	PCT	3PT-ATT	FTM-FTA	PCT	REB	AVG	TP	AVG
1974-75	27	54-121	.446		25-33	.758	98	3.6	133	4.9
1975-76	25	131-235	.557		36-46	.783	177	7.1	298	11.9
1976-77	26	154-265	.581		82-95	.863	144	5.5	390	15.0
1977-78	27	138-297	.465		60-80	.750	126	4.6	336	12.4
TOTALS	105	477-918	.519		203-254	.799	545	5.2	1157	11.0



40. Joakim Noah, New York, N.Y. (2005-07) - 1,133

One of the most colorful characters to ever walk on the University of Florida campus, Noah was a two-time All-American at Florida, earning Honorable Mention AP honors in 2006 and Second-Team honors in 2007... A First Team All-SEC honoree in both 2006 and 2007... He was the Most Outstanding Player of both the Minneapolis Regional and the Final Four in 2006, setting an NCAA single Tournament record with 29 blocked shots, including a Championship game record (since broken) of six vs. UCLA... Helped the Gators to back-to-back NCAA titles... The ninth overall pick in the 2007 NBA Draft by the Chicago Bulls.

SEASON	GP-GS	MP	FGM-FGA	PCT	3PT-ATT	PCT	FT-FTA	PCT	REB	AVG	A	TO	BS	ST	PF-DQ	TP	AVG
2004-05	29-0	273	36-60	.600	0-0	.000	30-52	.577	72	2.5	15	17	19	6	46-2	102	3.5
2005-06	39-38	972	202-322	.627	0-1	.000	148-202	.733	278	7.1	80	76	95	44	84-3	552	14.2
2006-07	40-40	1034	173-285	.607	1-1	1.000	132-199	.663	337	8.4	90	101	72	45	90-1	479	12.0
TOTALS	108-78	2279	408-667	.612	1-2	.500	310-453	.684	678	6.3	184	191	183	95	217-6	1133	10.4



41. Al Horford, Puerto Plata, Dominican Republic (2005-07) - 1,123

A rock-solid presence for the Gators for three years, he started 100 of 109 career games... The MVP of the 2007 SEC Tournament, helping the Gators to their third straight title in the event... Second all-time in Florida history with 189 blocked shots... Second in UF history with 16 career double-doubles... Averaged nearly a double-double his junior year, with 13.2 points and 9.5 boards per game... The No. 3 overall pick in the 2007 NBA Draft by the Atlanta Hawks, the second-highest a Gator has ever been drafted.

SEASON	GP-GS	MP	FGM-FGA	PCT	3PT-ATT	PCT	FT-FTA	PCT	REB	AVG	A	TO	BS	ST	PF-DQ	TP	AVG
2004-05	32-25	730	61-127	.480	0-0	.000	57-98	.582	209	6.5	28	31	51	26	79-0	179	5.6
2005-06	39-39	1011	177-291	.608	0-2	.000	88-144	.611	295	7.6	77	74	68	40	97-2	442	11.3
2006-07	38-36	1057	186-306	.608	0-2	.000	130-202	.644	360	9.5	82	69	70	28	94-2	502	13.2
TOTALS	109-100	2768	424-724	.586	0-4	.000	275-441	.624	864	7.9	187	174	189	94	270-4	1123	10.3



42. Reggie Hannah, Titusville, Fla. (1978-80) - 1,114

A 1980 Third-Team All-SEC choice (AP & UPI)... Led team in scoring as a freshman... Member of the U.S. Junior Olympic Team in 1977.

SEASON	G	FGM-FGA	PCT	3PT-ATT	FTM-FTA	PCT	REB	AVG	TP	AVG
1977-78	22	109-191	.577		81-122	.664	203	9.2	299	13.6
1978-79	27	135-253	.534		87-129	.674	231	8.6	357	13.2
1979-80	27	161-298	.540		136-193	.704	241	8.9	458	17.0
TOTALS	76	405-742	.545		304-444	.685	675	8.9	1114	14.7



43. Sonny Powell, Jacksonville, Fla. (1952-55) - 1,109

A Third-Team All-SEC selection (AP) in '55... Ranks fourth in career free-throws made (487).

SEASON	G	FGM-FGA	PCT	3PT-ATT	FTM-FTA	PCT	REB	AVG	TP	AVG
1951-52	24	66-225	.293		77-114	.675	80	3.3	209	8.7
1952-53	18	64-208	.308		75-105	.714	60	3.3	203	11.3
1953-54	22	88-244	.361		166-195	.851	63	2.9	342	15.5
1954-55	22	93-271	.343		169-211	.801	65	2.9	355	16.1
TOTALS	86	311-948	.328		487-625	.779	268	3.1	1109	12.9




44. Gary Keller, St. Petersburg, Fla. (1965-67) - 1,104

Named to the First-Team All-SEC squad (UPI) in '67... Earned AP All-SEC honors in '66 and '67... Collected Academic All-SEC honors in '67 and '68... Earned Coaches' SEC honors in '66 & '67... A 1967 sixth-round NBA Draft selection by Los Angeles.

SEASON	G	FGM-FGA	PCT	3PT-ATT	FTM-FTA	PCT	REB	AVG	TP	AVG
1964-65	25	121-242	.500		70-112	.625	247	9.9	312	12.5
1965-66	26	152-322	.472		110-197	.558	326	12.5	414	15.9
1966-67	25	143-313	.457		92-143	.643	282	11.3	378	15.1
TOTALS	76	416-877	.474		272-452	.602	855	11.3	1104	14.5

THOUSAND-POINT SCORERS




45. Harry Hamilton, Gainesville, Fla. (1947-49, 1951) - 1,102

Earned All-SEC Third-Team honors (AP) in '51...Led UF in scoring in '49 and '51.

SEASON	G	FGM-FGA	PCT	3PT-ATT	FTM-FTA	PCT	REB	AVG	TP	AVG
1946-47									123	
1947-48									287	
1948-49	26	132			63				327	12.6
1950-51	22	158-425	.372		49-75	.653	128	5.8	365	16.6
TOTALS	97	476			150				1102	11.4

Other figures not available.



46. Lee Humphrey, Maryville, Tenn. (2004-07) - 1,080

One of the deadliest shooters in NCAA history, Humphrey left school as the all-time leader in 3-pointers made in NCAA Tournament-history (47)...Was at his best on the biggest stage and knocked down 18 3-pointers in two Final Fours (10 in 2006, eight in 2007)...Hit a UF NCAA Tournament record seven 3-pointers vs. Oregon in the 2007 Elite Eight...A two-time SEC Scholar Athlete of the Year (2006 and 2007) and a two-time ESPN the Magazine Academic All-American.

SEASON	GP-GS	MP	FGM-FGA	PCT	3PT-ATT	PCT	FT-FTA	PCT	REB	AVG	A	TO	BS	ST	PF-DQ	TP	AVG
2003-04	26-11	494	34-72	.472	25-57	.439	5-9	.556	31	1.2	29	23	0	11	18-0	98	3.8
2004-05	32-6	521	52-130	.400	37-100	.370	14-21	.667	31	1.0	31	24	0	15	35-1	155	4.8
2005-06	38-32	1138	142-299	.475	113-246	.459	18-30	.600	71	1.9	72	39	0	28	43-0	415	10.9
2006-07	40-40	1214	145-305	.475	113-246	.459	9-13	.692	51	1.3	50	45	0	19	53-0	412	10.3
TOTALS	136-88	3367	372-807	.461	288-649	.444	46-73	.630	184	1.4	176	131	0	73	149-1	1080	7.9



47. Walter Hodge, Guaynabo, Puerto Rico (2006-09) - 1,074

The winningest player in school history, Hodge completed his career owning back-to-back NCAA titles and SEC Tournament titles during his tenure in Gainesville...With five more wins (117) than any other player in the history of Florida basketball, the guard increased his 3-pointers made in all four seasons...Hodge left the program sinking the 10th-most three-point field goals in school history (176)...Hodge holds the record for games played by a Gator (151), and is also among the top 10 all-time in minutes played with 3,587.


SEASON	GP-GS	MP	FGM-FGA	PCT	3PT-ATT	PCT	FT-FTA	PCT	REB	AVG	A	TO	BS	ST	PF-DQ	TP	AVG
2005-06	39-8	749	53-137	.387	28-76	.368	16-24	.667	41	1.1	47	49	1	39	61-0	150	3.8
2006-07	40-3	709	79-145	.545	34-68	.500	35-55	.636	47	1.2	59	47	1	17	60-0	227	5.7
2007-08	36-36	1102	143-298	.480	55-150	.367	34-45	.756	76	2.1	103	50	1	50	82-2	375	10.4
2008-09	36-36	1026	112-247	.453	59-154	.383	39-48	.713	54	1.5	84	38	2	47	77-1	322	8.9
TOTALS	151-83	3587	387-827	.468	176-448	.393	124-172	.721	218	1.4	293	184	5	153	280-3	1074	7.1



48. Erik Murphy, South Kingstown, R.I. (2010-13) - 1,052

The nation's top-shooting big man from 3-point range, Murphy hit at an SEC-best .453 clip from beyond the arc as a senior on the way to first-team All-SEC honors...A two-year starter who saw his minutes and production increase throughout his career...Named to the All-SEC Tournament team as a junior and a senior and was named to the NCAA All-West Regional team as a junior...Reached the 1,000-point mark in a career-best 27-point, 12-rebound performance against LSU in the 2013 SEC Tournament...Had an ultra-efficient 10-for-10 shooting performance vs. Wisconsin on Nov. 14, 2012.

SEASON	GP-GS	MP	FGM-FGA	PCT	3PT-ATT	PCT	FT-FTA	PCT	REB	AVG	A	TO	BS	ST	PF-DQ	TP	AVG
2009-10	33-0	299	48-80	.600	0-0	-	19-30	.633	79	2.4	8	20	8	12	51-1	115	3.5
2010-11	33-1	355	54-105	.514	12-30	.400	21-28	.750	75	2.3	8	24	15	5	55-0	141	4.3
2011-12	34-32	882	131-270	.485	59-140	.421	35-43	.814	154	4.5	29	44	37	18	90-0	356	10.5
2012-13	36-34	952	164-318	.516	72-159	.453	40-51	.784	199	5.5	50	51	25	23	101-3	440	12.2
TOTALS	136-67	2488	397-773	.514	143-329	.435	115-152	.757	507	3.7	95	139	85	58	297-4	1052	7.7



49. Vernon Maxwell, Gainesville, Fla. (1985-88) - 1,046

A three-time All-SEC selection (AP, UPI and Coaches)...An AP 1988 Honorable Mention All-American...1988 First-Team All-SEC tournament choice...A 1988 second-round draft choice of the Denver Nuggets...Played for NBA World Champion Houston Rockets in 1994 and enjoyed a 13-year career in the NBA.

SEASON	G	FGM-FGA	PCT	3PT-ATT	FTM-FTA	PCT	REB	AVG	TP	AVG
1984-85	30	163-366	.445		72-105	.686	72	2.4	398	13.3
1985-86	33	262-566	.463		124-177	.701	147	4.5	648	19.6
TOTALS	63	425-932	.456		196-282	.695	218	3.4	1046	16.6



50. Brooks Henderson, Coral Gables, Fla. (1963-65) — 1,001

Named to All-SEC Second-Team (AP & UPI) in '64...Earned Third-Team (AP) and second-team (UPI) honors in '65...Included on the SEC Coaches' Select Team in '65...Named a Helms Foundation All-American in '65 and was a First-Team All-SEC academic choice in 1964-65...Fifth in career free throw percentage (.830)...A 1965 fourth-round selection by Los Angeles.

SEASON	G	FGM-FGA	PCT	3PT-ATT	FTM-FTA	PCT	REB	AVG	TP	AVG
1962-63	19	80-202	.396		110-132	.833	90	4.7	270	14.2
1963-64	22	147-309	.476		87-103	.845	163	7.4	381	17.3
1964-65	25	105-222	.473		140-171	.813	112	4.5	350	14.0
TOTALS	66	332-733	.453		337-406	.830	365	5.5	1001	15.2

Quickest Players to Reach 1,000 Points

1. Ronnie Williams, 50 games – Reached 1,000 points (1,008 total at end of game) as a sophomore in game 22 (with 9:33 remaining in the first half) vs. Tennessee, Feb. 10, 1982
2. Tony Miller, 50 games – Reached 1,000 points (1,015 total at end of game) as a junior in game 5 (with 2:29 remaining in first half) vs. ISU, Dec. 22, 1972
3. Neal Walk, 52 games – Reached 1,000 points as a junior in game 2 vs. Univ. of Miami, Dec. 7, 1968
4. Joe Hobbs, 56 games – Reached 1,000 points as a senior in game 9 vs. ISU, Jan. 6, 1958
5. Chip Williams, 57 games – Reached 1,000 points as a junior in game 9 vs. San Jose, Dec. 30, 1974
6. Bob Emrick, 58 games – Reached 1,000 points as a junior in game 14 vs. Tennessee, Feb. 4, 1956
7. Andy Owens, 59 games – Reached 1,005 points as a junior in game 8 vs. Auburn, Jan. 3, 1970
8. Nick Calathes, 60 games – Reached 1,002 points as a sophomore in game 24 vs. Kentucky, Feb. 10, 2009
9. Vernon Maxwell, 61 games – Reached 1,016 points as a sophomore in game 31 vs. SW Missouri, March 20, 1986
10. Brooks Henderson, 66 games – Reached 1,001 points as a senior in the last game of the 1964-65 season vs. Georgia, March 5, 1965

ALL-TIME RESULTS

1915-16 (5-1)

Coach: C.J. McCoy		Captain: R.K. VanCamp	
D15	Jacksonville YMCA	(A)	W 30 14
J25	Columbia College	(A)	W 18 5
F2	Kewatin (St. Aug.)	(A)	L 16 22
F3	St. Augustine YMCA	(A)	W 46 32
F4	Jacksonville YMCA	(A)	W 46 42
F5	Columbia College	(A)	W 36 25

1916-19

(No teams because of WWI)

1919-20 (2-5)

Coach: No Coach		Captain: C.A. Coxe	
	Jacksonville YMCA	(A)	W 31 28
	Jacksonville YMCA	(A)	L 31 33
	Catholic Club (Jax)	(A)	W 28 16
	Stetson	(A)	L 28 35
	Mercer	(A)	L 21 30
	Macon YMCA	(A)	L 18 64
	Savannah	(A)	L 24 28

1920-21 (5-6)

Coach: W.G. Klein		Captain: W.M. Madison	
J15	Stetson	(H)	L 18 36
J22	Stetson	(A)	L 16 55
F5	Savannah YMCA	(A)	W 38 20
F6	NC State	(A)	W 39 18
F8	Trinity	(A)	L 21 49
F9	VMI	(A)	L 20 60
F10	Davidson	(A)	L 26 45
F11	Wofford	(A)	W 45 35
F12	Furman	(A)	W 37 25
F14	Macon YMCA	(A)	L 17 47
F15	Camp Benning	(A)	W 31 28

1921-22 (5-5)

Coach: W.G. Klein		Captain: C.Y. Byrd	
J15	Stetson	(H)	W 45 25
J21	Rollins	(H)	W 43 17
J26	Albany YMCA	(A)	L 17 27
J27	Camp Benning	(A)	L 13 45
J28	Mercer	(A)	L 26 27
J29	Savannah YMCA	(A)	L 22 26
J31	Jacksonville YMCA	(A)	L 18 43
F11	Rollins	(A)	W 48 29
F17	Savannah YMCA	(H)	W 41 18
F20	Trinity	(H)	W 33 26 (OT)

1922-23 (2-5)

Coach: C.Y. Byrd		Captain: Roland Moss	
J21	Rollins	(H)	W 42 21
F3	Georgia Tech	(A)	L 20 52
	Lynchburg	(A)	L 19 34
	VMI	(A)	W 19 15
	Richmond	(A)	L 25 27
	North Carolina	(A)	L 14 59
	NC State	(A)	L 18 30

1923-24 (5-10)

Coach: J.L. White		Captain: Edgar Jones	
J14	Southern	(H)	W 27 15
J15	Southern	(H)	W 26 22
J19	S. Jacksonville	(H)	W 30 29
J28	Stetson	(H)	W 19 9
J30	Miami YMCA	(H)	L 7 16
	NC State	(A)	L 24 41
	Davidson	(A)	L 22 24
	Georgia	(A)	L 24 45
	Macon YMCA	(A)	L 15 35
	Mercer	(A)	L 19 31
	Albany YMCA	(A)	L 13 66
F18	S. Jacksonville	(A)	L 31 34
	Stetson	(A)	L 21 25

F21	Southern	(A)	W 23 21
F22	Southern	(A)	L 23 29

1924-25 (2-7)

Coach: J.L. White		Captain: Edgar Jones	
J2	Coral Gables	(A)	L 23 37
J3	Coral Gables	(A)	L 16 36
	Seminole Canoe	(H)	W 27 11
F2	Mercer	(A)	L 16 34
	Fort Benning	(A)	L 27 43
	Coral Gables	(H)	L 29 39
F6	Seminole Canoe	(A)	L 26 34
F7	Seminole Canoe	(H)	L 21 34
F24	Southern	(H)	W 32 21

1925-26 (7-7)

Coach: Brady Cowell		Captain: Lamar Sarra	
J9	S. Jacksonville	(A)	L 25 30
J15	Rollins	(A)	W 48 13
J16	Stetson	(A)	W 24 23
J22	Ft. McPherson	(H)	W 34 22
J23	S. Jacksonville	(H)	W 46 22
J30	Seminole Canoe	(H)	W 39 16
F1	Rollins	(H)	W 38 14
F4	Cincinnati YMCA	(H)	L 26 42
F8	Mercer	(A)	L 21 26
F10	Georgia	(A)	L 27 55
F11	South Carolina	(A)	L 22 29
F13	North Carolina	(A)	L 6 42
F16	Havana	(H)	L 16 37
F18	Seminole Canoe	(A)	W 29 28

1926-27 (6-20)

Coach: Brady Cowell		Captain: Red Smith	
D11	Ralph's Cleaners	(A)	W 42 10
D16	Ralph's Cleaners	(H)	W 37 17
D30	Wilmington (OH)	(A)	L 18 46
D31	Goodyear	(A)	L 30 50
J1	Davis-Elkins	(A)	L 23 60
J3	Kentucky	(A)	L 36 44
J4	Ohio	(A)	L 29 38
J5	Cincinnati YMCA	(A)	L 26 60
J6	Denison	(A)	L 17 30
J8	Tennessee	(A)	L 19 22
J9	Georgia	(A)	W 33 32
J15	Auburn	(A)	L 34 51
J16	Ft. Benning	(A)	L 18 51
J17	Alabama	(A)	L 44 49
F8	Cincinnati YMCA	(H)	L 23 41
F9	Auburn	(H)	L 28 40
F9	Paris Is. Marines	(H)	W 41 28
	Masked Marvels	(H)	W 47 18
F14	Mercer	(A)	L 17 40
F15	Oglethorpe	(A)	L 28 41
F16	Clemson	(A)	L 17 33
F17	South Carolina	(A)	L 33 39
F18	South Carolina	(A)	L 20 37
F19	Furman	(A)	L 21 56
F26	Seminole Canoe	(H)	W 33 21
M2	Seminole Canoe	(A)	L 25 30

1927-28 (5-16)

Coach: Brady Cowell		Captain: Ion Walker	
J3	Olsons Swedes	(H)	L 28 53
J6	Georgia	(H)	L 35 37
J7	Georgia	(H)	L 30 40
J13	Auburn	(H)	L 23 39
J14	Auburn	(H)	L 33 43
J17	Southern	(A)	L 24 26
J21	Rollins	(H)	W 48 16
F1	Rollins	(A)	W 30 23
F3	Cincinnati YMCA	(H)	L 26 27
F4	Davis-Elkins	(H)	L 25 57
F6	South Carolina	(A)	W 41 31
F7	South Carolina	(A)	L 40 47

F8	Clemson	(A)	L 29 32
F9	Clemson	(A)	L 25 26
F10	Furman	(A)	L 21 44
F14	Southern	(A)	W 32 22
F15	Miami	(H)	L 39 40
F18	Alabama	(A)	L 31 36
F20	Alabama	(A)	W 29 21
F21	Auburn	(A)	L 28 50
F22	Auburn	(A)	L 29 38

1928-29 (7-13)

Coach: Brady Cowell		Captain: George Perrine	
J4	Georgia	(A)	L 32 48
J5	Georgia	(A)	L 26 45
J7	Georgia Tech	(A)	L 19 36
J8	Georgia Tech	(A)	L 26 33
J11	Clemson	(H)	L 23 36
J12	Clemson	(H)	L 21 31
J16	Southern	(H)	W 28 26
J21	Cincinnati YMCA	(A)	L 35 44
J22	Rollins	(H)	W 41 17
J25	Auburn	(H)	W 44 34
J26	Auburn	(H)	L 32 39
F1	NC State	(H)	L 19 44
F2	NC State	(H)	L 20 39
F11	Alabama	(H)	W 22 21
F12	Alabama	(H)	W 34 23
F15	Alabama	(A)	L 28 58
F16	Alabama	(A)	L 33 47
F17	Auburn	(A)	W 46 29
F18	Auburn	(A)	L 26 51
F19	Albany YMCA	(A)	W 50 45

1929-30 (10-4)

Coach: Brady Cowell		Captain: Dale Van Sickle	
J11	Georgia	(H)	L 34 35 (OT)
J15	Stetson	(A)	W 17 14
J17	Rollins	(A)	W 50 24
J18	Southern	(A)	W 44 31
J21	Cohen Brothers	(A)	W 38 26
J28	Cincinnati YMCA	(H)	L 26 33
J31	Stetson	(H)	W 40 26
F8	Rollins	(H)	W 44 27
F12	Clemson	(A)	L 28 33
F13	Clemson	(A)	L 20 47
F14	South Carolina	(A)	W 30 23
F15	South Carolina	(A)	W 42 17
F20	Cohen Brothers	(H)	W 49 26
F21	Southern	(H)	W 54 30

1930-31 (10-9)

Coach: Brady Cowell		Captain: Dale Waters	
J3	Atwater Kent	(A)	W 38 26
J6	Atwater Kent	(H)	W 34 16
J9	Georgia	(H)	L 29 32
J10	Georgia	(H)	L 29 49
J13	Georgia Tech	(H)	W 39 31
J17	Vanderbilt	(H)	L 25 42
J19	Vanderbilt	(A)	L 35 43
J28	Georgia Tech	(A)	L 23 32
F6	Georgia	(A)	L 23 38
F7	Georgia	(A)	L 32 33
F9	Furman	(A)	L 21 51
F10	South Carolina	(A)	W 43 27
F11	South Carolina	(A)	W 42 30
F16	South Carolina	(H)	W 63 29
F17	South Carolina	(H)	W 39 20
F23	Rollins	(H)	W 44 21
	Southern Conference Tournament, Atlanta, Ga.*		
F27	Georgia Tech*	(N)	W 53 48
F28	Tennessee*	(N)	W 33 29
F29	Kentucky*	(N)	L 35 56

ALL-TIME RESULTS

1931-32 (8-12)

Coach: Brady Cowell **Captain: A.E. Emmelhainz**

J2	Stetson	(A)	L	25	30
J4	Waycross	(H)	W	66	14
J6	Sears	(H)	W	55	20
J9	Georgia Tech	(A)	L	32	41
J15	Alabama	(A)	L	19	32
J16	Alabama	(A)	L	11	26
J18	Vanderbilt	(A)	L	32	36
J19	Vanderbilt	(A)	W	43	33
J22	Auburn	(A)	L	26	43
J23	Auburn	(A)	L	21	28
F3	Rollins	(A)	W	34	10
F5	Clemson	(H)	W	36	25
F6	Clemson	(H)	W	36	33
F12	Georgia	(H)	L	33	38
F13	Georgia	(H)	W	47	27
F18	Georgia	(A)	L	20	36
F19	Georgia	(A)	L	20	39
F20	Georgia Tech	(A)	L	23	38
Southern Conference Tournament*					
F26	Duke*	(N)	L	22	33
F27	Maryland*	(N)	W	39	24

1932-33 (9-5) (SEC 4-4, 4th)

Coach: Brady Cowell **Captain: Brennan Brown**

J7	Stetson	(H)	W	46	38
J11	Georgia	(A)	L	34	37
J12	Georgia	(A)	W	33	32
J13	Clemson	(A)	W	34	28
J14	Clemson	(A)	W	37	33
J20	Georgia	(H)	W	25	22
J21	Georgia	(H)	W	40	39
F3	Stetson	(A)	W	30	18
F10	Vanderbilt	(H)	L	41	42
F11	Vanderbilt	(H)	W	43	27
F16	Albany YMCA	(A)	W	56	40
F17	Auburn	(A)	L	30	32
F18	Auburn	(A)	L	11	16
SEC Tournament, Atlanta, Ga.*					
F25	Kentucky*	(N)	L	24	48

1933-34 (11-7) (SEC 4-2, 4th)

Coach: Ben Clemmons **Captain: George Gunn**

J6	Mercer	(H)	W	38	24
J10	Georgia	(A)	W	46	20
J11	Georgia	(A)	L	24	32
J12	Mercer	(A)	W	45	39
J15	House of David	(H)	W	50	23
F2	Georgia	(H)	W	37	35
F3	Georgia	(H)	W	47	27
F6	Stetson	(A)	L	30	33
F9	Clemson	(A)	W	36	31
F10	Clemson	(A)	L	26	31
F12	South Carolina	(A)	L	31	51
F13	South Carolina	(A)	L	31	36
F16	Auburn	(H)	W	39	21
F17	Auburn	(H)	L	21	23
F19	Stetson	(H)	W	34	19
SEC Tournament, Atlanta, Ga.*					
F24	Kentucky*	(N)	W	38	32
F25	Vanderbilt*	(N)	W	24	23
F26	Alabama*	(N)	L	25	41

1934-35 (8-7) (SEC 4-3, 5th)

Coach: Ben Clemmons **Captain: Welcome Shearer**

D18	Duke	(H)	L	27	55
D19	Duke	(H)	W	40	21
J10	Georgia	(A)	W	29	27
J11	Georgia	(A)	L	30	34
J12	Mercer	(A)	W	39	24
J19	Stetson	(A)	W	40	32
J21	South Carolina	(H)	L	35	37
J22	South Carolina	(H)	L	16	28
F7	Alabama	(A)	L	25	27

F8	Auburn	(A)	W	35	25
F9	Auburn	(A)	L	34	39
F12	Stetson	(H)	L	25	40
F15	Georgia	(H)	W	29	25
F16	Georgia	(H)	W	47	45
F20	Oglethorpe	(H)	W	50	40

1935-36 (4-11) (SEC 2-8, 11th)

Coach: Ben Clemmons **Captain: George Smathers**

J4	Georgia Tech	(N)	W	36	25
J7	Stetson	(H)	W	27	24
J10	Mississippi State	(A)	L	32	51
J11	Mississippi State	(A)	L	22	36
J14	Stetson	(A)	L	23	30
J17	Georgia	(H)	L	28	37
J18	Georgia	(H)	L	32	43
F7	Georgia	(A)	L	32	40
F8	Georgia	(A)	L	22	27
F13	Wake Forest	(A)	L	32	34
F14	Duke	(A)	L	31	42
F15	Wake Forest	(A)	W	32	24
F17	Georgia Tech	(A)	L	22	39
F21	Auburn	(H)	L	16	32
F22	Auburn	(H)	W	20	13

1936-37 (5-13) (SEC 1-9, 12th)

Coach: Josh Cody **Captain: Floyd Christian**

J4	Clemson	(H)	W	52	36
J5	Clemson	(H)	L	30	31
J8	Mississippi State	(H)	L	25	27
J9	Mississippi State	(H)	L	16	33
J13	Georgia Tech	(H)	L	25	35
J15	Georgia	(H)	L	30	31
J16	Georgia	(H)	W	36	18
J19	Stetson	(A)	L	32	34
F2	Tampa	(H)	W	29	14
F4	Georgia St. Teachers	(A)	L	35	39
F5	Georgia	(A)	L	19	36
F6	Georgia	(A)	L	27	28
F8	Mercer	(A)	W	48	32
F12	Auburn	(A)	L	34	35
F13	Auburn	(A)	L	40	51
F15	Georgia Tech	(A)	L	37	43
F18	Stetson	(H)	W	40	33
F20	Tampa	(A)	L	14	29

1937-38 (11-9) (SEC 3-7, 11th)

Coach: Sam McAllister **Captain: Charlie Crejcir**

D16	Duke	(H)	L	25	33
D17	Duke	(H)	L	33	37
J4	Wofford	(H)	W	47	33
J7	Naval Air Station Jax	(H)	W	42	37
J10	Stetson	(H)	W	39	27
J14	Georgia	(H)	L	31	34
J15	Georgia	(H)	W	38	32
J17	Havana	(H)	W	45	25
F2	Albany YMCA	(A)	W	34	27
F4	Georgia	(A)	W	41	35
F5	Georgia	(A)	L	27	28
F8	Tampa	(A)	W	24	21
F11	Tampa	(H)	W	34	18
F14	Vanderbilt	(A)	L	24	59
F15	Sewanee	(A)	L	31	33
F16	Tennessee	(A)	L	28	42
F17	Georgia Tech	(A)	L	40	54
F22	Stetson	(A)	L	32	47
F25	Auburn	(H)	W	43	34
F26	Auburn	(H)	W	51	35

1938-39 (9-6) (SEC 5-4, 7th)

Coach: Sam McAllister **Captain: Game**

D16	NC State	(H)	L	21	54
D17	NC State	(H)	L	30	33
J6	Southern	(H)	W	62	26
J13	Georgia	(H)	W	26	15

J14	Georgia	(H)	L	18	35
J17	Stetson	(A)	W	32	29
F4	Georgia Tech	(H)	W	33	29
F6	Sewanee	(H)	W	33	27
F7	Sewanee	(H)	W	44	37
F9	Southern	(A)	W	38	24
F14	Georgia	(A)	L	32	42
F15	Georgia	(A)	L	18	43
F18	Stetson	(H)	W	28	26
F24	Auburn	(A)	L	38	40
F25	Auburn	(A)	W	31	25

1939-40 (13-9) (SEC 5-4, 5th)

Coach: Sam McAllister **Captains: Henry Chalker, Jack Maynard**

D8	Southern	(H)	W	60	33
D14	Alabama	(H)	L	45	48
D15	Alabama	(H)	L	38	47
D27	Washington College	(A)	L	30	45
D28	Seton Hall	(A)	L	40	43
D29	Scranton	(A)	L	33	39
D30	George Washington	(A)	L	36	49
J6	Southern	(A)	W	77	29
J12	Georgia	(H)	W	45	36
J13	Georgia	(H)	W	36	25
J15	Georgia Tech	(A)	W	45	40
F5	Stetson	(A)	W	42	30
F6	Tampa	(A)	W	53	35
F8	Miami	(H)	W	36	23
F9	Miami	(H)	W	53	26
F12	Georgia	(A)	L	37	46
F13	Georgia	(A)	L	35	54
F16	Tampa	(H)	W	48	30
F19	Stetson	(H)	W	48	21
F23	Tennessee	(H)	W	41	38
F24	Auburn	(A)	W	42	37
SEC Tournament, Knoxville, Tenn.*					
M2	Tennessee*	(N)	L	32	42

1940-41 (15-3) (SEC 6-2, 2nd)

Coach: Sam McAllister **Captain: Frank Yinshannis**

D12	Southern	(A)	W	43	19
D16	Alabama	(A)	W	36	28
D17	Alabama	(A)	L	22	28
D18	Mississippi	(A)	W	35	26
D20	Mississippi State	(A)	W	53	28
J10	Georgia	(A)	W	39	34
J11	Georgia	(A)	W	44	42
J31	Southern	(A)	W	47	31
F1	Stetson	(A)	W	36	32
F3	Union College (Ky.)	(A)	W	46	26
F10	Georgia	(A)	L	40	46
F11	Georgia	(H)	W	46	44
F18	Stetson	(H)	W	51	42
F21	Miami	(A)	W	48	35
F22	Miami	(A)	W	62	50
F24	Rollins	(A)	W	65	35
SEC Tournament, Louisville, Ky.*					
F28	Vanderbilt*	(N)	W	48	41
F29	Tennessee*	(N)	L	26	47

1941-42 (8-9) (SEC 3-8, 9th)

Coach: Sam McAllister **Captain: Steve Elish**

D12	Southern	(H)	W	51	36
D15	Alabama	(H)	L	30	37
D16	Alabama	(H)	L	28	33
J9	Georgia	(H)	L	33	42
J10	Georgia	(H)	W	29	28
F3	Southern	(A)	W	50	22
F5	Miami	(H)	W	47	31
F6	Miami	(H)	W	37	34
F9	Georgia	(A)	L	26	27
F10	Georgia	(A)	L	27	39
F12	Naval Air Station	(A)	W	38	37
F14	Mississippi	(A)	W	46	35
F16	Mississippi State	(A)	W	48	47

ALL-TIME RESULTS

F17	Mississippi State	(A)	L	31	48
F19	Auburn	(H)	L	23	47
F20	Auburn	(H)	L	36	38
SEC Tournament, Louisville, Ky.*					
F26	Kentucky*	(N)	L	36	42

1942-43 (8-7) (SEC 0-6, 12th)

Coach: Spurgeon Cherry		Captain: Doyle Carlton			
D11	Alabama	(A)	L	30	39
D12	Alabama	(A)	L	26	32
D14	Mississippi State	(H)	L	35	43
D15	Mississippi State	(H)	L	29	33
D16	Mississippi	(A)	L	32	35
D17	Mississippi	(A)	L	44	51
J8	O.C.S.	(H)	W	63	12
J12	305th Fighter Squad	(A)	W	70	24
J15	Tampa	(H)	W	55	24
J16	Tampa	(H)	W	61	36
J22	120th Infantry	(A)	W	53	27
F10	Naval Inshore Patrol	(A)	W	52	35
F11	197th Field Artillery	(A)	W	66	28
F13	Ft. Benning Par	(A)	L	31	33
F17	Naval Air Gunnery	(A)	W	74	53

1943-44

No team because of WWII

1944-45 (7-12) (SEC 4-2, 4th)

Coach: Spurgeon Cherry		Captain: Doug Belden			
D13	Cedar Key AAF	(H)	W	77	24
D15	Pinellas AAF	(H)	L	34	40
J4	Lee Field	(H)	L	47	57
J9	Jacksonville NAS	(H)	L	26	46
J11	Camp Blanding	(H)	L	44	46
J13	Georgia	(A)	W	46	28
J27	Jacksonville NAS	(H)	L	26	64
J30	Jacksonville NAS	(H)	L	34	45
J31	Camp Blanding	(A)	W	39	36
F2	Camp Blanding	(A)	L	36	50
F6	Jacksonville NAS	(A)	L	44	67
F8	Waycross Air Base	(A)	W	42	40
F12	Auburn	(A)	W	58	33
F13	Auburn	(A)	L	40	42
F17	Georgia	(A)	W	52	36
F19	Auburn	(H)	L	41	43
F20	Auburn	(H)	W	62	48
F23	Welch Army Hospital	(H)	L	45	50
SEC Tournament, Louisville, Ky.*					
M1	Kentucky*	(N)	L	35	57

1945-46 (7-14) (SEC 2-6, 10th)

Coach: Spurgeon Cherry		Captain: Kenneth Hartsaw			
D14	Maritime Academy	(H)	W	79	38
J3	Jacksonville NAS	(A)	L	38	47
J7	Welch Army Hospital	(H)	L	30	36
J9	Camp Blanding	(A)	L	44	49
J11	Jacksonville NAS	(H)	L	29	41
J14	Camp Blanding	(H)	W	64	40
J24	Orlando AFB	(A)	W	59	34
J25	Welch Army Hospital	(A)	L	40	45
J26	Orlando AFB	(A)	W	60	35
J29	Auburn	(A)	L	36	49
J30	Auburn	(A)	L	40	51
F1	Georgia Tech	(A)	L	53	64
F2	Georgia	(A)	W	67	56
F5	Green Cove	(H)	L	39	65
F8	Auburn	(H)	L	53	60
F9	Auburn	(H)	W	53	34
F11	Jacksonville Cavs	(A)	W	66	41
F12	Green Cove	(A)	L	38	53
F18	Georgia	(H)	L	41	44
F23	Georgia Tech	(H)	L	50	58
SEC Tournament, Louisville, Ky.*					
F28	Kentucky*	(N)	L	32	69

1946-47 (17-9) (SEC 4-4, 6th)

Coach: Sam McAllister		Captain: Game			
D8	Southern	(H)	W	47	24
D9	Spring Hill	(H)	W	49	36
D13	Mississippi State	(A)	L	25	55
D15	Alabama	(A)	L	18	45
D17	Duke	(A)	L	37	44
D19	Banana River NAS	(A)	W	54	44
D20	Miami	(A)	L	33	36
D21	Miami	(A)	L	35	39
J3	Miami	(H)	W	42	28
J4	Miami	(H)	W	61	28
J7	Jacksonville NAS	(A)	W	50	44
J9	Daytona Beach	(A)	W	45	31
J11	Georgia	(H)	W	50	47
J14	Stetson	(A)	W	39	31
J17	Auburn	(H)	W	48	32
J18	Auburn	(H)	W	39	28
J23	Jacksonville NAS	(H)	L	41	43
J25	Tampa	(H)	W	50	30
F7	Auburn	(A)	W	48	42
F8	Auburn	(A)	L	30	36
F11	Banana River NAS	(H)	W	58	37
F14	Georgia	(A)	L	43	59
F19	Stetson	(H)	W	56	38
F21	Southern	(A)	W	63	38
F22	Tampa	(A)	W	49	37
SEC Tournament, Louisville, Ky.*					
M1	Louisiana State*	(N)	L	45	60

1947-48 (15-10) (SEC 5-7, 7th)

Coach: Sam McAllister		Captain: Game			
D3	Tampa	(H)	W	70	43
D8	Mississippi State	(H)	W	53	47
D12	Auburn	(H)	L	41	43
D13	Auburn	(H)	W	47	39
D19	Miami	(H)	L	50	67
D20	Miami	(H)	W	58	55
J5	Louisiana State	(A)	W	38	36
J6	Tulane	(A)	L	35	52
J10	Southern	(A)	W	74	49
J13	Jacksonville NAS	(H)	W	82	51
J17	Tampa	(A)	W	40	30
J20	Stetson	(A)	W	55	31
J23	Georgia	(H)	L	52	55
J24	Georgia	(H)	W	46	38
F6	Auburn	(A)	L	50	53
F7	Auburn	(A)	W	39	37
F10	Southern	(H)	W	87	43
F13	Georgia Tech	(H)	L	42	65
F14	Georgia	(A)	L	44	56
F17	Stetson	(H)	W	48	39
F20	Miami	(A)	W	72	50
F21	Miami	(A)	L	49	52
F25	Jacksonville NAS	(A)	W	77	59
F28	Georgia Tech	(A)	L	55	63
SEC Tournament, Louisville, Ky.*					
M4	Kentucky*	(N)	L	31	87

1948-49 (11-15) (SEC 4-8, 9th)

Coach: Sam McAllister		Captain: Bill Atkinson			
D4	Southern	(A)	W	83	61
D8	Stetson	(H)	W	67	34
D11	Louisiana State	(H)	L	50	52
D14	Tampa	(A)	W	50	45
D17	Tennessee	(H)	L	52	58
D28	Pittsburgh	(A)	L	40	50
D29	Pittsburgh	(A)	L	39	45
J3	Tulane	(H)	L	51	63
J8	Auburn	(H)	W	61	45
J12	Southern	(H)	L	50	51
J14	Miami	(A)	L	65	75
J15	Miami	(A)	L	42	44
J18	Stetson	(A)	W	54	47
J21	Georgia	(H)	L	48	59

F8	Lawrence Tech	(H)	W	64	58
F10	Georgia Tech	(A)	L	49	57
F11	Georgia	(A)	L	39	63
F12	Georgia	(A)	W	55	49
F15	Tampa	(H)	W	68	62
F17	Auburn	(A)	L	43	44
F18	Mississippi State	(A)	W	40	37
F19	Mississippi	(A)	W	63	61
F22	Miami	(H)	W	90	56
F23	Miami	(H)	L	50	60
F26	Georgia Tech	(H)	L	56	66
SEC Tournament, Louisville, Ky.*					
M3	Kentucky*	(N)	L	36	73

1949-50 (9-14) (SEC 4-10, 11th)

Coach: Sam McAllister		Captains: Hans Tanzler, Julian Miller			
D1	Florida Southern	(A)	W	49	37
D3	Mississippi State	(A)	W	63	45
D10	Miami	(A)	W	60	53
D16	Tulane	(A)	L	50	69
D17	Louisiana State	(A)	L	49	73
J7	Alabama	(H)	L	48	51
J9	Mississippi	(H)	L	46	54
J12	Stetson	(H)	W	64	51
J14	Auburn	(A)	L	46	72
J17	Tampa	(A)	L	50	63
J20	Georgia	(H)	W	54	49
J21	Georgia	(H)	L	48	57
F3	Tennessee	(A)	L	56	65
F4	Vanderbilt	(A)	L	34	54
F7	Florida Southern	(H)	L	62	67
F10	Georgia Tech	(A)	L	38	69
F11	Georgia	(A)	L	77	52
F14	Stetson	(A)	L	53	57
F18	Miami	(H)	W	66	46
F20	Auburn	(H)	W	43	41
F22	Tampa	(H)	W	59	52
F25	Georgia Tech	(H)	W	59	41
SEC Tournament, Louisville, Ky.*					
M2	Louisiana State*	(N)	L	57	66

1950-51 (11-12) (SEC 6-8, 8th)

Coach: Sam McAllister		Captain: Ted Jaycox			
D6	Florida Southern	(H)	W	71	51
D9	Louisiana State	(A)	L	59	77
D14	Kentucky	(A)	L	37	85
D16	Tennessee	(A)	L	54	60
D18	Vanderbilt	(A)	L	64	81
J6	Stetson	(A)	W	63	61
J8	Mississippi	(H)	W	69	58
J12	Georgia	(A)	L	48	61
J13	Georgia Tech	(A)	W	56	54
J16	Stetson	(H)	W	70	62
J18	Tampa	(H)	L	49	51
J20	Alabama	(H)	W	59	55
F2	Miami	(A)	W	78	71
F3	Florida Southern	(A)	L	58	69
F6	Tulane	(H)	W	72	64
F10	Georgia	(H)	L	58	75
F13	Miami	(H)	W	71	61
F15	Tampa	(A)	L	56	70
F17	Auburn	(H)	W	82	61
F19	Mississippi State	(H)	W	68	61
F23	Auburn	(A)	L	77	83 (OT)
F24	Alabama	(A)	L	61	79
SEC Tournament, Louisville, Ky.*					
M1	Tulane*	(N)	L	52	62

1951-52 (15-9) (SEC 7-7, 7th)

Coach: John Mauer		Captain: Game			
D5	Wofford	(H)	W	76	52
D8	Stetson	(H)	W	63	56
D15	Florida Southern	(H)	W	79	51
D17	Miami	(H)	W	69	65
D19	Tennessee	(H)	W	58	47

ALL-TIME RESULTS

Gator Bowl Tournament*				
D27	Clemson*	(N)	W	73 62
D28	Georgia*	(N)	W	62 47
D29	Florida State	(A)	W	61 51
J3	Auburn	(H)	W	64 63
J5	Alabama	(H)	W	55 53
J12	Kentucky	(H)	L	52 99
J16	Georgia	(A)	W	74 55
J19	Vanderbilt	(H)	W	86 70
F2	Mississippi	(A)	L	45 56
F4	Alabama	(A)	L	59 67
F6	Mississippi State	(A)	L	58 72
F8	Auburn	(A)	L	52 61
F12	Georgia	(H)	W	74 60
F16	Georgia Tech	(H)	W	81 73
F18	Miami	(A)	L	68 76
F22	Tulane	(A)	L	77 102
F23	Louisiana State	(A)	L	57 65
SEC Tournament, Louisville, Ky.#				
F29	Vanderbilt#	(N)	W	66 63
M1	Louisiana State#	(N)	L	69 77

1952-53 (13-6) (SEC 8-5, 3rd)

Coach: John Mauer	Captains: Roy Roberts, Rick Casares	
D10	Florida Southern	(H) W 74 56
D13	Stetson	(H) W 77 74
D15	Miami	(H) L 73 75
D19	Mississippi State	(A) W 79 75
Gator Bowl Tournament*		
D29	Georgia Tech*	(N) W 68 60
D30	Georgia St. Teachers*	(N) W 73 61
J5	Alabama	(H) W 69 64
J12	Vanderbilt	(A) L 73 85
J16	Tulane	(H) W 87 57
F2	Miami	(H) W 78 56
F4	Auburn	(A) W 66 62
F6	Alabama	(A) W 61 60
F10	Louisiana State	(H) L 56 68
F14	Georgia Tech	(A) W 76 65
F16	Georgia	(A) L 58 61
F21	Auburn	(A) W 71 67
F23	Tennessee	(A) L 73 82
F28	Mississippi	(H) L 61 64
M2	Georgia	(H) W 79 73

1953-54 (7-15) (SEC 3-11, 10th)

Coach: John Mauer	Captain: Game	
D5	Stetson	(H) L 55 74
D9	Wofford	(A) W 100 63
D12	Miami	(A) L 75 85
D18	Tampa	(H) W 89 65
Gator Bowl Tournament*		
D28	Georgia St. Teachers*	(N) L 86 99
D29	Georgia*	(N) L 72 84
D30	Georgia Tech*	(N) W 63 59
J2	Georgia	(H) W 76 64
J9	Tulane	(A) L 64 86
J11	Louisiana State	(A) L 59 91
J15	Miami	(H) W 75 52
J29	Auburn	(H) L 76 83
F1	Alabama	(H) L 71 80
F6	Tennessee	(H) L 58 62
F8	Kentucky	(H) L 55 97
F13	Auburn	(A) L 65 85
F15	Alabama	(A) L 58 85
F20	Mississippi State	(A) L 66 70
F22	Mississippi	(A) L 66 86
F27	Vanderbilt	(H) L 68 76
M1	Georgia Tech	(H) W 77 59
M6	Georgia	(A) W 78 76

1954-55 (12-10) (SEC 5-9, 9th)

Coach: John Mauer	Captain: Sonny Powell	
D4	Wofford	(H) W 76 61
D8	Rollins	(H) W 86 65

D11	Stetson	(H)	W	78 70
D13	Tampa	(H)	W	68 61
D16	Miami	(A)	W	70 61
Gator Bowl Tournament*				
D28	Florida State*	(N)	W	82 79
D29	Spring Hill*	(N)	L	60 66
J7	Georgia	(H)	W	81 68
J8	Tulane	(H)	L	74 85
J10	Louisiana State	(H)	W	78 73
J13	Miami	(H)	W	80 68
J29	Auburn	(A)	L	69 91
J31	Alabama	(A)	W	76 74
F3	Kentucky	(A)	L	63 87
F5	Tennessee	(A)	L	75 102
F12	Auburn	(H)	L	66 70
F14	Alabama	(A)	L	80 89
F19	Mississippi State	(H)	W	77 66
F21	Mississippi	(H)	W	78 72
F26	Vanderbilt	(A)	L	72 100
F28	Georgia Tech	(A)	L	68 88
M4	Georgia	(A)	L	61 69

1955-56 (11-12) (SEC 4-10, 11th)

Coach: John Mauer	Captain: Ted Copeland	
D5	Wofford	(H) W 85 66
D8	Rollins	(H) W 99 60
D12	Tampa	(H) W 110 62
D14	Stetson	(H) W 92 74
D19	Miami	(A) W 74 69
All-American City Tournament*		
D28	Pittsburgh*	(N) W 98 72
D30	Evansville*	(N) L 69 85
D31	Kentucky Wesleyan*	(A) L 62 73
J2	Auburn	(A) L 77 89
J7	Tulane	(A) W 61 54
J9	Louisiana State	(A) L 90 91
J13	Miami	(H) W 87 85
J30	Georgia	(A) L 73 93
F4	Tennessee	(H) W 68 64
F6	Kentucky	(H) L 70 81
F11	Auburn	(A) L 73 77
F13	Alabama	(A) L 74 109
F18	Mississippi State	(A) L 74 84
F20	Mississippi	(A) L 77 90
F25	Vanderbilt	(H) L 75 80
F27	Georgia Tech	(H) W 66 48
M3	Georgia	(H) W 82 69
M5	Alabama	(H) L 75 82

1956-57 (14-10) (SEC 6-8, 8th)

Coach: John Mauer	Captain: Bob Emrick	
D5	Tampa	(H) W 94 63
D8	Stetson	(H) W 84 69
D10	Florida State	(H) W 67 65
D15	Miami	(A) W 89 65
Carrousel Tournament*		
D17	Muhlenberg*	(N) W 97 90
D18	Wake Forest*	(N) L 53 55
D19	St. Joseph's*	(N) W 86 72
Gator Bowl Tournament#		
D27	South Carolina#	(N) L 71 77
D28	Clemson#	(N) W 105 71
D31	Georgia	(H) L 62 69
J5	Tulane	(H) W 70 62
J7	Louisiana State	(H) W 74 50
J10	Miami	(H) W 98 63
J26	Alabama	(A) W 93 71
J28	Auburn	(A) L 61 76
F2	Kentucky	(A) L 61 88
F4	Tennessee	(A) L 79 97
F9	Auburn	(H) L 70 73
F11	Alabama	(H) L 65 66
F16	Mississippi State	(H) W 89 80
F18	Mississippi	(H) W 92 81
F23	Vanderbilt	(A) L 59 76

F25	Georgia Tech	(A)	L	57 64
M2	Georgia	(A)	W	85 65

1957-58 (12-9) (SEC 7-8, 9th)

Coach: John Mauer	Captain: Joe Hobbs	
D4	Stetson	(H) W 79 65
D7	Georgia	(A) L 60 66
D11	Florida State	(A) W 71 70
D16	Rollins	(H) W 87 63
D21	Miami	(A) W 73 64
Gator Bowl Tournament*		
D30	Clemson*	(N) W 76 64
D31	Georgia*	(N) W 76 65
J4	Tulane	(A) L 75 84
J6	Louisiana State	(A) W 81 57
J11	Auburn	(H) W 90 66
J13	Alabama	(H) W 66 62
J16	Miami	(H) W 75 70
J31	Kentucky	(H) L 56 78
F3	Tennessee	(H) L 91 100
F8	Auburn	(A) L 69 76
F10	Alabama	(A) L 55 62
F15	Mississippi State	(A) L 78 90
F17	Mississippi	(A) L 65 67
F22	Vanderbilt	(H) W 73 53
F24	Georgia Tech	(H) L 61 62
M1	Georgia	(H) W 90 73

1958-59 (8-15) (SEC 2-12, 11th)

Coach: John Mauer	Captains: Charlie Pike, Dick Hoban	
D1	Erskine	(H) W 107 61
D3	Georgia	(H) L 63 66
D8	Stetson	(H) W 73 62
D10	Rollins	(H) W 84 54
D13	Florida State	(A) L 60 82
D17	Miami	(A) L 82 92
D20	Florida Southern	(H) W 78 63
Gator Bowl Tournament*		
D29	Mississippi*	(N) L 47 71
D30	Georgia*	(N) W 58 55
J3	Tulane	(H) L 62 68
J5	Louisiana State	(H) W 69 63
J10	Auburn	(H) L 54 63
J12	Alabama	(H) L 77 82
J15	Miami	(H) W 85 70
J31	Kentucky	(A) L 51 94
F2	Tennessee	(A) L 70 100
F7	Alabama	(A) L 59 67
F9	Auburn	(A) L 71 93
F14	Mississippi State	(H) L 68 105
F16	Mississippi	(H) W 102 97
F21	Vanderbilt	(A) L 66 77
F23	Georgia Tech	(A) L 72 76
F28	Georgia	(A) L 67 85

1959-60 (6-16) (SEC 3-11, 11th)

Coach: John Mauer	Captain: Bob Sherwood	
D2	Tampa	(H) W 79 63
D5	Florida State	(H) W 81 71
D7	Florida Southern	(H) W 88 70
D12	Georgia	(A) L 61 75
D15	Stetson	(H) L 74 79
D19	Miami	(A) L 77 79
Hurricane Classic*		
D28	Xavier*	(N) L 74 86
D29	Brigham Young*	(N) L 65 74
J2	Louisiana State	(A) W 73 63
J4	Tulane	(A) L 55 71
J9	Auburn	(H) L 69 73
J11	Alabama	(H) W 89 76
J14	Miami	(H) L 65 70 (OT)
J29	Kentucky	(H) L 62 75
F1	Tennessee	(H) L 68 84
F6	Alabama	(A) L 56 67
F8	Auburn	(A) L 51 89

ALL-TIME RESULTS

F13	Mississippi	(A)	L	81	90
F15	Mississippi State	(A)	L	75	81
F20	Vanderbilt	(H)	W	81	75 (OT)
F22	Georgia Tech	(H)	L	55	69 (OT)
F27	Georgia	(H)	L	73	75

1960-61 (15-11) (SEC 9-5, 4th)

Coach: Norm Sloan		Captain: Bob Shiver			
D2	Wake Forest	(A)	L	79	85
D5	Rice	(A)	L	63	68
D6	Southern Methodist	(A)	L	64	74
D10	Texas Tech	(H)	W	79	76
D14	Florida State	(A)	W	74	67
D17	Miami	(A)	L	74	93
D21	Duke	(A)	L	64	83
Gator Bowl Tournament*					
D28	Jacksonville*	(N)	W	82	68
D29	Navy*	(N)	L	62	69 (OT)
D30	Georgia*	(N)	W	73	58
J7	Louisiana State	(H)	W	79	75
J9	Tulane	(H)	W	83	79
J11	Miami	(H)	W	81	73
J13	Auburn	(A)	W	58	53
J28	Georgia	(A)	W	90	68
J30	Alabama	(H)	W	52	50
F4	Kentucky	(A)	L	68	89
F6	Tennessee	(A)	L	68	83
F11	Alabama	(A)	L	56	64
F13	Auburn	(A)	W	78	60
F18	Mississippi State	(H)	W	59	57
F20	Mississippi	(H)	W	81	77 (OT)
F22	Florida State	(H)	W	75	74
F25	Vanderbilt	(A)	L	60	77
F27	Georgia Tech	(A)	L	50	52
M4	Georgia	(A)	W	78	74

1961-62 (12-11) (SEC 8-6, 4th)

Coach: Norm Sloan		Captain: Lou Merchant			
D1	Duke	(A)	L	58	80
D4	Rice	(H)	W	70	67
D7	Florida State	(H)	L	71	85
D12	Wake Forest	(H)	W	71	65
D16	Miami	(A)	L	61	66
D19	Georgia	(A)	L	72	78 (OT)
Gator Bowl Tournament*					
D28	Navy*	(N)	W	68	63
D29	Virginia Tech*	(N)	L	69	78
J6	Louisiana State	(A)	L	57	74
J8	Tulane	(A)	L	47	59
J11	Miami	(H)	W	74	62
J13	Auburn	(H)	W	43	40
J15	Alabama	(H)	W	74	53
F2	Kentucky	(H)	L	69	81
F5	Tennessee	(H)	W	92	83
F10	Alabama	(A)	W	69	62
F12	Auburn	(A)	L	60	64
F17	Mississippi State	(A)	L	45	67
F19	Mississippi	(A)	W	63	62
F21	Florida State	(A)	L	56	79
F24	Vanderbilt	(H)	W	78	68
F26	Georgia Tech	(H)	W	82	75 (OT)
M3	Georgia	(H)	W	105	78

1962-63 (12-14) (SEC 5-9, 9th)

Coach: Norm Sloan		Captain: Buddy Bales			
N30	Miami	(A)	L	87	91 (OT)
D3	Jacksonville	(H)	W	82	81 (2OT)
D6	Florida State	(A)	W	80	59
D8	Texas Tech	(A)	W	71	69 (OT)
D10	Tulsa	(A)	L	79	85
D15	Wake Forest	(H)	W	73	67
Gator Bowl Tournament*					
D27	Rice*	(N)	W	66	57
D28	Georgia Tech*	(N)	L	61	63
J5	Louisiana State	(H)	L	63	72

J7	Tulane	(H)	W	109	74
J10	Miami	(H)	L	77	86
J12	Auburn	(H)	L	56	81
J14	Alabama	(H)	W	69	67 (OT)
J19	Georgia	(H)	W	90	58
J23	Florida State	(H)	W	90	86
J28	The Citadel	(H)	W	83	75
J30	West Virginia	(A)	L	67	114
F2	Kentucky	(A)	L	71	94
F4	Tennessee	(A)	W	84	73
F9	Alabama	(A)	L	74	75
F11	Auburn	(A)	L	59	88
F16	Mississippi State	(H)	W	73	52
F18	Mississippi	(H)	L	63	72
F23	Vanderbilt	(A)	L	74	78
F25	Georgia Tech	(A)	L	69	89
M2	Georgia	(A)	L	77	79

1963-64 (12-10) (SEC 6-8, 9th)

Coach: Norm Sloan		Captains: Tom Barbee, Mont Highley			
D3	Florida State	(A)	W	78	55
D7	Miami	(A)	L	79	95
D11	Tampa	(H)	W	108	75
D21	Tulsa	(H)	L	82	86
Gator Bowl Tournament*					
D26	Manhattan*	(N)	W	100	75
D27	Air Force*	(N)	W	74	68
J4	Tulane	(A)	W	86	79
J6	Louisiana State	(A)	L	65	87
J9	Miami	(H)	W	114	91
J11	Auburn	(H)	W	63	46
J18	Georgia	(H)	L	57	59
J22	Florida State	(H)	W	52	50
J27	Alabama	(H)	W	86	60
F1	Kentucky	(H)	L	72	77
F3	Tennessee	(H)	L	58	59
F8	Alabama	(A)	W	97	71
F10	Auburn	(A)	L	58	79
F15	Mississippi State	(A)	L	61	68
F17	Mississippi	(A)	L	91	98
F22	Vanderbilt	(H)	L	79	91
F24	Georgia Tech	(H)	W	92	73
F29	Georgia	(A)	W	69	64

1964-65 (18-7) (SEC 11-5, 4th)

Coach: Norm Sloan		Captain: Brooks Henderson			
D2	VMI	(H)	W	68	59
D5	Stetson	(H)	W	90	57
D9	Florida State	(A)	L	50	51
D19	Miami	(A)	L	58	67
D21	North Carolina	(H)	W	73	54
Gator Bowl Tournament*					
D29	Wake Forest*	(N)	W	82	65
D30	Texas*	(N)	W	62	49
J2	Tulane	(H)	W	85	63
J4	Louisiana State	(H)	W	102	62
J9	Auburn	(A)	L	63	74
J14	Mississippi State	(A)	W	74	59
J16	Mississippi	(A)	W	60	39
J21	Miami	(H)	W	86	69
J23	Kentucky	(H)	W	84	68
J25	Alabama	(A)	W	67	51
J30	Kentucky	(A)	L	61	78
F1	Tennessee	(A)	L	43	75
F8	Auburn	(H)	L	79	83
F13	Mississippi State	(H)	W	68	51
F15	Mississippi	(H)	W	85	53
F20	Vanderbilt	(A)	L	78	80
F23	Florida State	(H)	W	77	65
F27	Georgia	(A)	W	83	74
M1	Tennessee	(H)	W	58	56
M5	Georgia	(H)	W	90	66

1965-66 (16-10) (SEC 9-7, 5th)

Coach: Norm Sloan		Captains: Paul Morton, Bob Hoffmann			
D1	Jacksonville	(H)	W	80	59
D4	Miami	(A)	W	77	66
D8	Florida State	(H)	W	75	62
D18	North Carolina	(A)	L	59	66
D21	Washington	(A)	W	66	60
D22	Washington	(A)	L	69	78
Gator Bowl Tournament*					
D29	DePaul*	(N)	W	72	64
D30	Penn State*	(N)	L	52	54
J3	Alabama	(H)	W	56	53
J8	Kentucky	(H)	L	64	78
J12	Miami	(H)	W	111	66
J15	Mississippi	(H)	W	79	49
J18	Florida State	(A)	W	74	65
J22	Georgia	(A)	W	65	52
J24	Auburn	(A)	W	68	64
J29	Mississippi	(A)	W	96	61
J31	Mississippi State	(A)	L	68	76
F5	Tennessee	(A)	L	47	76
F7	Kentucky	(A)	L	75	85
F9	Auburn	(H)	L	66	86
F14	Mississippi State	(H)	W	78	74
F19	Vanderbilt	(H)	L	86	89
F21	Tennessee	(H)	W	67	63
F26	Tulane	(A)	W	76	59
F28	Louisiana State	(A)	L	73	86
M4	Georgia	(H)	W	59	49

1966-67 (21-4) (SEC 14-4, 2nd)

Coach: Tommy Bartlett		Captain: Skip Highley			
D1	Jacksonville	(A)	W	93	59
D3	Miami	(A)	W	113	88
D7	Florida State	(H)	W	50	30
D17	Kentucky	(A)	W	78	75
D19	Vanderbilt	(A)	L	69	77
Gator Bowl Tournament*					
D28	Georgia*	(N)	W	78	64
D29	Virginia Tech*	(N)	W	92	73
D31	Mississippi	(H)	W	79	63
J2	Mississippi State	(H)	W	63	54
J7	Louisiana State	(A)	W	87	70
J9	Mississippi	(A)	W	78	63
J14	Kentucky	(H)	W	89	72
J16	Tennessee	(H)	L	53	66
J21	Tennessee	(A)	L	42	56
J23	Georgia	(A)	W	63	61
J28	Alabama	(A)	W	86	74
J30	Auburn	(A)	L	61	87
F4	Vanderbilt	(H)	W	83	75
F6	Alabama	(H)	W	82	50
F8	Miami	(H)	W	73	57
F11	Louisiana State	(H)	W	95	71
F18	Auburn	(H)	W	70	59
F22	Florida State	(A)	W	90	75
F25	Mississippi State	(A)	W	59	54
M4	Georgia	(H)	W	96	63

1967-68 (15-10) (SEC 11-7, 5th)

Coach: Tommy Bartlett		Captain: David Miller			
D1	Jacksonville	(H)	W	109	73
D4	Kentucky	(A)	L	76	99
D7	Florida State	(A)	W	95	87
D9	West Virginia	(A)	W	82	72
D18	Vanderbilt	(H)	W	74	72
D20	Wisconsin	(A)	L	81	86
Gator Bowl Tournament*					
D27	St. Joseph's*	(N)	L	69	89
D28	Mississippi State*	(N)	L	65	66
J1	Mississippi State	(A)	L	55	56
J3	Mississippi	(A)	W	70	68
J6	Louisiana State	(H)	W	97	90
J8	Mississippi	(H)	W	94	75
J13	Kentucky	(H)	W	96	78

ALL-TIME RESULTS

J15	Tennessee	(A)	L	52	67
J20	Tennessee	(H)	W	59	46
J22	Georgia	(H)	W	90	63
J27	Alabama	(H)	W	88	75
J29	Auburn	(H)	W	65	60
F3	Vanderbilt	(A)	W	91	85
F5	Alabama	(A)	W	64	59
F10	Louisiana State	(A)	L	92	93
F17	Auburn	(A)	L	65	73
F21	Florida State	(H)	W	89	62
F24	Mississippi State	(H)	L	67	71
M2	Georgia	(A)	L	83	97

1968-69 (18-9) (SEC 12-6, 3rd)

Coach: Tommy Bartlett		Captain: Neal Walk			
D6	Jacksonville	(A)	L	64	67
D7	Miami	(A)	W	111	62
D16	Alabama	(A)	W	56	45
D18	Louisiana State	(A)	L	89	93 (OT)
D21	Wisconsin	(H)	W	71	66
Gator Bowl Tournament*					
D26	Northwestern*	(N)	L	72	76
D27	Georgia*	(N)	W	82	77
D31	Bucknell	(H)	W	74	70
J4	Auburn	(H)	W	68	59
J6	Vanderbilt	(H)	L	55	62
J11	Kentucky	(A)	L	67	88
J13	Tennessee	(A)	L	63	64
J18	Furman	(H)	W	110	65
J25	Mississippi State	(H)	W	70	64
J27	Mississippi	(H)	W	88	66
F1	Georgia	(A)	W	73	69
F8	Auburn	(A)	L	80	81 (OT)
F10	Vanderbilt	(A)	W	75	73
F12	Louisiana State	(H)	W	95	79
F15	Kentucky	(H)	W	82	81
F17	Tennessee	(H)	W	65	63
F22	Mississippi State	(A)	W	96	79
F24	Mississippi	(A)	L	77	79
M1	Georgia	(H)	W	96	78
M3	West Virginia	(A)	W	75	57
M8	Alabama	(A)	W	73	60
NIT, New York City#					
M13	Temple#	(N)	L	66	82

1969-70 (9-17) (SEC 6-12, 8th)

Coach: Tommy Bartlett		Captain: Andy Owens			
Sunshine Classic*					
D1	Morehead State*	(N)	L	73	82
D2	East Tennessee*	(N)	W	68	49
D6	Northwestern	(A)	L	79	83
D20	Louisville	(H)	L	87	94
D23	Harvard	(H)	W	95	75
Gator Bowl Tournament#					
D29	Virginia Tech#	(N)	W	48	45
D30	Florida State#	(N)	L	63	88
J3	Auburn	(A)	L	75	91
J5	Vanderbilt	(A)	L	79	90
J7	Alabama	(H)	W	79	70
J10	Kentucky	(H)	L	69	88
J12	Tennessee**	(H)	W	57	56 (OT)
J17	West Virginia	(A)	L	87	88 (OT)
J24	Mississippi State	(A)	L	77	79
J26	Mississippi	(A)	L	77	79
J31	Georgia	(H)	L	64	68
F4	Louisiana State	(H)	L	75	97
F7	Auburn	(H)	W	70	68
F9	Vanderbilt	(A)	W	81	79 (OT)
F11	Louisiana State	(A)	L	85	94
F14	Kentucky	(A)	L	66	110
F16	Tennessee	(A)	L	61	72
F21	Mississippi State	(H)	W	87	70
F23	Mississippi	(H)	W	63	62

F28	Georgia	(A)	L	69	85
M7	Alabama	(A)	L	79	89
**500th win					

1970-71 (11-15) (SEC 8-10, 7th)

Coach: Tommy Bartlett		Captain: Earl Findley			
D1	Samford	(H)	W	79	74
D5	Louisville	(A)	L	87	105
D7	Houston	(H)	L	60	61
D18	Louisiana State	(A)	L	77	87
D21	Northwestern	(H)	W	88	73
D23	Fordham	(H)	L	65	72
Gator Bowl Tournament*					
D28	Georgia Tech*	(N)	L	58	69
D29	Bradley*	(N)	L	65	70
J2	Auburn	(H)	W	66	60
J4	Vanderbilt	(H)	W	84	82 (OT)
J6	Alabama	(A)	L	63	70
J9	Kentucky	(A)	L	75	101
J11	Tennessee	(A)	L	75	85
J14	Mississippi State	(H)	L	58	72
J25	Mississippi	(H)	W	106	86
J30	Georgia	(A)	W	88	79
F6	Auburn	(A)	L	70	85
F8	Vanderbilt	(A)	L	81	92
F10	Louisiana State	(H)	L	74	86
F13	Kentucky	(H)	W	74	65
F15	Tennessee	(H)	W	56	55
F20	Mississippi State	(A)	L	65	70
F22	Mississippi	(A)	W	85	68
F27	Georgia	(H)	L	61	62
M1	West Virginia	(H)	W	72	71
M6	Alabama	(H)	W	79	66

1971-72 (10-15) (SEC 4-14, 10th)

Coach: Tommy Bartlett		Captain: Jerry Hoover			
D1	Louisville	(H)	W	70	69
D4	South Florida	(H)	W	116	87
D14	South Florida	(A)	W	98	77
D18	Army (MSG)	(N)	W	80	71
D22	Louisiana State	(H)	W	92	81
Gator Bowl Tournament*					
D28	Columbia*	(N)	W	87	47
D29	Illinois*	(N)	L	75	76
J3	Alabama	(H)	W	79	77
J8	Auburn	(A)	L	74	79
J10	Vanderbilt	(A)	L	87	104
J15	Kentucky	(H)	W	72	70
J17	Tennessee	(H)	L	50	61
J24	Louisiana State	(A)	L	73	84
J29	Mississippi State	(A)	L	68	69
J31	Mississippi	(A)	L	72	86
F5	Georgia	(H)	L	63	74
F12	Auburn	(H)	L	100	103
F14	Vanderbilt	(H)	L	74	90
F19	Kentucky	(A)	L	68	95
F21	Tennessee	(A)	L	52	55
F26	Mississippi State	(H)	W	88	80
F28	Mississippi	(H)	L	74	87
F29	Chicago State	(H)	W	120	69
M4	Georgia	(A)	L	72	75
M11	Alabama	(A)	L	82	86

1972-73 (11-15) (SEC 7-11, 7th)

Coach: Tommy Bartlett		Captain: Tony Miller			
D1	Valdosta State	(H)	W	100	76
D9	Fordham	(A)	L	69	78
D16	Georgia Tech	(H)	W	78	69
D20	Louisville	(A)	L	57	69
D22	Louisiana State	(A)	L	54	67
Gator Bowl Tournament*					
D26	Rutgers*	(N)	L	79	81 (OT)
D27	Miami (Ohio)	(N)	L	72	88
J3	Alabama	(A)	L	56	69
J6	Auburn	(H)	W	65	55

J8	Vanderbilt	(H)	W	80	72
J13	Kentucky	(A)	L	65	95
J15	Tennessee	(A)	L	56	75
J20	Virginia Tech	(H)	W	92	75
J22	Louisiana State	(H)	W	73	70
J24	Alabama	(H)	L	74	82
J27	Mississippi State	(H)	W	66	64
J29	Mississippi	(H)	W	65	59
F3	Georgia	(A)	L	78	81
F5	Georgia Tech	(A)	W	87	85 (OT)
F10	Auburn	(A)	W	76	75 (OT)
F12	Vanderbilt	(A)	L	71	78
F17	Kentucky	(H)	L	83	94
F19	Tennessee	(H)	L	83	87
F24	Mississippi State	(A)	L	75	81
F26	Mississippi	(A)	L	80	97
M3	Georgia	(A)	W	77	72

1973-74 (15-11) (SEC 9-9, 5th)

Coach: John Lotz		Captains: Tim Fletcher, Mark Thompson, Steve Williams			
D1	South Florida	(H)	W	81	69
D3	Sewanee	(H)	W	98	59
D8	Houston	(A)	L	73	97
D17	Central Missouri St.	(H)	W	109	72
D22	Virginia Tech	(A)	L	74	85
Gator Bowl Tournament*					
D26	Jacksonville*	(A)	W	64	62
D27	Duke*	(N)	W	77	60
J2	Georgia Tech	(A)	W	70	68
J5	Mississippi State	(A)	L	70	91
J7	Louisiana State	(H)	W	72	68
J12	Georgia	(H)	L	71	75
J14	Auburn	(A)	W	92	81
J19	Tennessee	(H)	L	72	75
J21	Mississippi	(H)	L	73	83
J26	Kentucky	(H)	L	82	91
J28	Alabama	(A)	L	79	98
F2	Vanderbilt	(A)	L	52	58
F4	Mississippi State	(H)	W	78	75
F9	Louisiana State	(A)	L	81	102
F11	Georgia	(A)	W	87	74
F16	Auburn	(A)	W	85	77
F18	Tennessee	(A)	L	57	85
F23	Mississippi	(H)	W	77	61
F25	Kentucky	(A)	W	75	65
M2	Alabama	(H)	W	64	61
M9	Vanderbilt	(H)	W	80	77

1974-75 (12-16) (SEC 8-10, 6th)

Coach: John Lotz		Captain: Chip Williams			
D2	Virginia Tech	(H)	L	85	86
D7	UNC Charlotte	(H)	W	89	78
D9	NW Missouri State	(H)	W	114	51
D17	Furman	(A)	L	65	86
D21	Texas Christian	(A)	W	73	61
D23	Stanford	(A)	L	70	80
Rainbow Classic*					
D27	Indiana*	(N)	L	84	98
D28	Pennsylvania*	(N)	L	88	100
D30	San Jose State*	(N)	L	80	83
J2	Georgia Tech	(H)	W	90	69
J4	Mississippi State	(H)	W	94	82
J6	Louisiana State	(A)	L	91	92
J11	Georgia	(A)	W	83	69
J13	Auburn	(H)	L	68	84
J18	Tennessee	(A)	L	56	59
J20	Mississippi	(H)	W	85	80
J25	Kentucky	(A)	L	65	87
J27	Alabama	(H)	L	67	73
F1	Vanderbilt	(H)	W	101	90 (OT)
F3	Mississippi State	(A)	W	107	104 (2OT)
F8	Louisiana State	(H)	W	92	76
F10	Georgia	(H)	W	66	65
F15	Auburn	(A)	L	75	76
F17	Tennessee	(H)	L	84	85

ALL-TIME RESULTS

F22	Mississippi	(A)	L	92	101
F24	Kentucky	(H)	W	66	58
M1	Alabama	(A)	L	75	100
M8	Vanderbilt	(A)	L	83	102

1975-76 (12-14) (SEC 7-11, 6th)

Coach: John Lotz **Captains: Gene Shy, Mike Lederman**

N29	Furman	(H)	W	87	69
D2	East Tennessee	(H)	W	74	61
D6	UNC Charlotte	(A)	L	64	73
D13	Virginia Tech	(A)	L	60	90
D16	Missouri Western	(H)	W	99	70

Gator Bowl Tournament*

D26	Jacksonville*	(A)	W	65	64
D27	Wake Forest*	(N)	L	75	78 (OT)
D30	Roosevelt	(H)	W	121	54
J3	Mississippi	(A)	W	70	58
J5	Louisiana State	(A)	L	79	85
J10	Mississippi State	(H)	W	90	78
J12	Alabama	(H)	W	71	70
J17	Tennessee	(A)	L	84	93
J19	Georgia	(A)	L	79	87
J24	Kentucky	(H)	L	82	89
J26	Vanderbilt	(H)	L	81	85 (OT)
J31	Auburn	(H)	L	86	92
F7	Mississippi State	(A)	W	78	71 (OT)
F9	Alabama	(A)	L	73	79
F14	Tennessee	(H)	W	72	69
F16	Georgia	(H)	W	98	84
F21	Kentucky	(A)	L	89	96
F23	Vanderbilt	(A)	L	67	71
F28	Auburn	(A)	L	80	89
M6	Mississippi	(H)	L	83	94
M8	Louisiana State	(H)	W	94	81

1976-77 (17-9) (SEC 10-8, 4th)

Coach: John Lotz **Captains: Bob Smyth, Len Sanders, Don Bostic**

N27	Mercer	(H)	W	105	63
D4	East Tennessee	(A)	W	62	59
D8	Marquette	(H)	L	61	64

Big Sun Tournament*

D17	South Florida*	(N)	W	70	53
D18	Memphis State*	(N)	W	84	83
D20	Illinois Wesleyan	(H)	W	78	68

Gator Bowl Tournament#

D29	Jacksonville#	(A)	W	99	87
D30	Holy Cross#	(N)	W	101	85
J3	Mississippi State	(H)	W	97	75
J5	Alabama	(H)	L	71	83
J8	Georgia	(A)	W	101	76
J10	Tennessee	(A)	L	82	92
J15	Vanderbilt	(H)	W	83	72
J17	Kentucky	(H)	L	71	73
J22	Auburn	(A)	W	77	73
J29	Mississippi	(A)	L	83	90
J31	Louisiana State	(A)	W	83	68
F5	Georgia	(A)	W	84	71
F7	Tennessee	(H)	W	80	76
F12	Vanderbilt	(A)	L	72	85
F14	Kentucky	(A)	L	78	104
F19	Auburn	(H)	W	79	68
F26	Mississippi	(H)	W	84	78
F28	Louisiana State	(H)	L	74	79
M5	Mississippi State	(A)	W	79	72
M7	Alabama	(A)	L	70	83

1977-78 (15-12) (SEC 8-10, 6th)

Coach: John Lotz **Captains: Richard Glasper, Al Bonner, Larry Brewster**

D2	Manhattan	(N)	W	93	81
D3	Brown	(N)	W	92	76
D7	Mercer	(A)	W	96	74
D10	Marquette	(A)	L	67	81
D13	Hofstra	(H)	W	97	95

D22	George Washington*	(N)	W	70	63
D23	Vermont*	(A)	W	93	67

Gator Bowl Tournament#

D27	St. Bonaventure#	(N)	W	88	75
D28	Indiana#	(N)	L	60	73
J2	Tennessee	(A)	W	92	79
J4	Georgia	(A)	L	54	57
J7	Kentucky	(H)	L	67	86
J9	Vanderbilt	(H)	W	67	65
J14	Auburn	(H)	L	72	81
J21	Louisiana State	(A)	W	74	70
J23	Mississippi	(A)	W	61	56
J28	Mississippi State	(H)	L	74	78
J30	Alabama	(A)	W	84	73
F4	Kentucky	(A)	L	61	88
F6	Vanderbilt	(A)	L	57	59 (20T)
F11	Auburn	(A)	L	84	92
F18	Louisiana State	(H)	W	73	72
F20	Mississippi	(H)	W	80	63
F25	Mississippi State	(A)	L	51	70
F27	Alabama	(A)	L	70	81
M4	Tennessee	(H)	L	90	91 (30T)
M6	Georgia	(H)	W	86	68

1978-79 (8-19) (SEC 3-15, 10th)

Coach: John Lotz **Captains: Malcolm Cesare, Ric Clarson**

N30	Ohio	(H)	W	96	61
D2	UNC Wilmington	(A)	W	66	51
D9	Florida State	(H)	L	61	68

Industrial National Classic*

D15	Fairfield*	(N)	W	109	99 (30T)
D16	Providence*	(A)	W	79	61
D19	Hofstra	(A)	L	67	68

Gator Bowl Tournament#

D26	Massachusetts#	(N)	W	89	65
D27	Jacksonville#	(A)	L	59	60
J3	Kentucky	(H)	W	76	65
J6	Auburn	(A)	L	86	91
J11	Tennessee	(A)	L	73	116
J13	Louisiana State	(A)	L	72	80
J15	Mississippi	(A)	L	45	58
J20	Mississippi State	(H)	W	77	75
J22	Alabama	(H)	L	66	77
J24	Vanderbilt	(H)	L	56	57
J27	Kentucky	(A)	L	81	87
J29	Vanderbilt	(A)	W	90	87 (OT)
F3	Auburn	(H)	L	92	93 (OT)
F7	Georgia	(A)	L	64	76
F10	Louisiana State	(H)	L	82	88
F12	Mississippi	(H)	L	65	67
F17	Mississippi State	(A)	L	64	80
F19	Alabama	(A)	L	76	90
F22	Tennessee	(H)	L	73	87
F24	Georgia	(H)	L	62	63 (OT)

SEC Tournament, Birmingham, Ala.*

F28	Alabama*	(N)	L	64	81
-----	----------	-----	---	----	----

1979-80 (7-21) (SEC 2-16, 10th)

Coaches: John Lotz, Ed Visscher **Captain: Game**

D1	Louisiana State	(A)	L	81	112
D4	Biscayne	(H)	W	93	88
D8	Florida State	(N)	L	70	87
D15	Mississippi State	(A)	L	72	90
D18	Mercer	(H)	L	67	69
D20	Florida Southern	(A)	L	75	98

Gator Bowl Tournament*

D26	Iowa State*	(N)	W	63	59
D27	Jacksonville*	(A)	L	55	61
D29	Illinois Wesleyan	(H)	W	93	74
J2	Georgia	(H)	W	57	52
J5	Auburn	(A)	L	62	82
J9	Tennessee	(H)	L	58	69
J12	Mississippi	(A)	L	65	85
J17	Kentucky	(H)	L	63	76

J19	Alabama	(A)	L	62	80
J21	Vanderbilt	(A)	L	85	105
J26	Louisiana State	(A)	L	58	66
J30	Georgia	(A)	L	48	76
F2	Auburn	(H)	W	70	60
F6	Tennessee	(A)	L	76	100
F9	Mississippi	(H)	L	54	57
F13	Kentucky	(A)	L	70	95
F16	Alabama	(H)	L	73	84
F18	Jacksonville	(H)	W	60	55
F20	Vanderbilt	(H)	L	71	74
F23	Mississippi State	(A)	L	73	90

SEC Tournament, Birmingham, Ala.#

F27	Vanderbilt#	(N)	W	72	71
F28	Louisiana State#	(N)	L	82	95

1980-81 (12-16) (SEC 5-13, 8th)

Coach: Norm Sloan **Captains: Ken McCraney, Mark Giombetti**

N29	Biscayne	(N)	W	90	71
D6	Mississippi State	(A)	L	68	89
D13	Florida State	(A)	W	81	74 (20T)
D18	Florida Southern	(N)	W	72	62
D20	Missouri Western	(N)	W	98	82

Gator Bowl Tournament*

D26	Jacksonville*	(A)	W	65	59
D27	Purdue*	(N)	L	87	95
D30	East Tennessee	(H)	W	72	54
J3	Louisiana State	(H)	L	66	92
J7	Georgia	(A)	L	74	90
J10	Auburn	(H)	W	63	59
J14	Tennessee	(A)	L	64	78
J17	Mississippi	(H)	W	74	71
J21	Kentucky	(A)	L	48	102
J24	Alabama	(H)	W	97	91
J26	Florida State	(H)	L	71	82
J28	Vanderbilt	(H)	L	70	72
J31	Louisiana State	(A)	L	75	92
F4	Georgia	(H)	L	64	87
F7	Auburn	(A)	W	55	50
F11	Tennessee	(H)	L	52	53
F14	Mississippi	(A)	L	52	66
F18	Kentucky	(H)	L	56	69
F21	Alabama	(A)	L	44	57
F25	Vanderbilt	(A)	L	64	73
F28	Mississippi State	(H)	W	81	71

SEC Tournament, Birmingham, Ala.#

M4	Auburn#	(N)	W	50	48
M5	Louisiana State#	(N)	L	73	85

1981-82 (5-22) (SEC 2-16, 10th)

Coach: Norm Sloan **Captain: Game**

N28	Biscayne	(H)	W	91	80
N29	Mississippi State	(H)	W	70	62

Florida Four Tournament*

D4	South Florida*	(N)	L	56	58
D5	Jacksonville*	(N)	W	84	73
D12	Florida State	(N)	W	81	65
D22	Ohio State	(A)	L	58	61

Cabrillo Classic#

D29	Temple#	(N)	L	81	85
D30	Baylor#	(N)	L	71	72
J2	Louisiana State	(A)	L	60	61
J6	Georgia	(H)	L	67	73
J9	Auburn	(A)	L	60	80
J11	Florida State	(A)	L	67	82
J13	Tennessee	(H)	L	66	69
J16	Mississippi	(A)	L	67	69
J20	Kentucky	(H)	L	76	91
J23	Alabama	(A)	L	71	82
J27	Vanderbilt	(A)	L	48	51
J30	Louisiana State	(H)	L	59	61
F3	Georgia	(A)	L	73	87
F6	Auburn	(H)	W	69	66
F10	Tennessee	(A)	L	75	90
F13	Mississippi	(H)	L	57	58 (OT)

ALL-TIME RESULTS

F17	Kentucky	(A)	L	78	84
F20	Alabama	(H)	L	69	70
F24	Vanderbilt	(H)	L	67	81
F27	Mississippi State	(A)	L	56	65
SEC Tournament, Lexington, Ky.**					
M3	Vanderbilt**	(N)	L	46	47 (20T)

1982-83 (13-18) (SEC 5-13, 10th)

Coach: Norm Sloan		Captain: Game			
Great Alaska Shootout*					
N26	Louisville*	(N)	L	63	80
N27	Alaska Anchorage*	(A)	W	72	52
N28	Illinois*	(N)	L	55	68
D3	Ohio State	(H)	L	74	80
Florida Four Tournament#					
D10	Jacksonville#	(H)	W	104	78
D11	South Florida#	(H)	L	73	77
D19	Florida State	(A)	W	84	63
D21	Biscayne	(H)	W	92	72
Gator Bowl Tournament**					
D28	Penn State**	(N)	W	82	60
D29	Jacksonville**	(A)	W	56	47
J3	Alabama	(H)	W	89	85
J5	Mississippi State	(H)	L	60	62
J8	Auburn	(H)	W	92	75
J11	South Florida	(A)	W	92	79 (OT)
J15	Vanderbilt	(A)	L	58	69
J17	Kentucky	(A)	L	63	70
J22	Tennessee	(H)	W	78	74
J25	Georgia	(H)	L	79	83
J29	Mississippi	(A)	L	61	67
F1	Louisiana State	(A)	L	69	78
F5	Auburn	(A)	L	54	62
F9	St. Leo	(H)	W	85	49
F12	Vanderbilt	(H)	W	61	54
F14	Kentucky	(H)	L	61	73
F19	Tennessee	(A)	L	53	78
F21	Georgia	(A)	L	65	80
F26	Mississippi	(H)	W	75	64
F28	Louisiana State	(H)	L	87	91 (OT)
M3	Alabama	(A)	L	99	106 (20T)
M5	Mississippi State	(A)	L	62	73
SEC Tournament, Birmingham, Ala.^					
M10	Tennessee^	(N)	L	62	78

1983-84 (16-13) (SEC 11-7, 3rd)

Coach: Norm Sloan		Captain: Ronnie Williams, Vernon Delancy			
N26	Stetson	(H)	L	73	77
N30	South Florida	(H)	W	79	77
D2	Florida State	(H)	L	60	67
D10	Jacksonville	(A)	W	52	51
D20	Biscayne	(H)	W	74	51
D23	Florida State	(A)	L	64	87
Sugar Bowl Classic*					
D28	SW Louisiana*	(N)	L	65	74
D29	Tulane*	(N)	W	65	53
J2	Alabama	(A)	L	61	63
J4	Mississippi State	(A)	W	56	55
J7	Auburn	(A)	L	66	82
J15	Vanderbilt	(H)	W	73	59
J17	Kentucky	(H)	W	69	57
J21	Tennessee	(A)	L	65	70
J24	Georgia	(A)	W	77	69
J29	Mississippi	(H)	W	78	48
F1	Louisiana State	(H)	W	78	60
F5	Auburn	(H)	L	65	67
F8	St. Leo	(H)	W	95	61
F11	Vanderbilt	(A)	W	71	63
F13	Kentucky	(A)	L	65	67
F18	Tennessee	(H)	L	74	75 (20T)
F20	Georgia	(H)	W	70	64
F24	Mississippi	(A)	W	59	53
F27	Louisiana State	(A)	L	73	77
M1	Alabama	(H)	W	81	62
M3	Mississippi State	(H)	W	60	59

SEC Tournament#					
M8	Tennessee#	(N)	L	74	80 (OT)
NIT^					
M14	South Alabama^	(N)	L	87	88

1984-85 (18-12) (SEC 9-9, 5th)

Coach: Norm Sloan		Captain: Eugene McDowell			
N24	Central Florida	(H)	W	106	55
N30	Florida State	(A)	W	68	65
D4	South Florida	(A)	W	82	68
D8	Jacksonville	(H)	W	83	70
D20	St. Thomas	(A)	W	120	66
D22	Stetson	(A)	W	70	54
Hoosier Classic*					
D29	Arizona State*	(N)	W	87	73
D30	Indiana*	(N)	L	63	80
J2	Tennessee	(H)	W	84	70
J5	Auburn	(A)	L	74	80
J10	Vanderbilt	(A)	W	68	64
J12	Mississippi	(H)	W	82	64
J16	Georgia	(H)	L	60	71
J19	Kentucky	(A)	W	67	55
J23	Louisiana State	(A)	L	68	86
J26	Alabama	(H)	W	86	77
J30	Mississippi State	(H)	W	72	79
F2	Tennessee	(A)	W	93	86
F4	Florida State	(H)	W	86	79
F6	Auburn	(H)	L	78	81 (OT)
F9	Vanderbilt	(H)	W	78	66
F13	Mississippi	(A)	L	54	56
F16	Georgia	(A)	L	56	80
F20	Kentucky	(H)	L	68	76
F23	Louisiana State	(H)	L	59	61
F26	Alabama	(A)	L	66	81
M2	Mississippi State	(A)	W	69	63
SEC Tournament, Birmingham, Ala.#					
M7	Kentucky#	(N)	W	58	55
M8	Auburn#	(N)	L	42	43
NIT**					
M14	SW Louisiana**	(A)	L	64	65

1985-86 (19-14) (SEC 10-8, 4th)

Coach: Norm Sloan		Captains: Joe Lawrence, Andrew Moten			
N26	Central Florida	(H)	W	86	56
N29	Florida State	(H)	W	85	66
D3	Ohio State	(A)	L	73	80
D7	South Florida	(H)	W	69	55
D17	Miami	(A)	W	81	64
Rebel Roundup*					
D20	Iona*	(N)	L	70	71
D21	San Diego State*	(N)	L	62	63
D30	Stetson	(H)	W	69	66
J2	Tennessee	(A)	W	77	75 (OT)
J4	Auburn	(H)	W	62	59
J8	Vanderbilt	(H)	W	86	55
J11	Mississippi	(A)	L	67	79
J15	Georgia	(A)	L	69	89
J18	Kentucky	(H)	L	55	72
J22	Louisiana State	(H)	W	74	65
J25	Alabama	(A)	L	64	67
J27	Miami	(H)	W	75	53
J29	Mississippi State	(A)	W	73	64
F1	Tennessee	(H)	W	69	61
F6	Auburn	(A)	L	65	67
F8	Vanderbilt	(A)	L	59	60
F12	Mississippi	(H)	W	66	57
F15	Georgia	(H)	W	71	70
F19	Kentucky	(A)	L	69	80
F22	Louisiana State	(A)	L	69	80
F26	Alabama	(H)	W	77	65
M1	Mississippi State	(H)	W	76	58
SEC Tournament, Lexington, Ky.#					
M6	Louisiana State#	(N)	L	66	72
NIT**					
M13	Southern Miss**	(H)	W	81	71
M17	Texas Christian**	(H)	W	77	75

M20	SW Missouri State**	(H)	W	54	53
NIT, New York City^					
M24	Wyoming^	(N)	L	58	67
M26	Louisiana Tech^	(N)	L	62	67

1986-87 (21-10*) (SEC 12-6, 2nd)

Coach: Norm Sloan		Captains: Joe Lawrence, Andrew Moten			
N28	Florida State	(A)	L	76	80
D1	Stetson	(A)	W	98	75
D2	Western Carolina	(H)	W	116	68
D4	Southern Methodist	(N)	W	110	70
D10	Central Florida	(H)	W	89	54
D13	South Florida	(A)	W	68	62
D16	Louisiana State	(H)	W	96	75
Gator Bowl Tournament*					
D19	Virginia Tech*	(N)	W	82	60
D20	Ohio State*	(N)	W	82	72
Rainbow Classic#					
D27	California#	(N)	L	80	83
D29	Hawaii#	(A)	W	115	83
D30	Ohio State#	(N)	L	84	88
J3	Georgia	(A)	W	87	80
J7	Mississippi State	(H)	W	100	56
J10	Mississippi	(A)	W	80	72
J14	Kentucky	(A)	L	62	67
J17	Tennessee	(H)	W	97	90
J21	Louisiana State	(A)	W	75	51
J24	Vanderbilt	(H)	W	85	81
J28	Alabama	(H)	W	90	80 (OT)
J31	Auburn	(A)	L	68	81
F4	Georgia	(H)	W	66	52
F7	Mississippi State	(A)	W	84	56
F9	Auburn	(H)	L	70	84
F11	Mississippi	(H)	W	85	62
F14	Kentucky	(H)	W	74	56
F18	Tennessee	(A)	L	71	81
F21	Miami	(H)	W	99	60
F25	Vanderbilt	(A)	L	76	84
F28	Alabama	(A)	L	85	86 (OT)
SEC Tournament, Atlanta, Ga.**					
M6	Louisiana State**	(N)	L	66	72
NCAA First and Second Rounds, Syracuse, N.Y.^					
M13	SNC State^	(N)	W	82	70
M15	SPurdue^	(N)	W	85	66
NCAA Regional, East Rutherford, N.J.@					
M19	SYracuse@	(N)	L	81	87
§Games vacated by National Collegiate Athletic Association (NCAA)					
*Two wins and one loss vacated by NCAA					

1987-88 (22-11*) (SEC 11-7, T2nd)

Coach: Norm Sloan		Captain: Vernon Maxwell			
Preseason Big Apple NIT*					
N21	Jacksonville*	(H)	W	82	52
N23	Georgia Tech*	(H)	W	80	69
N27	Iowa State*	(N)	W	96	89
N28	Seton Hall*	(N)	W	70	68
D3	Southern Methodist	(A)	L	76	82
D12	Florida State	(H)	W	71	48
D16	Ohio State	(H)	W	102	69
D21	South Florida	(H)	W	83	69
Fiesta Bowl Classic@					
D29	Duke@	(N)	L	70	93
D30	Michigan State@	(N)	W	83	59
J2	Pittsburgh	(A)	L	68	80
J4	Towson State	(H)	W	77	55
J6	Auburn	(A)	L	67	72
J9	Georgia	(H)	W	87	70
J13	Mississippi State	(A)	W	55	45
J16	Mississippi	(H)	W	77	72
J20	Kentucky	(A)	W	58	56
J23	Tennessee	(A)	W	76	56
J27	Louisiana State	(H)	W	61	50
J30	Vanderbilt	(A)	L	65	92
F3	Alabama	(A)	W	74	64
F6	Auburn	(H)	L	57	58

ALL-TIME RESULTS

F10	Georgia	(A)	L	65	71
F13	Mississippi State	(H)	W	69	52
F15	Miami	(A)	W	83	73
F17	Mississippi	(A)	L	75	82
F20	Kentucky	(H)	W	83	76
F24	Tennessee	(H)	L	63	65
M2	Vanderbilt	(H)	W	81	65
M5	Alabama	(H)	W	52	45
M6	Louisiana State	(A)	L	69	86
SEC Tournament, Baton Rouge, La.**					
M11	Tennessee**	(N)	W	67	60
M12	Georgia**	(N)	L	70	72
NCAA First and Second Rounds, Salt Lake City, Utah#					
M17	SSt. John's#	(N)	W	62	59
M19	SMichigan#	(N)	L	85	108
SGames vacated by National Collegiate Athletic Association (NCAA)					
*One win and one loss vacated by the NCAA					

1988-89 (21-13) (SEC 13-5, 1st)

Coach: Norm Sloan		Captain: Clifford Lett			
SEC Champions					
Great Alaska Shootout*					
N25	Cal-Berkeley*	(N)	L	58	73
N26	Alaska-Anchorage*	(N)	W	83	72
N27	Utah*	(N)	W	77	68
N30	Siena	(H)	W	71	67
D3	Florida State	(A)	L	86	104
D6	Illinois	(A)	L	67	97
D10	Louisiana State	(H)	L	101	111
D19	Miami	(H)	W	101	81
D22	Pittsburgh	(H)	L	87	90
ECAC Holiday Festival@					
D27	Ohio State@	(N)	L	68	93
D29	Fordham@	(N)	W	59	52
J5	Mississippi	(A)	L	71	80
J7	Georgia	(A)	W	80	66
J9	South Florida	(A)	W	87	82
J12	Kentucky	(H)	L	56	69
J14	Auburn	(A)	W	79	75
J18	Tennessee	(A)	L	76	83
J21	Mississippi State	(H)	W	81	57
J25	Vanderbilt	(A)	W	81	78 (OT)
F1	Alabama	(H)	W	85	76
F4	Stanford	(N)	L	69	84
F5	Mississippi	(H)	W	78	67
F8	Georgia	(H)	W	65	60
F11	Kentucky	(A)	W	59	53
F15	Auburn	(H)	W	90	79
F18	Tennessee	(H)	W	99	81
F22	Mississippi State	(A)	W	78	69
F25	Vanderbilt	(H)	W	83	80 (OT)
M1	Louisiana State	(A)	W	104	95
M4	Alabama	(A)	L	63	83
SEC Tournament, Knoxville, Tenn.**					
M10	Georgia**	(N)	W	62	61
M11	Tennessee**	(N)	W	76	71
M12	Alabama**	(N)	L	60	72
NCAA First Round, Dallas, Texas#					
M17	Colorado State#	(N)	L	46	68

1989-90 (7-21) (SEC 3-15, 10th)

Coach: Don DeVoe		Captain: Renaldo Garcia			
D1	Florida State	(H)	W	82	69
D5	Illinois	(H)	L	69	74
D9	James Madison	(N)	W	85	77
D16	Texas	(A)	L	94	105
D23	South Florida	(H)	W	91	54
Sugar Bowl Classic*					
D27	New Orleans*	(N)	W	69	64
D28	LaSalle*	(N)	L	69	76
J2	Mississippi	(A)	L	60	75
J6	Georgia	(H)	W	97	69
J10	Kentucky	(A)	L	81	89
J13	Auburn	(H)	W	84	62
J17	Tennessee	(H)	L	75	80

J20	Mississippi State	(A)	L	73	98
J24	Vanderbilt	(H)	L	64	71
J27	Louisiana State	(A)	L	52	70
J30	Alabama	(A)	L	44	57
F3	Mississippi	(H)	L	63	83
F6	Georgia	(A)	L	65	70
F10	Georgetown	(A)	L	40	56
F12	Kentucky	(H)	L	74	78
F14	Auburn	(A)	L	55	75
F17	Tennessee	(A)	L	57	75
F19	Miami	(A)	L	59	62
F21	Mississippi State	(H)	L	54	79
F24	Vanderbilt	(A)	L	54	67
F27	Louisiana State	(H)	W	76	63
M3	Alabama	(H)	L	54	63
SEC Tournament, Orlando, Fla.**					
M8	Vanderbilt**	(N)	L	58	68

1990-91 (11-17) (SEC 7-11, 6th)

Coach: Lon Kruger		Captains: Dwayne Davis, Renaldo Garcia			
N24	South Florida	(A)	L	61	70
N27	Texas	(H)	L	74	76
N30	Florida State	(A)	W	85	68
D5	James Madison	(A)	L	66	93
Carrier Classic*					
D7	UNC Charlotte*	(N)	L	92	94
D8	Alaska-Anchorage*	(N)	W	92	81
D15	Augusta College	(H)	W	82	43
D21	Stanford	(A)	L	74	86
D30	Miami	(H)	W	62	60
J2	Mississippi	(H)	W	65	49
J5	Auburn	(H)	W	84	82
J9	Alabama	(A)	L	64	72
J12	Georgia	(A)	L	54	79
J16	Tennessee	(H)	L	67	70
J19	Mississippi State	(H)	W	85	82
J23	Kentucky	(A)	L	65	81
J26	Louisiana State	(A)	L	66	76
J30	Vanderbilt	(H)	L	57	60
F2	Mississippi	(A)	W	91	81 (2OT)
F6	Auburn	(A)	W	87	84 (OT)
F9	Alabama	(H)	L	80	88
F12	Georgia	(H)	W	90	75
F16	Tennessee	(A)	W	73	68
F20	Mississippi State	(A)	L	67	81
F23	Kentucky	(H)	L	74	90
F27	Louisiana State	(H)	L	66	79
M2	Vanderbilt	(A)	L	68	82
SEC Tournament, Nashville, Tenn.**					
M8	Alabama**	(N)	L	65	71

1991-92 (19-14) (SEC 9-7, 2nd East)

Coach: Lon Kruger		Captains: Brian Hogan, Tim Turner			
N23	Florida A&M	(H)	W	76	66
N26	Howard	(H)	W	74	60
D2	Jacksonville	(A)	W	80	77
D4	Charleston Southern	(H)	W	57	52
D7	Wichita State	(A)	W	61	50
D15	South Florida	(H)	L	71	73
D21	Florida International	(A)	W	69	44
Red Lobster Classic*					
D28	Virginia Tech*	(N)	L	57	79
D30	Brigham Young*	(N)	L	73	79
J2	Texas A&M	(H)	W	73	46
J8	South Carolina	(H)	W	53	52
J11	Kentucky	(A)	L	60	81
J15	Georgia	(A)	L	63	71
J18	Tennessee	(H)	W	71	65
J22	Arkansas	(A)	L	62	75
J25	Vanderbilt	(H)	W	75	55
J27	Florida State	(H)	L	67	68
F1	Alabama	(A)	L	56	68
F5	Louisiana State	(H)	L	50	70
F8	Mississippi State	(H)	W	87	66
F12	Mississippi	(A)	W	86	84 (OT)

F19	Auburn	(H)	W	92	81
F22	South Carolina	(A)	W	50	48
F26	Tennessee	(A)	W	72	68
F29	Georgia	(H)	L	60	69
M4	Kentucky	(H)	W	79	62
M7	Vanderbilt	(A)	L	76	82
SEC Tournament, Birmingham, Ala.**					
M13	Alabama**	(N)	L	60	62
NIT#					
M19	Richmond#	(H)	W	66	52
M23	Pittsburgh#	(A)	W	77	74
M25	Purdue#	(N)	W	74	67
M30	Virginia#	(N)	L	56	62
A1	Utah#	(N)	L	78	81

1992-93 (16-12) (SEC 9-7, 3rd East)

Coach: Lon Kruger		Captains: Stacey Poole, Hosie Grimsley, Scott Stewart			
D1	Stetson	(H)	W	70	52
D4	South Florida	(A)	W	80	78
D8	Jacksonville	(H)	W	82	75 (OT)
The Milk Challenge*					
D19	Temple*	(N)	L	62	67
D20	UNC Charlotte*	(N)	W	70	69
D22	Texas A&M	(A)	L	54	57
Sun Carnival Classic@					
D28	Purdue@	(N)	L	63	67
D29	Austin Peay@	(N)	W	86	62
J2	Florida State	(A)	W	89	86
J6	Auburn	(A)	W	76	73
J9	Vanderbilt	(H)	W	62	61
J13	Georgia	(A)	W	81	77 (OT)
J16	Louisiana State	(A)	L	81	85
J20	South Carolina	(H)	L	76	81
J24	Tennessee	(A)	W	80	68
J26	Wichita State	(H)	W	83	58
J30	Kentucky	(A)	L	48	71
F3	Alabama	(H)	W	69	59
F6	Arkansas	(H)	L	66	74
F9	Georgia	(H)	W	82	79
F17	Mississippi	(H)	W	94	47
F20	Vanderbilt	(A)	L	64	82
F24	South Carolina	(A)	W	80	73
F27	Tennessee	(H)	W	84	70
M3	Mississippi State	(A)	L	71	78
M7	Kentucky	(H)	L	77	85
SEC Tournament, Lexington, Ky.**					
M11	Mississippi**	(N)	L	62	67
NIT#					
M17	Minnesota#	(A)	L	66	74

1993-94 (29-8) (SEC 12-4, T1st East)

Coach: Lon Kruger		Captains: Craig Brown, Andrew DeClercq			
NCAA Final Four					
SEC East Co-Champions					
N26	Florida International	(H)	W	86	66
D4	Texas	(A)	W	76	68
D6	South Florida	(H)	W	66	55
D8	Jacksonville	(A)	W	68	67
D11	Stetson	(H)	W	90	44
Orlando, Fla.#					
D18	Florida State#	(N)	L	59	69
D20	Central Florida	(H)	W	83	69
D22	Villanova	(A)	W	85	77
Rainbow Classic, Honolulu, Hawaii*					
D28	Oklahoma State*	(N)	W	74	69
D29	Louisville*	(N)	L	68	83
D30	Evansville*	(N)	W	66	63
J5	Louisiana State	(H)	W	74	73
J8	Tennessee	(A)	W	86	71
St. Petersburg, Fla.+					
J11	South Florida+	(A)	W	69	64
J15	South Carolina	(A)	W	77	75
J18	Kentucky	(H)	W	59	57
J22	Alabama	(A)	L	61	69
J26	Georgia	(A)	W	100	78

ALL-TIME RESULTS

J29	Vanderbilt	(H)	W	75	66
F2	Auburn	(H)	W	68	67
F5	Mississippi State	(H)	W	84	75
F9	Mississippi	(A)	W	74	55
F12	Arkansas	(A)	L	87	99
F16	Georgia	(H)	W	91	79
F19	South Carolina	(H)	W	88	64
F21	Florida State	(H)	W	72	61
F26	Vanderbilt	(A)	L	78	82
M2	Kentucky	(A)	L	77	80
M5	Tennessee	(H)	W	82	71
SEC Tournament, Memphis, Tenn. ^					
M11	South Carolina ^	(N)	W	84	57
M12	Alabama ^	(N)	W	68	52
M13	Kentucky ^	(N)	L	60	73
NCAA First and Second Rounds, Long Island, N.Y. #					
M17	James Madison #	(N)	W	64	62
M19	Pennsylvania #	(N)	W	70	58
NCAA Regional, Miami, Fla. @					
M25	Connecticut @	(N)	W	69	60 (OT)
M27	Boston College @	(N)	W	74	66
NCAA Final Four, Charlotte, N.C.!					
A2	Duke!	(N)	L	65	70

1994-95 (17-13) (SEC 8-8, 3rd East)

Coach: Lon Kruger Captains: Dan Cross, Andrew Declercq

N25	Stetson	(H)	W	73	64
The Great Eight, Detroit, Mich. &					
N29	Boston College &	(N)	W	91	65
The Greensboro Challenge, Greensboro, N.C. @					
D3	Wake Forest @	(A)	W	81	70
D7	Kansas	(A)	L	63	69
D10	Texas	(H)	W	91	73
The Milk Challenge, Orlando, Fla. #					
D17	Florida State #	(N)	W	71	65 (20T)
D21	Jacksonville	(H)	L	67	68
D30	St. Francis (Pa.)	(H)	W	87	72
J3	Louisiana State	(A)	L	66	70
J7	Vanderbilt	(H)	W	72	62
J10	Kentucky	(H)	L	67	83
J14	Villanova	(H)	L	70	72
J18	South Carolina	(A)	W	71	59
J22	Tennessee	(A)	W	62	47
J25	Auburn	(A)	L	71	77
J28	Mississippi	(H)	W	72	57
F1	Mississippi State	(A)	L	70	47
F7	Georgia	(A)	W	82	66
F11	South Carolina	(H)	W	71	56
F15	Tennessee	(H)	W	70	48
F18	Kentucky	(A)	L	77	87
F20	Florida State	(A)	W	75	62
F22	Georgia	(H)	L	85	101
F25	Alabama	(H)	L	66	69
F28	Arkansas	(H)	L	85	94
M5	Vanderbilt	(A)	W	69	58
SEC Tournament, Atlanta, Ga. *					
M9	Mississippi *	(N)	W	63	59
M10	Mississippi State *	(N)	W	80	64
M11	Kentucky *	(N)	L	72	86
NCAA First Round, Tallahassee, Fla.!					
M17	Iowa State!	(N)	L	61	64

1995-96 (12-16) (SEC 6-10, 5th East)

Coach: Lon Kruger Captains: Dametri Hill, Brian Thompson

N24	Charleston Southern	(H)	W	83	65
N28	South Florida	(A)	L	58	73
Franklin Bank/Children's Classic #					
D2	George Washington #	(N)	W	75	66
D3	Massachusetts #	(N)	L	58	80
D9	Wake Forest	(H)	L	53	77
The Milk Challenge, Orlando, Fla. ‡					
D16	Florida State ‡	(N)	L	52	74
D20	Stetson	(H)	W	78	46
All-College Tournament ^					
D29	Louisiana Tech ^	(N)	W	71	56

D30	Oklahoma ^	(N)	W	76	72
J3	Arkansas	(A)	L	60	75
J6	Mississippi State	(H)	L	66	69
J11	Kansas	(H)	L	54	69
J13	South Carolina	(H)	W	81	69
J17	Georgia	(A)	L	46	71
J20	Mississippi	(A)	W	59	55
J24	Vanderbilt	(H)	W	77	55
J27	Louisiana State	(H)	W	73	70
J31	Alabama	(A)	L	65	68
F3	Kentucky	(A)	L	63	77
F7	Tennessee	(H)	W	63	51
F10	Auburn	(H)	L	70	73
F13	Vanderbilt	(A)	L	56	70
F21	South Carolina	(A)	L	75	80
F24	Kentucky	(H)	L	63	94
F28	Georgia	(H)	L	70	86
M2	Tennessee	(A)	W	73	71
SEC Tournament, New Orleans, La. *					
M7	Ole Miss *	(N)	W	75	62
M8	Kentucky *	(N)	L	76	100

1996-97 (13-17) (SEC 5-11, 5th East)

Coach: Billy Donovan Captains: None

N22	UCF	(H)	W	80	63
N25	Bethune-Cookman	(H)	W	68	59
San Juan Shootout +					
N29	Creighton +	(N)	L	73	74
N30	Puerto Rico +	(A)	W	93	63
D1	Delaware +	(N)	L	78	88
D4	Texas	(H)	L	64	82
D7	Duquesne	(A)	W	95	85
D10	South Florida	(H)	W	85	53
D14	Stetson	(H)	W	57	47
D21	Florida State	(N)	L	65	79
Fiesta Bowl Classic &					
D28	Pennsylvania &	(N)	L	63	71
D30	Robert Morris &	(N)	W	106	69
J5	Arkansas	(H)	W	75	62
J8	LSU	(A)	L	82	88 (OT)
J11	Auburn	(A)	L	65	79
J15	South Carolina	(H)	L	79	80
J18	Alabama	(H)	W	85	66
J22	Georgia	(A)	L	70	77 (OT)
J25	Tennessee	(A)	W	56	50
J29	Kentucky	(H)	L	65	92
F1	Vanderbilt	(H)	L	63	74
F3	Jacksonville	(H)	W	102	82
F8	South Carolina	(A)	L	68	76
F12	Mississippi State	(A)	W	72	69
F15	Kentucky	(A)	L	56	85
F19	Tennessee	(H)	W	76	54
F23	Ole Miss	(H)	L	65	67
F26	Georgia	(H)	L	76	88
M3	Vanderbilt	(A)	L	72	79
SEC Tournament, Memphis, Tenn. *					
M6	Alabama *	(N)	L	66	80

1997-98 (14-15) (SEC 6-10, 6th East)

Coach: Billy Donovan Captains: None

N15	Nicholls State	(H)	W	66	63
N18	UCF	(H)	W	100	85
N21	Stetson	(H)	W	79	69
N29	Coastal Carolina	(H)	W	62	44
D3	Duquesne	(H)	W	99	66
D9	Texas	(A)	L	82	85
D14	Florida State	(N)	L	81	83
D22	McNeese State	(H)	W	95	53
D27	UAB	(N)	L	73	80
J3	Tennessee	(H)	W	83	69
J7	Ole Miss	(A)	L	79	90
J10	Georgia	(H)	W	82	77
J14	Arkansas	(A)	L	84	89
J17	LSU	(H)	L	63	66
J19	Jacksonville	(A)	W	75	69

J24	Vanderbilt	(H)	W	85	69
J28	South Carolina	(A)	L	72	74
F1	Kentucky	(A)	W	86	78
F4	Mississippi State	(H)	W	82	78 (OT)
F7	Georgia	(A)	L	77	87
F11	Auburn	(H)	W	81	64
F14	Alabama	(A)	L	66	80
F18	Kentucky	(H)	L	54	79
F21	South Carolina	(H)	L	74	79
F25	Tennessee	(A)	L	75	79
F28	Vanderbilt	(A)	L	56	73
SEC Tournament, Atlanta, Ga. *					
M5	Auburn *	(N)	W	68	64
M6	South Carolina *	(N)	L	60	71
NIT #					
M11	Georgetown #	(H)	L	69	71

1998-99 (22-9) (SEC 10-6, 3rd East)

Coach: Billy Donovan Captains: Eddie Shannon, Greg Stolt

N16	Georgia Southern	(H)	W	76	62
N20	Florida State	(A)	W	82	66
N23	Bethune-Cookman	(H)	W	91	61
N30	Coastal Carolina	(H)	W	110	68
D5	Charleston Southern	(H)	W	80	67
D9	Duke	(A)	L	86	116
D12	Jacksonville	(H)	W	79	72
D20	Long Island	(H)	W	119	61
D22	Morehead State	(H)	W	117	70
D27	Michigan	(N)	W	79	63
J2	Kentucky	(A)	L	58	93
J6	Vanderbilt	(H)	W	90	59
J10	Georgia	(H)	W	72	62
J13	South Carolina	(A)	W	68	51
J16	Auburn	(A)	L	69	88
J20	LSU	(A)	W	77	58
J23	Tennessee	(H)	W	93	72
J27	Alabama	(H)	W	72	68
J30	Mississippi State	(A)	L	63	66 (OT)
F4	Kentucky	(H)	W	75	68
F6	Ole Miss	(H)	L	68	79
F10	Tennessee	(A)	L	56	91
F13	Georgia	(A)	W	75	64
F16	Arkansas	(H)	W	74	61
F24	South Carolina	(H)	W	89	61
F27	Vanderbilt	(A)	L	70	71 (OT)
SEC Tournament, Atlanta, Ga. *					
M4	LSU *	(N)	W	97	75
M5	Arkansas *	(N)	L	74	75
NCAA First and Second Rounds, Seattle, Wash. #					
M11	Pennsylvania #	(N)	W	75	61
M13	Weber State #	(N)	W	82	74 (OT)
NCAA Regional, Phoenix, Ariz. \$					
M18	Gonzaga \$	(N)	L	72	73

1999-2000 (29-8) (SEC 12-4, T1st East)

Coach: Billy Donovan Captains: Kenyan Weaks, Brent Wright, Major Parker

NCAA Runner-Up		SEC Co-Champions			
N19	Florida State	(H)	W	96	61
N22	Utah State	(N)	W	60	58
N23	Purdue	(N)	L	68	79
N24	Georgetown	(N)	W	72	62
N29	New Hampshire	(H)	W	131	72
D4	Florida A&M	(H)	W	96	44
D11	Bethune-Cookman	(H)	W	93	77
D19	High Point	(H)	W	109	60
D22	Rutgers	(N)	W	85	65
D23	UNC Wilmington	(H)	W	80	53
D28	Virginia Military	(H)	W	113	68
D30	South Alabama	(H)	W	82	61
J5	Vanderbilt	(A)	L	77	87
J8	Ole Miss	(A)	W	75	71
J12	LSU	(H)	W	82	57
J18	Tennessee	(H)	L	79	81 (20T)
J22	Alabama	(A)	W	77	73

ALL-TIME RESULTS

J26	DePaul	(N)	L	69	71
J29	Vanderbilt	(H)	W	89	63
F2	South Carolina	(A)	W	86	82
F5	Georgia	(H)	W	85	66
F8	Kentucky	(H)	W	90	73
F12	Tennessee	(A)	L	73	76 (OT)
F15	Arkansas	(A)	W	80	71
F19	Mississippi State	(H)	W	88	58
F23	Georgia	(A)	W	90	68
F27	Auburn	(H)	W	88	59
M1	South Carolina	(H)	W	87	67
M4	Kentucky	(A)	L	70	85
SEC Tournament, Atlanta, Ga.*					
M9	Ole Miss*	(N)	W	89	67
M10	Auburn*	(N)	L	70	78
NCAA First and Second Rounds, Winston-Salem, N.C.#					
M17	Butler#	(N)	W	69	68 (OT)
M19	Illinois#	(N)	W	93	76
NCAA Regional, Syracuse, N.Y.!					
M24	Duke University!	(N)	W	87	78
M26	Oklahoma State!	(N)	W	77	65
NCAA Final Four, Indianapolis, Ind.\$					
A1	North Carolina\$	(N)	W	71	59
A3	Michigan State\$	(N)	L	76	89

2000-01 (24-7) (SEC 12-4, T1st East)

Coach: Billy Donovan **Captains:** Brent Wright, Major Parker
SEC Co-Champions

N17	Florida State	(A)	W	85	70
N27	Florida Atlantic	(H)	W	100	42
D2	DePaul	(H)	W	83	76
D6	Michigan State	(A)	L	83	99
D9	Rutgers	(H)	W	79	65
D10	FAMU	(H)	W	125	50
D16	Gonzaga	(N)	W	85	71
D19	Bethune-Cookman	(H)	W	106	64
D23	American University	(H)	W	76	33
D28	Tulane	(N)	W	103	85
D30	New Hampshire	(H)	W	102	54
J7	South Carolina	(A)	L	68	69
J10	Mississippi State	(A)	W	81	80
J17	Georgia	(H)	L	72	75
J20	Vanderbilt	(H)	L	61	63
J24	Auburn	(A)	W	65	63
J27	South Carolina	(H)	W	69	57
J30	Tennessee	(H)	W	81	67
F3	Georgia	(A)	W	82	71
F6	Kentucky	(A)	L	70	71
F10	Arkansas	(H)	W	73	63
F13	LSU	(A)	W	81	74 (OT)
F18	Tennessee	(A)	W	88	82
F21	Ole Miss	(H)	W	75	55
F24	Alabama	(H)	W	89	68
F28	Vanderbilt	(A)	W	72	62
M4	Kentucky	(H)	W	94	86
SEC Tournament, Nashville, Tenn.*					
M9	Alabama*	(N)	W	69	61
M10	Ole Miss*	(N)	L	69	74
NCAA First and Second Rounds, New Orleans, La.#					
M16	Western Kentucky#	(N)	W	69	56
M18	Temple#	(N)	L	54	75

2001-02 (22-9) (SEC 10-6, T1st East)

Coach: Billy Donovan **Captains:** Udonis Haslem, Matt Bonner, Brett Nelson
SEC East Co-Champions

IKON Coaches vs. Cancer Classic>					
N8	Temple>	(N)	W	72	64
N9	Arizona>	(N)	L	71	75
N16	Florida State	(H)	W	68	47
N28	New Hampshire	(A)	W	108	56
D2	Tulane	(H)	W	81	65
D5	Michigan State	(H)	W	74	70
D8	South Florida	(A)	W	92	73
D15	UNC-Charlotte	(N)	W	73	52

D18	High Point	(H)	W	103	49
D22	New Orleans	(H)	W	76	60
D28	Stetson	(H)	W	94	66
D30	Belmont	(H)	W	107	55
J5	South Carolina	(H)	W	69	60
J9	Tennessee	(A)	W	104	100 (OT)
J12	Vanderbilt	(A)	W	95	85
J16	LSU	(H)	W	102	70
J19	Georgia	(H)	L	79	84
J26	Arkansas	(A)	L	92	94 (OT)
J29	Kentucky	(H)	L	68	70
F2	Mississippi State	(H)	W	76	48
F5	South Carolina	(A)	W	72	63
F9	Vanderbilt	(H)	W	80	54
F12	Georgia	(A)	W	85	70
F16	Ole Miss	(A)	L	51	68
F20	Auburn	(H)	W	89	61
F23	Alabama	(A)	L	64	65
F26	Tennessee	(H)	W	68	62
M2	Kentucky	(A)	L	67	70
SEC Tournament, Atlanta, Ga.*					
M7	Auburn*	(N)	W	81	63
M8	Mississippi State*	(N)	L	52	62
NCAA First Round, Chicago, Ill.#					
M15	Creighton#	(N)	L	82	83 (20T)

2002-03 (25-8) (SEC 12-4, 2nd East)

Coach: Billy Donovan **Captains:** Matt Bonner, Justin Hamilton, Brett Nelson

Preseason NIT >					
N19	Louisiana Tech>	(H)	W	76	55
N21	Eastern Illinois>	(H)	W	99	65
N24	Coastal Carolina	(H)	W	88	45
N27	Stanford>	(N)	L	65	69
N29	Kansas>	(N)	W	83	73
D3	West Virginia	(N)	L	66	68
D6	Florida State	(A)	W	58	57
D8	South Florida	(H)	W	68	52
D14	Maryland	(A)	W	69	64
D21	Miami	(N)	W	94	93 (20T)
D23	Charleston Southern	(H)	W	74	62
D28	Bethune Cookman	(H)	W	99	64
D30	Florida A&M	(H)	W	91	58
J7	Mississippi State	(A)	W	74	66
J11	Georgia	(H)	W	66	63
J15	Tennessee	(H)	W	77	64
J18	South Carolina	(A)	W	77	75
J22	Vanderbilt	(H)	W	87	75
J28	LSU	(A)	W	70	53
F1	Arkansas	(H)	W	77	66
F4	Kentucky	(A)	L	55	70
F8	Alabama	(H)	W	75	56
F12	Ole Miss	(H)	W	74	55
F15	Tennessee	(A)	L	59	66
F17	New Orleans	(H)	W	77	48
F22	Vanderbilt	(A)	W	77	74 (OT)
F25	South Carolina	(H)	W	96	63
M1	Auburn	(A)	W	73	70
M4	Georgia	(A)	L	81	82
M8	Kentucky	(H)	L	67	69
SEC Tournament, New Orleans, La.*					
M14	LSU*	(N)	L	61	65
NCAA First and Second Rounds, Tampa, Fla.#					
M21	Sam Houston State#	(N)	W	85	55
M23	Michigan State#	(N)	L	46	68

2003-04 (20-11) (SEC 9-7, 2nd East)

Coach: Billy Donovan					
N25	Montana State	(H)	W	112	73
MassMutual Tip-Off Classic, Springfield, Mass.*					
N28	Arizona*	(N)	W	78	77
D2	Florida A&M	(H)	W	102	78
D4	UCF	(N)	W	59	39
D6	Stetson	(H)	W	74	61
D10	Maryland	(H)	L	68	69 (OT)

D13	Louisville	(A)	L	65	73
D20	West Virginia	(N)	W	70	57
D22	Northeastern	(H)	W	101	84
D27	Eastern Kentucky	(H)	W	109	63
J3	Florida State	(H)	W	87	73
J7	South Carolina	(A)	W	65	62
J10	Tennessee	(H)	W	95	57
J17	Vanderbilt	(A)	L	72	86
J21	Mississippi State	(H)	L	68	79
J24	Auburn	(H)	W	68	52
J27	Alabama	(A)	W	88	78
J31	Tennessee	(A)	L	63	65
F3	Kentucky	(H)	L	65	68
F7	Vanderbilt	(H)	W	81	71
F14	LSU	(H)	L	70	73
F17	Georgia	(A)	L	62	76
F21	Ole Miss	(A)	W	81	66
F25	South Carolina	(H)	W	69	58
F28	Arkansas	(A)	W	73	68
M3	Georgia	(H)	W	63	55
M7	Kentucky	(A)	L	62	82
SEC Tournament, Atlanta, Ga.<					
M12	Alabama<	(N)	W	75	73 (OT)
M13	Vanderbilt<	(N)	W	91	69
M14	Kentucky<	(N)	L	73	89
NCAA First Round, Raleigh, N.C.+					
M18	Manhattan+	(N)	L	60	75

2004-05 (24-8) (SEC 12-4, 2nd East)

Coach: Billy Donovan **SEC Tournament Champions**

N19	Jacksonville	(N)	W	81	59
N23	Florida Atlantic	(H)	W	90	45
N27	Providence College	(N)	W	84	66
N30	Florida A&M	(H)	W	88	51
D4	Miami	(H)	L	65	72
D8	Stetson	(H)	W	93	54
D11	Louisville	(H)	L	70	74
D19	Georgia Southern	(H)	W	100	68
D22	Eastern Kentucky	(H)	W	98	49
D29	Sam Houston State	(H)	W	83	51
J2	Florida State	(A)	L	69	82
J8	Arkansas	(H)	W	82	74
J12	Auburn	(A)	W	84	78 (OT)
J15	Vanderbilt	(A)	W	82	65
J19	Tennessee	(H)	L	76	83 (OT)
J25	Georgia	(H)	W	70	47
J29	South Carolina	(H)	W	80	72
F1	Mississippi State	(A)	L	57	71
F5	Alabama	(H)	W	85	54
F8	Kentucky	(A)	L	66	69
F12	Tennessee	(A)	W	84	73
F16	Ole Miss	(H)	W	90	53
F19	LSU	(A)	L	73	77
F23	Vanderbilt	(H)	W	69	61
F27	South Carolina	(A)	W	66	65
M2	Georgia	(A)	W	50	38
M6	Kentucky	(H)	W	53	52
SEC Tournament, Atlanta, Ga.*					
M11	Mississippi State*	(N)	W	80	64
M12	Alabama*	(N)	W	68	62
M13	Kentucky*	(N)	W	70	53
NCAA First and Second Rounds, Nashville, Tenn.>					
M18	Ohio>	(N)	W	67	62
M20	Villanova>	(N)	L	65	76

2005-06 (33-6) (SEC 10-6, 2nd East)

Coach: Billy Donovan **SEC Tournament Champions**

National Champions					
Coaches vs. Cancer Classic>					
N9	St. Peter's College>	(H)	W	80	51
N10	Albany>	(H)	W	83	64
N17	Wake Forest>	(N)	W	77	72
N18	Syracuse>	(N)	W	75	70
N25	Florida State	(H)	W	74	66
N28	Alabama State	(H)	W	87	60

ALL-TIME RESULTS

D3	UCF	(H)	W	80	47
D6	Providence	(A)	W	87	77
D9	Bethune-Cookman	(H)	W	88	58
D18	Jacksonville	(H)	W	101	58
D22	Miami	(A)	W	77	67
D30	Florida A&M	(H)	W	84	47
J3	Morgan State	(H)	W	92	49
J7	Georgia	(A)	W	90	72
J11	Mississippi State	(H)	W	75	60
J14	Auburn	(H)	W	69	57
J18	Savannah State	(H)	W	113	62
J21	Tennessee	(A)	L	76	80
J25	South Carolina	(A)	L	62	68
J28	Vanderbilt	(H)	W	81	58
J31	Ole Miss	(A)	W	69	58
F4	Kentucky	(H)	W	95	80
F8	South Carolina	(H)	L	67	71
F11	LSU	(H)	W	71	62
F15	Vanderbilt	(A)	W	73	68
F18	Arkansas	(A)	L	81	85
F22	Tennessee	(H)	L	72	76
F26	Alabama	(A)	L	77	82
M1	Georgia	(H)	W	77	66
M5	Kentucky	(A)	W	79	64
SEC Tournament, Nashville, Tenn.*					
M10	Arkansas*	(N)	W	74	71
M11	LSU*	(N)	W	81	65
M12	South Carolina*	(N)	W	49	47
NCAA First and Second Rounds, Jacksonville, Fla.#					
M16	South Alabama#	(N)	W	76	50
M18	UW-Milwaukee#	(N)	W	82	60
NCAA Regional, Minneapolis, Minn.\$					
M24	Georgetown\$	(N)	W	57	53
M26	Villanova\$	(N)	W	75	62
NCAA Final Four, Indianapolis, Ind.!					
A1	George Mason!	(N)	W	73	58
A3	UCLA!	(N)	W	73	57

2006-07 (35-5) (SEC 13-3, 1st East)

Coach: Billy Donovan		National Champions			
SEC Champions		SEC Tournament Champions			
N10	Samford	(H)	W	79	54
N14	North Florida	(H)	W	86	40
N16	Jacksonville	(H)	W	90	61
N18	Tennessee-Chattanooga	(H)	W	93	44
N21	Prairie View	(H)	W	94	33
N24	Western Kentucky	(N)	W	101	68
N25	Kansas	(N)	L	80	82
N28	Southern	(H)	W	83	27
D3	Florida State	(A)	L	66	70
D6	Providence	(H)	W	85	67
D17	Florida A&M	(N)	W	72	57
D20	Stetson	(H)	W	88	67
D23	Ohio State	(H)	W	86	60
D30	UAB	(N)	W	75	70
J2	Liberty	(H)	W	89	58
J6	Georgia	(H)	W	67	51
J9	Arkansas	(H)	W	79	72
J13	South Carolina	(A)	W	84	50
J20	Ole Miss	(H)	W	79	70
J24	Mississippi State	(A)	W	70	67
J27	Auburn	(A)	W	91	66
J31	Vanderbilt	(H)	W	74	64
F3	Tennessee	(H)	W	94	78
F7	Georgia	(A)	W	71	61
F10	Kentucky	(A)	W	64	61
F14	Alabama	(H)	W	76	67
F17	Vanderbilt	(A)	L	70	83
F21	South Carolina	(H)	W	63	49
F24	LSU	(A)	L	56	66
F27	Tennessee	(A)	L	76	86
M4	Kentucky	(H)	W	85	72
SEC Tournament, Atlanta, Ga.*					
M9	Georgia*	(N)	W	74	57
M10	Ole Miss*	(N)	W	80	59
M11	Arkansas*	(N)	W	77	56

NCAA First and Second Rounds, New Orleans, La.#					
M16	Jackson State#	(N)	W	112	69
M18	Purdue#	(N)	W	74	67
NCAA Regional, St. Louis, Mo.\$					
M23	Butler\$	(N)	W	65	57
M25	Oregon\$	(N)	W	85	77
NCAA Final Four, Atlanta, Ga.!					
M31	UCLA!	(N)	W	76	66
A2	Ohio State!	(N)	W	84	75

2007-08 (24-12) (SEC 8-8, 4th East)

Coach: Billy Donovan					
N9	North Dakota State	(H)	W	75	65
N11	Tennessee Tech	(H)	W	93	65
N14	N.C. Central	(H)	W	105	51
N17	Rutgers	(H)	W	88	63
N20	North Florida	(H)	W	102	51
N23	Florida State	(H)	L	51	65
N27	Stetson	(H)	W	71	48
N30	Vermont	(N)	W	86	61
D3	Jacksonville	(H)	W	88	72
D5	Florida A&M	(H)	W	91	52
D15	Georgia Southern	(N)	W	52	49
D19	Charleston Southern	(H)	W	89	64
D22	Ohio State	(A)	L	49	62
D30	Temple	(N)	W	86	69
J2	High Point	(H)	W	88	70
J8	Alabama	(A)	W	90	83
J12	Auburn	(H)	W	72	56
J16	Ole Miss	(A)	L	87	89
J19	Kentucky	(H)	W	81	70 (OT)
J23	South Carolina	(A)	W	73	71
J27	Vanderbilt	(H)	W	86	64
F2	Arkansas	(A)	L	61	80
F5	Tennessee	(A)	L	82	104
F9	Georgia	(H)	W	77	67
F13	LSU	(H)	L	73	85
F16	Vanderbilt	(A)	L	58	61
F20	South Carolina	(H)	W	85	82
F27	Georgia	(A)	W	77	64
M1	Mississippi State	(H)	L	59	68
M5	Tennessee	(H)	L	86	89
M9	Kentucky	(A)	L	70	75
SEC Tournament, Atlanta, Ga.*					
M13	Alabama*	(N)	L	69	80
NIT#					
M19	San Diego State#	(H)	W	73	49
M21	Creighton#	(H)	W	82	54
NIT Quarterfinals\$					
M25	Arizona State\$	(A)	W	70	57
NIT Semifinals, New York City%					
A1	UMass%	(N)	L	66	78

2008-09 (25-11) (SEC 9-7, 3rd East)

Coach: Billy Donovan					
N14	Toledo	(H)	W	80	58
N16	Bradley	(H)	W	81	58
N20	Southern Utah	(H)	W	64	50
N24	Syracuse	(N)	L	83	89
N25	Washington	(N)	W	86	84
N30	Missouri-Kansas City	(N)	W	86	65
D2	Florida A&M	(H)	W	73	58
D7	Florida State	(A)	L	55	57
D10	Florida Gulf Coast	(H)	W	94	60
D20	UCF	(N)	W	89	61
D22	Georgia Southern	(H)	W	88	81
D28	Winthrop	(N)	W	74	45
D30	Stetson	(H)	W	78	57
J3	North Carolina State	(H)	W	68	66
J6	Longwood	(H)	W	95	69
J10	Ole Miss	(H)	W	78	68
J14	Auburn	(A)	W	68	65
J17	Arkansas	(H)	W	80	65
J21	South Carolina	(A)	L	69	70
J25	Vanderbilt	(A)	W	94	69

J28	Georgia	(H)	W	83	57
J31	Tennessee	(A)	L	63	79
F3	South Carolina	(H)	W	97	93
F10	Kentucky	(A)	L	65	68
F14	Georgia	(A)	L	86	88
F18	Alabama	(H)	W	83	74
F21	Vanderbilt	(H)	W	82	68
F24	LSU	(A)	L	75	81
M1	Tennessee	(H)	L	75	79
M4	Mississippi State	(A)	L	71	80
M7	Kentucky	(H)	W	60	53
SEC Tournament, Tampa, Fla.*					
M12	Arkansas*	(N)	W	73	58
M13	Auburn*	(N)	L	58	61
NIT#					
M18	Jacksonville#	(H)	W	84	62
M20	Miami#	(H)	W	74	60
NIT Quarterfinals\$					
M24	Penn State\$	(H)	L	62	71

2009-10 (21-13) (SEC 9-7, 4th East)

Coach: Billy Donovan					
N15	Stetson	(H)	W	74	46
N18	Georgia Southern	(H)	W	69	49
N20	Troy	(H)	W	80	58
N24	Florida State	(H)	W	68	52
N27	Michigan State	(N)	W	77	74
N28	Rutgers	(N)	W	73	58
D1	Florida A&M	(H)	W	80	59
D4	Jacksonville	(A)	W	85	67
D10	Syracuse	(N)	L	73	85
D19	Richmond	(N)	L	53	56
D22	South Alabama	(H)	L	66	67
D28	American	(H)	W	76	60
D30	Presbyterian	(H)	W	79	38
J3	North Carolina State	(A)	W	62	61 (OT)
J9	Vanderbilt	(A)	L	87	95
J12	Kentucky	(H)	L	77	89
J16	LSU	(H)	W	72	58
J21	Arkansas	(A)	W	71	66
J23	South Carolina	(H)	W	58	56
J27	Georgia	(H)	W	87	71
J31	Tennessee	(A)	L	60	61
F4	Alabama	(A)	W	66	65
F6	Mississippi State	(H)	W	69	62
F10	South Carolina	(A)	L	71	77
F13	Xavier	(H)	L	64	76
F18	Auburn	(H)	W	78	70
F20	Ole Miss	(A)	W	64	61
F23	Tennessee	(H)	W	75	62
F27	Georgia	(A)	L	76	78
M2	Vanderbilt	(H)	L	60	64
M7	Kentucky	(A)	L	66	74
SEC Tournament, Nashville, Tenn.*					
M11	Auburn*	(N)	W	78	69
M12	Mississippi State*	(N)	L	69	75
NCAA Tournament First Round, Oklahoma City, Okla.&					
M18	BYU&	(N)	L	92	99 (2OT)

2010-11 (29-8) (SEC 13-3, 1st East)

Coach: Billy Donovan		SEC Champions			
N12	UNC Wilmington	(H)	W	77	60
N16	Ohio State	(H)	L	75	93
N18	North Carolina A&T	(H)	W	105	55
N21	Morehead State	(H)	W	61	55
N23	Florida Atlantic	(H)	W	79	66
N28	Florida State	(A)	W	55	51
D1	UCF	(N)	L	54	57
D5	American	(N)	W	67	48
D9	Kent State	(H)	W	65	52
D18	Kansas State	(N)	W	57	44
D20	Jacksonville	(H)	L	68	71 (OT)
D22	Radford	(H)	W	66	55
D31	Xavier	(A)	W	71	67
J3	Rhode Island	(H)	W	84	59

ALL-TIME RESULTS

J8	Ole Miss	(H)	W	77	71
J11	Tennessee	(A)	W	81	75 (OT)
J15	South Carolina	(H)	L	69	72
J20	Auburn	(A)	W	45	40
J22	Arkansas	(H)	W	75	43
J25	Georgia	(A)	W	104	91 (20T)
J29	Mississippi State	(A)	L	64	71
F1	Vanderbilt	(H)	W	65	61 (OT)
F5	Kentucky	(H)	W	70	68
F9	South Carolina	(A)	W	79	60
F12	Tennessee	(H)	W	61	60
F20	LSU	(A)	W	68	61
F24	Georgia	(H)	W	71	62
F26	Kentucky	(A)	L	68	76
M1	Alabama	(H)	W	78	51
M5	Vanderbilt	(A)	W	86	76
SEC Tournament, Atlanta, Ga.*					
M11	Tennessee*	(N)	W	85	74
M12	Vanderbilt*	(N)	W	77	66
M13	Kentucky*	(N)	L	54	70
NCAA Second and Third Rounds, Tampa, Fla. ^					
M17	UC Santa Barbara ^	(N)	W	79	51
M19	UCLA ^	(N)	W	73	65
NCAA Regional, New Orleans, La.#					
M24	BYU#	(N)	W	83	74
M26	Butler#	(N)	L	71	74 (OT)

2011-12 (26-11) (SEC 10-6, T2nd)

Coach: Billy Donovan

N11	Jackson State	(H)	W	99	59
N15	Ohio State	(A)	L	74	81
N17	North Florida	(H)	W	91	55
N21	Wright State	(N)	W	78	65
N25	Jacksonville	(H)	W	107	62
N28	Stetson	(N)	W	96	70
D2	Syracuse	(A)	L	68	72
D7	Arizona	(H)	W	78	72 (OT)
D9	Rider	(N)	W	90	69
D17	Texas A&M	(N)	W	84	64
D19	Mississippi Valley State	(H)	W	82	54
D22	Florida State	(H)	W	82	64
D29	Rutgers	(A)	L	83	85 (20T)
D31	Yale	(H)	W	90	70
J3	UAB	(H)	W	79	61
J7	Tennessee	(A)	L	56	67
J10	Georgia	(H)	W	70	48
J14	South Carolina	(A)	W	79	65
J21	LSU	(H)	W	76	64
J26	Ole Miss	(A)	W	64	60
J28	Mississippi State	(H)	W	69	57
F2	South Carolina	(H)	W	74	66
F4	Vanderbilt	(H)	W	73	65
F7	Kentucky	(A)	L	58	78
F11	Tennessee	(H)	L	70	75
F14	Alabama	(A)	W	61	52
F18	Arkansas	(A)	W	98	68
F21	Auburn	(H)	W	63	47
F25	Georgia	(A)	L	62	76
F28	Vanderbilt	(A)	L	67	77
M4	Kentucky	(H)	L	59	74
SEC Tournament, New Orleans, La.*					
M9	Alabama*	(N)	W	66	63
M10	Kentucky*	(N)	L	71	74
NCAA Second and Third Rounds, Omaha, Neb. ^					
M16	Virginia ^	(N)	W	71	45
M18	Norfolk State ^	(N)	W	84	50
NCAA West Regional, Phoenix, Ariz.#					
M22	Marquette#	(N)	W	68	58
M24	Louisville#	(N)	L	68	72

2012-13 (29-8) (SEC 14-4, 1st)

Coach: Billy Donovan

SEC Champions

N11	Alabama State	(H)	W	84	35
N14	Wisconsin	(H)	W	74	56

N18	Middle Tennessee	(N)	W	66	45
N20	Savannah State	(H)	W	58	40
N23	UCF	(H)	W	79	66
N29	Marquette	(H)	W	82	49
D5	Florida State	(A)	W	72	47
D15	Arizona	(A)	L	64	65
D19	Southeastern Louisiana	(H)	W	82	43
D22	Kansas State	(A)	L	61	67
D29	Air Force	(N)	W	78	61
J6	Yale	(A)	W	79	58
J9	Georgia	(H)	W	77	44
J12	LSU	(A)	W	74	52
J17	Texas A&M	(A)	W	68	47
J19	Missouri	(H)	W	83	52
J23	Georgia	(A)	W	64	47
J26	Mississippi State	(A)	W	82	47
J30	South Carolina	(H)	W	75	36
F2	Ole Miss	(H)	W	78	64
F5	Arkansas	(A)	L	69	80
F9	Mississippi State	(H)	W	83	58
F12	Kentucky	(H)	W	69	52
F16	Auburn	(A)	W	83	52
F19	Missouri	(A)	L	60	63
F23	Arkansas	(H)	W	71	54
F26	Tennessee	(A)	L	58	64
M2	Alabama	(H)	W	64	52
M6	Vanderbilt	(H)	W	66	40
M9	Kentucky	(A)	L	57	61
SEC Tournament, Nashville, Tenn.*					
M15	LSU*	(N)	W	80	58
M16	Alabama*	(N)	W	61	51
M17	Ole Miss*	(N)	L	63	66
NCAA Second and Third Rounds, Austin, Texas ^					
M22	Northwestern State ^	(N)	W	79	47
M24	Minnesota ^	(N)	W	78	64
NCAA South Regional, Arlington, Texas#					
M29	Florida Gulf Coast#	(N)	W	62	50
M31	Michigan#	(N)	L	59	79

2013-14 (36-3) (SEC 18-0, 1st)

Coach: Billy Donovan

NCAA Final Four, SEC Champions, SEC Tournament Champions

N8	North Florida	(H)	W	77	69
N12	Wisconsin	(A)	L	53	59
N16	Arkansas Little-Rock	(H)	W	86	56
N18	Southern	(H)	W	67	53
N21	Middle Tennessee	(H)	W	79	59
N25	Jacksonville	(A)	W	86	60
N29	Florida State	(H)	W	67	66
D2	Connecticut	(A)	L	64	65
D10	Kansas	(H)	W	67	61
D17	Memphis	(N)	W	77	75
D21	Fresno State	(N)	W	66	49
D29	Savannah State	(H)	W	76	34
J4	Richmond	(H)	W	67	58
J8	South Carolina	(H)	W	74	58
J11	Arkansas	(A)	W	84	82 (OT)
J14	Georgia	(H)	W	72	50
J18	Auburn	(A)	W	68	61
J23	Alabama	(A)	W	68	62
J25	Tennessee	(H)	W	67	41
J30	Mississippi State	(A)	W	62	51
F1	Texas A&M	(H)	W	69	36
F4	Missouri	(H)	W	68	58
F8	Alabama	(H)	W	78	69
F11	Tennessee	(A)	W	67	58
F15	Kentucky	(A)	W	69	59
F19	Auburn	(H)	W	71	66
F22	Ole Miss	(A)	W	75	71
F25	Vanderbilt	(A)	W	57	54
M1	LSU	(H)	W	79	61
M4	South Carolina	(A)	W	72	46
M8	Kentucky	(H)	W	84	65
SEC Tournament, Atlanta, Ga.*					
M14	Missouri*	(N)	W	72	49
M15	Tennessee*	(N)	W	56	49

M16	Kentucky*	(N)	W	61	60
NCAA Second and Third Rounds, Orlando, Fla. ^					
M20	Albany ^	(N)	W	67	55
M22	Pittsburgh ^	(N)	W	61	45
NCAA South Regional, Memphis, Tenn.#					
M27	UCLA#	(N)	W	79	68
M29	Dayton#	(N)	W	62	52
NCAA Final Four, Arlington, Texas!					
A5	Connecticut!	(N)	L	53	63

YEAR-BY-YEAR RECORD

YEAR	COACH	CAPTAIN	OVERALL		SEC		POINTS
			W	L	W	L	
1915-16	C.J. McCoy	R.K. Van Camp	5	1			192-140
1916-19	No teams (WWI)						
1919-20	No Coach	C.A. Cox	2	5			181-234
1920-21	W.G. Kline	W.M. Madison	5	6			308-418
1921-22	W.G. Kline	C.Y. Byrd	5	5			306-283
1922-23	C.Y. Byrd	Roland Moss	2	5			157-238
1923-24	J.L. White	Edgar Jones	5	10			324-442
1924-25	J.L. White	Edgar Jones	2	7			217-289
1925-26	Brady Cowell	Lamar Sarra	7	7			401-399
1926-27	Brady Cowell	Red Smith	6	20			738-984
1927-28	Brady Cowell	Ion Walker	5	16			646-748
1928-29	Brady Cowell	George Perrine	7	13			605-746
1929-30	Brady Cowell	Dale Van Sickle	10	4			516-392
1930-31	Brady Cowell	Dale Waters	10	9			680-653
1931-32	Brady Cowell	A.E. Emmelhainz	8	12			640-606
1932-33	Brady Cowell	Brennan Brown	9	5	4	4	6th 484-452
1933-34	Ben Clemmons	George Gunn	11	7	4	2	4th 622-541
1934-35	Ben Clemmons	Welcome Shearer	8	7	4	3	5th 501-499
1935-36	Ben Clemmons	George Smathers	4	11	2	8	11th 407-487
1936-37	Josh Cody	Floyd Christian	5	13	1	9	12th 569-585
1937-38	Sam McAllister	Charlie Crejciar	11	9	3	7	11th 709-691
1938-39	Sam McAllister	Game Captains	9	6	5	4	7th 484-485
1939-40	Sam McAllister	H. Chalker, J. Maynard	13	9	5	4	5th 953-816
1940-41	Sam McAllister	Frank Yinshannis	15	3	6	2	2nd 787-634
1941-42	Sam McAllister	Steve Ellish	8	9	3	8	9th 616-623
1942-43	Spurgeon Cherry	Doyle Carlton	8	7	0	6	12th 721-515
1943-44	No team (WWII)						
1944-45	Spurgeon Cherry	Doug Belden	7	12	4	2	4th 828-852
1945-46	Spurgeon Cherry	Kenneth Hartsaw	7	14	2	6	10th 979-1009
1946-47	Sam McAllister	Game Captains	17	9	4	4	6th 1155-1012
1947-48	Sam McAllister	Game Captains	15	10	5	7	7th 1335-1250
1948-49	Sam McAllister	Bill Atkinson	11	15	4	8	9th 1405-1415
1949-50	Sam McAllister	J. Miller, H. Tanzler	9	14	4	10	11th 1206-1309
1950-51	Sam McAllister	Ted Jaycox	11	12	6	8	8th 1432-1518
1951-52	John Mauer	Game Captains	15	9	7	7	7th 1578-1543
1952-53	John Mauer	R. Casares, R. Roberts	13	6	8	5	3rd 1352-1265
1953-54	John Mauer	Game Captains	7	15	3	11	10th 1554-1681
1954-55	John Mauer	Sonny Powell	12	10	5	9	9th 1618-1667
1955-56	John Mauer	Ted Copeland	11	12	4	10	11th 1811-1756
1956-57	John Mauer	Bob Emrick	14	10	6	8	8th 1861-1708
1957-58	John Mauer	Joe Hobbs	12	9	5	9	9th 1549-1450
1958-59	John Mauer	D. Hoban, C. Pike	8	15	2	12	11th 1625-1746
1959-60	John Mauer	Bob Sherwood	6	16	3	11	11th 1549-1655
1960-61	Norm Sloan	Bob Shiver	15	11	9	5	4th 1830-1846
1961-62	Norm Sloan	Lou Merchant	12	11	8	6	4th 1554-1589
1962-63	Norm Sloan	Buddy Bales	12	14	5	9	9th 1943-1975
1963-64	Norm Sloan	T. Barbee, M. Highley	12	10	6	8	9th 1720-1606
1964-65	Norm Sloan	Brooks Henderson	18	7	11	5	4th 1826-1568
1965-66	Norm Sloan	B. Hoffmann, P. Morton	16	10	9	7	5th 1855-1740
1966-67	Tommy Bartlett	Skip Highley	21	4	14	4	2nd 1931-1637
1967-68	Tommy Bartlett	David Miller	15	10	11	7	5th 1968-1864
1968-69	Tommy Bartlett	Neal Walk	18	9	12	6	3rd 2093-1905
1969-70	Tommy Bartlett	Andy Owens	9	17	6	12	8th 1913-2048
1970-71	Tommy Bartlett	Earl Findley	11	15	8	10	7th 1907-1966
1971-72	Tommy Bartlett	Jerry Hoover	10	15	4	14	10th 1986-1952
1972-73	Tommy Bartlett	Tony Miller	11	15	7	11	7th 1911-1933
1973-74	John Lotz	T. Fletcher, M. Thompson, S. Williams	15	11	9	9	5th 1993-1969
1974-75	John Lotz	Chip Williams	12	16	8	10	6th 2290-2275
1975-76	John Lotz	M. Lederman, G. Shy	12	14	7	11	6th 2101-2030
1976-77	John Lotz	D. Bostic, L. Sanders, B. Smyth	17	9	10	8	4th 2108-1980
1977-78	John Lotz	A. Bonner, L. Brewster, R. Glasper	15	12	8	10	6th 2053-2014
1978-79	John Lotz	M. Cesare, R. Clarson	8	19	3	15	10th 1990-2053
1979-80	J. Lotz, E. Visscher	Game Captains	7	21	2	16	10th 1928-2210
1980-81	Norm Sloan	Ken McCraney, Mark Giombetti	12	16	5	13	8th 1924-2074
1981-82	Norm Sloan	Game Captains	5	22	2	16	10th 1845-1922
1982-83	Norm Sloan	Game Captains	13	18	5	13	10th 2260-2227

YEAR	COACH	CAPTAIN	OVERALL		SEC		POINTS
			W	L	W	L	
1983-84	Norm Sloan	Vernon Delancy, Ronnie Williams	16	13	11	7	3rd 2029-1916
1984-85	Norm Sloan	Eugene McDowell	18	12	9	9	5th 2211-2047
1985-86	Norm Sloan	Joe Lawrence, Andrew Moten	19	14	10	8	4th 2316-2203
1986-87*	Norm Sloan	Joe Lawrence, Andrew Moten	21	10	12	6	2nd 2864-2444
1987-88^	Norm Sloan	Vernon Maxwell	22	11	11	7	t2nd 2559-2382
1988-89	Norm Sloan	Clifford Lett	21	13	13	5	1st 2586-2597
1989-90	Don DeVoe	Renaldo Garcia	7	21	3	15	10th 1898-2029
1990-91	Lon Kruger	Dwayne Davis, Renaldo Garcia	11	17	7	11	6th 2056-2121
1991-92	Lon Kruger	Brian Hogan, Tim Turner	19	14	9	7	5th/2nd 2261-2189
1992-93	Lon Kruger	H. Grimsley, S. Poole, S. Stewart	16	12	9	7	t4th/3rd 2058-1975
1993-94	Lon Kruger	Craig Brown, Andrew DeClercq	29	8	12	4	t2nd/t1st 2777-2514
1994-95	Lon Kruger	Dan Cross, Andrew DeClercq	17	13	8	8	6th/3rd 2178-2057
1995-96	Lon Kruger	Dametri Hill, Brian Thompson	12	16	6	10	t8th/t5th 1869-1974
1996-97	Billy Donovan	None	13	17	5	11	10th/5th 2220-2181
1997-98	Billy Donovan	None	14	15	6	10	t9th/6th 2208-2134
1998-99	Billy Donovan	Eddie Shannon, Greg Stolt	22	9	10	6	4th/3rd 2488-2176
1999-00	Billy Donovan	M. Parker, K. Weeks, B. Wright	29	8	12	4	t1st/t1st 3102-2548
2000-01	Billy Donovan	Major Parker, Brent Wright	24	7	12	4	t1st/t1st 2509-2081
2001-02	Billy Donovan	M. Bonner, U. Haslem, B. Nelson	22	9	10	6	t2nd/t1st 2495-2064
2002-03	Billy Donovan	M. Bonner, J. Hamilton, B. Nelson	25	8	12	4	2nd/2nd 2484-2128
2003-04	Billy Donovan	None	20	11	9	7	3rd/2nd 2369-2149
2004-05	Billy Donovan	None	24	8	12	4	t2nd/2nd 2438-2020
2005-06	Billy Donovan	None	33	6	10	6	t3rd/2nd 3052-2478
2006-07	Billy Donovan	None	35	5	13	3	1st/1st 3193-2504
2007-08	Billy Donovan	None	24	12	8	8	6th/4th 2791-2433
2008-09	Billy Donovan	None	25	11	9	7	t5th/3rd 2774-2427
2009-10	Billy Donovan	None	21	13	9	7	t4th/4th 2455-2258
2010-11	Billy Donovan	None	29	8	13	3	1st/1st 2667-2343
2011-12	Billy Donovan	None	26	11	10	6	t2nd 2808-2404
2012-13	Billy Donovan	None	29	8	14	4	1st 2642-2012
2013-14	Billy Donovan	None	36	3	18	9	1st 2727-2253

Note: SEC Finish column from 1991-92 through 2010-11 listed in Overall/Eastern Division format

*Two wins and one loss vacated by NCAA from original 23-11 record.

^One win and one loss vacated by NCAA from original 23-12 record.

Record by Decade

YEARS	OVERALL			SEC		
	W	L	PCT.	W	L	PCT.
1910-1919	5	1	.833	-	-	-
1920-1929	46	94	.329	-	-	-
1930-1939	86	89	.491	23	37	.383
1940-1949	103	84	.554	33	47	.413
1950-1959	112	115	.493	50	89	.360
1960-1969	145	101	.589	88	68	.564
1970-1979	120	145	.453	70	110	.389
1980-1989	155	147	.513	80	100	.444
1990-1999	167	140	.544	75	89	.457
2000-2009	260	87	.750	107	53	.669
2010-Present	131	40	.766	64	20	.762
Totals	1330	1043	.560	590	613	.490

Record by Month

MONTH	W	L	PCT.
November	111	22	.835
December	327	196	.625
January	390	302	.564
February	363	407	.471
March	137	102	.573
April	4	5	.444
Totals	1329	1032	

Note: Missing 12 games in early years with no months.

COACHING RECORDS

Coaches by Victories

COACH	SEASONS	WINS
Billy Donovan	18	451
Norm Sloan	15	232
Sam McAllister	10	119
Lon Kruger	6	104
John Mauer	9	98
Tommy Bartlett	7	95
John Lotz	7	83
Brady Cowell	8	62
Ben Clemmons	3	23
Spurgeon Cherry	3	22
W.G. Kline	2	10
J.L. White	2	7
Don DeVoe	1	7
C.J. McCoy	1	5
Josh Cody	1	5
Ed Visscher	1	3
C.Y. Byrd	1	2

Coaches by Percentage

COACH	SEASONS	PCT
C.J. McCoy	1	.833
Billy Donovan	18	.727
Lon Kruger	6	.565
Sam McAllister	10	.553
Norm Sloan	15	.547
Tommy Bartlett	7	.528
John Mauer	9	.490
John Lotz	7	.487
Ben Clemmons	3	.479
W.G. Kline	2	.476
Brady Cowell	8	.419
Spurgeon Cherry	3	.400
J.L. White	2	.292
C.Y. Byrd	1	.286
Josh Cody	1	.278
Don DeVoe	1	.250
Ed Visscher	1	.176

Coaches by SEC Victories

COACH	SEASONS	WINS
Billy Donovan	18	192
Norm Sloan	15	126
Tommy Bartlett	7	62
Lon Kruger	6	51
John Lotz	7	46
Sam McAllister	10	45
John Mauer	9	43
Ben Clemmons	3	10
Spurgeon Cherry	3	6
Brady Cowell	1	4
Don DeVoe	1	3
Josh Cody	1	1
Ed Visscher	1	1

Coaches by SEC Percentage

COACH	SEASONS	PCT
Billy Donovan	18	.658
Lon Kruger	6	.520
Norm Sloan	15	.504
Brady Cowell	1	.500
Tommy Bartlett	7	.492
Ben Clemmons	3	.434
Sam McAllister	10	.421
John Lotz	7	.412
John Mauer	9	.344
Spurgeon Cherry	3	.300
Don DeVoe	1	.167
Josh Cody	1	.100
Ed Visscher	1	.071

All-Time Coaching Records

YEAR	COACH	SEASONS	OVERALL			SEC		
			WON	LOST	PCT	WON	LOST	PCT
1915-16	C.J. McCoy	1	5	1	.833			
1919-20	No Coach	1	2	5	.286			
1920-22	W.G. Kline	2	10	11	.476			
1922-23	C.Y. Byrd	1	2	5	.286			
1923-25	J.L. White	2	7	17	.292			
1925-33	Brady Cowell	8	62	86	.419	4	4	.500
1933-36	Ben Clemmons	3	23	25	.479	10	13	.434
1936-37	Josh Cody	1	5	13	.278	1	9	.111
1937-42, 1946-51	Sam McAllister	10	119	96	.553	45	62	.421
1942-43, 1944-46	Spurgeon Cherry	3	22	33	.400	6	14	.300
1951-60	John Mauer	9	98	102	.490	43	82	.344
1966-73	Tommy Bartlett	7	95	85	.528	62	64	.492
1973-80	John Lotz	*7	83	88	.487	46	66	.412
1979-80	Ed Visscher	^1	3	14	.176	1	13	.071
1960-66, 1980-89	Norm Sloan	15	232	192	.547	126	124	.504
1989-90	Don DeVoe	`1	7	21	.250	3	15	.166
1991-96	Lon Kruger	6	104	80	.565	51	47	.520
1996-current	Billy Donovan	18	451	169	.727	192	100	.658
Totals		95	1,330	1,043	.560	590	613	.490

*Lotz coached 11 games in 1979-80

^Visscher was interim coach for remainder of 1979-80 season

`DeVoe was interim coach for complete 1989-90 season (took over for Norm Sloan on Oct. 31, 1989)

Coaches in Games Decided by Five Points or Less

COACH	1-POINT	2-POINT	3-POINT	4-POINT	5-POINT	TOTAL
Billy Donovan	12-16	12-18	16-21	18-15	11-7	69-77
Lon Kruger	6-2	9-5	8-10	4-4	4-4	31-25
Don DeVoe	0-0	0-0	0-1	0-1	1-0	1-2
Norm Sloan	9-18	10-19	13-8	13-14	8-6	53-65
Ed Visscher	1-0	0-0	0-2	0-0	1-0	2-2
John Lotz	5-10	4-4	6-7	5-4	4-2	24-27
Tommy Bartlett	7-8	11-4	3-5	2-7	4-4	27-28
John Mauer	3-3	5-5	5-3	8-6	4-3	25-20
Sam McAllister	3-4	9-8	7-9	3-3	6-2	28-26
Spurgeon Cherry	0-0	1-3	1-2	0-2	0-3	2-10
Josh Cody	0-4	0-2	0-0	0-1	0-0	0-7
Ben Clemmons	1-0	3-4	1-1	1-1	1-4	7-10
Brady Cowell	5-6	0-2	3-4	2-1	1-8	11-21
J.L. White	1-0	1-1	0-1	1-1	0-0	3-3
C.Y. Byrd	0-0	0-1	0-0	1-0	0-0	1-1
W.G. Kline	0-1	0-0	1-0	0-1	0-0	1-2
C.J. McCoy	0-0	0-0	0-0	1-0	0-0	1-0
No Coach	0-0	0-1	1-0	0-1	0-0	1-2
Total	53-72	65-77	65-74	59-62	45-43	287-322
Games	125	142	139	121	88	609

Most 1-Point Games Season: 5 (five times, last in 1985-86)

Most Games Decided by Two Points or Less Season: 9 (1983-84)

Most Games Decided by Three Points or Less Season: 12 (1981-82)

Most Games Decided by Four Points or Less Season: 14 (1981-82)

Most Games Decided by Five Points or Less Season: 14 (1981-82)

IN THE POLLS

1966-67 (2)	AP
Jan. 9	10
Jan. 16	8

1986-87 (5)	AP
Dec. 22	20
Jan. 26	19
Feb. 9	19
Feb. 16	18
Feb. 23	18

1987-88 (9)	AP
Preseason	14
Nov. 30	7
Dec. 7	12
Dec. 14	11
Dec. 21	8
Dec. 28	8
Jan. 4	15
Jan. 25	14
Feb. 1	17

1988-89 (3)	AP
Preseason	15
Nov. 21	15
Nov. 28	19

1989-90 (4)	AP
Preseason	23
Nov. 27	24
Dec. 4	25
Dec. 11	24

1993-94 (7)	AP	Coaches
Jan. 31	24	NR
Feb. 7	20	21
Feb. 14	17	22
Feb. 21	16	19
Feb. 28	19	19
March 7	17	18
Final	14	4

1994-95 (12)	AP	Coaches
Preseason	10	13
Nov. 21	10	No Poll
Nov. 28	8	12
Dec. 5	6	9
Dec. 12	8	9
Dec. 19	8	8
Dec. 26	13	12
Jan. 2	13	12
Jan. 9	15	15
Jan. 16	24	20
Jan. 23	23	23
Jan. 30	25	NR

1998-99 (8)	AP	Coaches
Jan. 25	25	NR
Feb. 8	23	24
Feb. 15	23	24
Feb. 22	19	24
March 1	21	23
March 8	23	25
Final	*	17

1999-00 (20)	AP	Coaches
Preseason	8	8
Nov. 15	7	No Poll
Nov. 22	6	5
Nov. 29	11	10
Dec. 6	9	10

Dec. 13	9	8
Dec. 20	8	8
Dec. 27	6	7
Jan. 3	6	6
Jan. 10	10	9
Jan. 17	9	9
Jan. 24	10	9
Jan. 31	12	12
Feb. 7	12	11
Feb. 14	11	12
Feb. 21	9	10
Feb. 28	8	8
March 6	11	10
March 13	13	11
Final	*	2

2000-01 (20)	AP	Coaches
Preseason	11	11
Nov. 13	11	11
Nov. 20	11	11
Nov. 27	10	10
Dec. 4	8	9
Dec. 11	8	9
Dec. 18	7	7
Dec. 25	5	7
Jan. 1	5	6
Jan. 8	8	7
Jan. 15	7	7
Jan. 22	14	14
Jan. 29	13	14
Feb. 5	8	11
Feb. 12	11	9
Feb. 19	7	7
Feb. 26	6	6
March 5	5	6
March 12	8	8
Final	*	13

2001-02 (20)	AP	Coaches
Preseason	6	5
Nov. 12	6	7
Nov. 19	7	6
Nov. 26	6	6
Dec. 3	6	4
Dec. 10	5	4
Dec. 17	4	3
Dec. 24	3	2
Dec. 31	3	2
Jan. 7	3	2
Jan. 14	2	2
Jan. 21	5	4
Jan. 28	5	6
Feb. 4	8	7
Feb. 11	6	6
Feb. 18	8	8
Feb. 25	8	10
March 4	11	12
March 11	15	14
Final Poll	*	23

2002-03 (20)	AP	Coaches
Preseason	7	7
Nov. 18	8	7
Nov. 25	7	7
Dec. 2	8	8
Dec. 9	14	17
Dec. 16	13	13
Dec. 23	12	13
Dec. 30	12	13
Jan. 6	11	12
Jan. 13	6	7

Jan. 20	5	5
Jan. 27	4	4
Feb. 3	1	1
Feb. 10	4	4
Feb. 17	7	7
Feb. 24	4	4
March 3	3	3
March 10	7	7
March 17	10	8
Final	*	16

2003-04 (14)	AP	Coaches
Preseason	8	8
Nov. 17	8	8
Nov. 24	8	8
Dec. 1	2	2
Dec. 8	1	1
Dec. 15	15	13
Dec. 22	13	13
Dec. 29	14	12
Jan. 5	14	11
Jan. 12	15	10
Jan. 19	17	17
Jan. 26	22	20
Feb. 2	21	21
Feb. 9	22	20

2004-05 (8)	AP	Coaches
Preseason	23	22
Nov. 15	23	No Poll
Nov. 22	23	22
Nov. 29	19	18
Feb. 14	rv	24
March 7	rv	25
March 14	16	18
Final	*	24

2005-06 (18)	AP	Coaches
Nov. 21	14	15
Nov. 28	11	11
Dec. 5	10	7
Dec. 12	7	6
Dec. 19	5	5
Dec. 26	5	5
Jan. 2	5	5
Jan. 9	2	2
Jan. 16	2	2
Jan. 23	5	4
Jan. 30	8	7
Feb. 6	7	6
Feb. 13	10	7
Feb. 20	12	9
Feb. 27	17	14
March 6	16	14
March 13	11	10
Final	*	1

2006-07 (20)	AP	Coaches
Preseason	1	1
Nov. 13	1	1
Nov. 20	1	1
Nov. 27	4	4
Dec. 4	7	7
Dec. 11	5	5
Dec. 18	5	4
Dec. 25	3	3
Jan. 1	3	3
Jan. 8	2	2
Jan. 15	1	1
Jan. 22	1	1
Jan. 29	1	1

Feb. 5	1	1
Feb. 12	1	1
Feb. 19	3	3
Feb. 26	5	4
March 5	6	6
March 12	3	3
Final	*	1

2007-08 (2)	AP	Coaches
Nov. 19	25	24
Jan. 28	20	19

2008-09 (5)	AP	Coaches
Preseason	19	19
Nov. 17	18	19
Nov. 24	17	18
Dec. 1	23	21
Jan. 19	24	NR

2009-10 (4)	AP	Coaches
Nov. 30	13	17
Dec. 7	10	11
Dec. 14	13	13
Dec. 21	18	18

2010-11 (16)	AP	Coaches
Preseason	9	11
Nov. 15	9	10
Nov. 22	16	14
Nov. 29	18	16
Dec. 6	rv	24
Dec. 13	rv	24
Dec. 20	20	19
Jan. 24	24	23
Jan. 31	rv	23
Feb. 7	17	19
Feb. 14	14	15
Feb. 21	13	13
Feb. 28	14	14
March 7	12	12
March 14	15	No Poll
Final	*	10

2011-12 (20)	AP	Coaches
Preseason	8	10
Nov. 14	7	8
Nov. 21	10	9
Nov. 28	10	9
Dec. 5	12	12
Dec. 12	13	13
Dec. 19	11	12
Dec. 26	10	10
Jan. 2	13	14
Jan. 9	19	19
Jan. 16	17	14
Jan. 23	14	13
Jan. 30	12	11
Feb. 6	8	7
Feb. 13	14	12
Feb. 20	12	11
Feb. 27	16	13
March 5	22	19
March 12	25	21
Final	*	9

2012-13 (21)	AP	Coaches
Preseason	10	10
Nov. 12	10	10
Nov. 19	7	8
Nov. 26	7	7
Dec. 3	6	5

IN THE POLLS

Dec. 10	5	5
Dec. 17	8	9
Dec. 24	14	11
Dec. 31	13	9
Jan. 7	11	9
Jan. 14	10	9
Jan. 21	8	7
Jan. 28	4	4
Feb. 4	2	2
Feb. 11	7	6
Feb. 18	5	4
Feb. 25	8	6
March 4	11	9
March 11	13	11
March 18	14	12
Final	*	9

2013-14 (21)	AP	Coaches
Preseason	10	8
Nov. 11	11	10
Nov. 18	16	14
Nov. 25	15	13
Dec. 2	15	12
Dec. 9	19	19
Dec. 16	16	17
Dec. 23	13	14
Dec. 30	12	13
Jan. 6	10	11
Jan. 13	7	7
Jan. 20	6	6
Jan. 27	3	4
Feb. 3	3	4
Feb. 10	3	4

Feb. 17	2	2
Feb. 24	1	1
March 3	1	1
March 10	1	1
March 17	1	1
Final	*	3


*Final AP Poll was at conclusion of regular season

AP Ranking Facts

Total Times Ranked: 277
 First Time Ranked: Jan. 9, 1967
 First Time Ranked In Top 10: Jan. 9, 1967 (10)
 First Time Ranked No. 1: Feb. 3, 2003
 Last Time Ranked In Top 10: March 17, 2014
 Last Time Ranked No. 1: March 17, 2014
 Times Ranked No. 1: 14

Highest Final Ranking: 1st, 2014
 Highest Preseason Ranking: No. 1, 2006-07
 Most Consecutive Weeks Ranked: 94, 2/8/99-2/9/04
 Most Consecutive Weeks (One Season): 20, 2x, last 2013-14
 Most Consecutive Weeks Top 10: 21, 2/1901-2/25/02

- Florida first received a national ranking in the United Press International Poll on Monday, Feb. 13th, 1965 (18th)
- Florida first received votes in the Associated Press Poll in the 1966 Preseason poll released Nov. 27
- Florida's longest stretch of consecutive polls ranked is 99 in the USA Today/ESPN Coaches' Poll from Feb. 8, 1999 to Feb. 9, 2004 (this includes an additional five final polls)
- The Gators finished the regular season ranked No. 1 for the first time in 2014.



Florida's Feb. 24, 2014, rise to No. 1 in the polls marked the latest in a season the team had ever held the No. 1 ranking. The Gators' first game after ascending to the top spot was a 57-54 win over Vanderbilt in Memorial Gym, highlighted by Dorian Finney-Smith's 19 points, including his 3-pointer that gave UF a five-point cushion with 32 seconds remaining.

RANKED OPPONENTS & HALFTIME COMEBACKS

Wins vs. Ranked Opponents (109)

DATE	TEAM	RANK	SCORE
Feb. 16, 1963	Mississippi State	8	73-52
Dec. 17, 1966	at Kentucky	4	78-75
Jan. 2, 1967	Mississippi State	10	63-54
Feb. 4, 1967	Vanderbilt	9	83-75
Dec. 18, 1967	Vanderbilt	3	74-72
Jan. 13, 1968	Kentucky	4	96-78
Jan. 20, 1968	Tennessee	4	59-46
Feb. 3, 1968	at Vanderbilt	7	91-85
Feb. 15, 1969	Kentucky	4	82-81*
Feb. 17, 1969	Tennessee	17	65-63*
Feb. 13, 1971	Kentucky	8	74-65*
Feb. 15, 1971	Tennessee	13	56-55*
Dec. 1, 1971	Louisville	9	70-69
Jan. 15, 1972	Kentucky	15	72-70
Jan. 8, 1973	Vanderbilt	9	80-72
March 2, 1974	Alabama	7	64-61*
March 9, 1974	Vanderbilt	5	80-77*
Feb. 24, 1975	Kentucky	7	66-58
Jan. 12, 1976	Alabama	12	71-70
Feb. 14, 1976	Tennessee	9	72-69
Feb. 7, 1977	Tennessee	14	80-76
Jan. 3, 1979	Kentucky	17	76-65
Jan. 29, 1979	at Vanderbilt	17	90-87 (OT)
Jan. 3, 1983	Alabama	5	89-85
Jan. 17, 1984	Kentucky	3	69-57
Jan. 24, 1984	at Georgia	18	77-69
Feb. 1, 1984	LSU	14	78-60
Jan. 22, 1986	LSU	14	74-65
Jan. 28, 1987	Alabama	9	90-80 (OT)
March 15, 1987	vs. Purdue (Syracuse)	7	85-66
Nov. 23, 1987	Georgia Tech	18	80-69
Jan. 20, 1988	at Kentucky	4	58-56
Feb. 20, 1988	Kentucky	9	83-76
March 1, 1988	Vanderbilt	19	81-65
Feb. 27, 1990	LSU	14	76-63
March 4, 1992	Kentucky	10	79-62
Jan. 2, 1993	at Florida State	18	89-86
Jan. 9, 1993	Vanderbilt	18	62-61
Dec. 28, 1993	vs. Okla. St. (Honolulu)	20	74-69
Jan. 18, 1994	Kentucky	7	59-57
March 25, 1994	vs. Connecticut (Miami)	4	69-60
Dec. 3, 1994	vs. Wake Forest (Greensboro)	21	81-70
March 10, 1995	vs. Miss. State (Atlanta)	15	80-64
Jan. 5, 1997	Arkansas	22	75-62
Feb. 1, 1998	at Kentucky	7	86-78
Feb. 4, 1999	Kentucky	5	75-68
Jan. 12, 2000	LSU	24	82-57
Jan. 29, 2000	Vanderbilt	20	89-63
Feb. 8, 2000	Kentucky	11	90-73
Feb. 27, 2000	Auburn	11	88-59
March 19, 2000	vs. Illinois (Winston-Salem)	21	93-76*
March 24, 2000	vs. Duke (Syracuse)	1	87-78*
March 26, 2000	vs. Oklahoma St. (Syracuse)	14	77-65*
Jan. 30, 2001	Tennessee	8	81-67*
Feb. 3, 2001	at Georgia	25	82-71*
Feb. 18, 2001	at Tennessee	15	88-82*
Feb. 21, 2001	Ole Miss	12	75-55*
Feb. 24, 2001	Alabama	14	89-68*
March 4, 2001	Kentucky	15	94-86
Nov. 8, 2001	vs. Temple (New York)	16	72-64
Dec. 5, 2001	Michigan State	24	74-70
Feb. 12, 2002	at Georgia	21	85-70
Nov. 29, 2002	vs. Kansas (New York)	2	83-73
Dec. 14, 2002	at Maryland	18	69-64
Jan. 7, 2003	at Mississippi State	7	74-66*
Jan. 11, 2003	Georgia	20	66-63*
Feb. 8, 2003	Alabama	22	75-56
Nov. 28, 2003	vs. Arizona (Springfield)	4	78-77
Jan. 3, 2004	Florida State	25(c)	87-73
Feb. 7, 2004	Vanderbilt	25(c)	81-71
Feb. 5, 2005	Alabama	11	85-54
March 6, 2005	Kentucky	3	53-52
March 12, 2005	Alabama	20	68-62*
March 13, 2005	Kentucky	4	70-53*
Nov. 17, 2005	vs. Wake Forest (New York)	19	77-72*
Nov. 18, 2005	vs. Syracuse (New York)	16	75-70*
March 11, 2006	vs. LSU (Nashville)	18	81-65
March 24, 2006	vs. G'town (Minneapolis)	23	57-53*

March 26, 2006	vs. Villanova (Minneapolis)	3	75-62*
April 3, 2006	vs. UCLA (Indianapolis)	7	73-57
Dec. 23, 2006	Ohio State	3	86-60
Jan. 31, 2007	Vanderbilt	24	74-64
Feb. 10, 2007	at Kentucky	20	64-61*
Feb. 14, 2007	Alabama	25	76-67*
March 23, 2007	vs. Butler (St. Louis)	21	65-57*
March 25, 2007	vs. Oregon (St. Louis)	10	85-77*
March 31, 2007	vs. UCLA (Atlanta)	7	76-66*
April 2, 2007	vs. Ohio State (Atlanta)	1	84-75*
Jan. 27, 2008	Vanderbilt	14	86-64
Nov. 27, 2009	vs. Mich. St. (Atlantic City)	2	77-74
Feb. 23, 2010	Tennessee	19	75-62
Dec. 18, 2010	vs. Kansas State (Sunrise)	6	57-44
Feb. 1, 2011	Vanderbilt	23	65-61*
Feb. 5, 2011	Kentucky	10	70-68*
March 5, 2011	at Vanderbilt	21	86-76
March 24, 2011	vs. BYU (New Orleans)	10	83-74 (OT)
Dec. 17, 2011	vs. Texas A&M (Sunrise)	22	84-64
Jan. 28, 2012	Mississippi State	18	69-57
Feb. 4, 2012	Vanderbilt	25	73-65
March 22, 2012	vs. Marquette (Phoenix)	11	68-58
Nov. 14, 2013	Wisconsin	22	83-52
Jan. 19, 2013	Missouri	17	83-52
Feb. 2, 2013	Ole Miss	16	78-64
Feb. 12, 2013	Kentucky	25	69-52
Dec. 10, 2013	Kansas	13	67-61*
Dec. 17, 2013	vs. Memphis (New York)	15	77-75*
Feb. 15, 2014	at Kentucky	14	69-59
March 8, 2014	Kentucky	25	84-65
March 27, 2014	vs. UCLA (Memphis)	20	79-68

*Consecutive games
(c)Coaches' Poll/unranked in AP Poll (AP ranking listed for all others)

Halftime Comebacks (151)

DATE	GAME	DEFICIT	FINAL
Dec. 17, 1966	at Kentucky	3	78-75
Dec. 18, 1967	Vanderbilt	14	74-72
Jan. 29, 1968	Auburn	2	65-60
Feb. 17, 1969	Tennessee	3	65-63
March 3, 1969	at West Virginia	1	75-57
Dec. 19, 1969	Virginia Tech (N)	5	48-45
Jan. 12, 1970	Tennessee	4	57-56
Dec. 1, 1970	Samford	4	79-74
Jan. 2, 1971	Auburn	2	66-60
Jan. 4, 1971	Vanderbilt	1	84-82 (OT)
Feb. 15, 1971	Tennessee	4	56-55
Feb. 22, 1971	at Ole Miss	3	85-68
March 1, 1971	West Virginia	5	72-71
Jan. 3, 1972	Alabama	3	92-89
Jan. 15, 1972	Kentucky	11	72-70
Feb. 26, 1972	Mississippi State	2	88-80
Jan. 29, 1973	Ole Miss	10	65-59
Feb. 5, 1973	at Georgia Tech	3	87-85
Feb. 10, 1973	at Auburn	6	76-74
March 3, 1973	at Georgia	9	77-72
Dec. 26, 1973	at Jacksonville	15	64-62
Jan. 2, 1974	at Georgia Tech	3	70-68
Feb. 16, 1974	at Auburn	1	85-77
Jan. 4, 1975	Mississippi State	4	94-82
Feb. 10, 1975	Georgia	12	66-65
Dec. 26, 1975	at Jacksonville	8	65-64
Feb. 7, 1976	at Mississippi State	1	78-71 (OT)
Dec. 4, 1976	East Tennessee	3	62-59
Dec. 18, 1976	vs. Memphis State (N)	3	84-83
Jan. 31, 1977	at LSU	2	83-68
Feb. 7, 1977	Tennessee	5	80-76
Jan. 21, 1978	at LSU	9	74-70
Feb. 18, 1978	LSU	4	73-72
Dec. 14, 1978	Fairfield	9	109-99
Jan. 29, 1979	at Vanderbilt	8	90-87 (OT)
Feb. 2, 1980	Auburn	1	70-60
Feb. 18, 1980	Jacksonville	4	60-55
Jan. 17, 1981	Ole Miss	8	74-71
Nov. 27, 1982	at Alaska-Anchorage	1	72-52
Jan. 3, 1983	Alabama	2	89-85
Jan. 11, 1983	at South Florida	4	92-79 (OT)
Dec. 10, 1983	at Jacksonville	1	52-51
Dec. 22, 1984	at Stetson	3	70-54
Feb. 9, 1985	Vanderbilt	3	78-66

March 2, 1985	at Mississippi State	1	69-63
March 7, 1985	vs. Kentucky (SEC)	7	58-55
Jan. 2, 1986	at Tennessee	1	77-75 (OT)
Feb. 1, 1986	Tennessee	8	69-61
Feb. 26, 1986	Alabama	8	77-65
Dec. 20, 1986	vs. Ohio State (N)	1	82-72
Jan. 17, 1987	Tennessee	9	97-90
Feb. 3, 1988	at Alabama	6	74-64
Nov. 26, 1988	at Alaska-Anchorage	3	83-72
Nov. 30, 1988	Siena	9	71-67
Jan. 25, 1989	at Vanderbilt	9	81-78
Feb. 8, 1989	Georgia	9	65-60
Feb. 11, 1989	at Kentucky	7	59-53
Feb. 15, 1989	Auburn	2	90-79
Feb. 25, 1989	Vanderbilt	4	83-80
March 1, 1989	at LSU	6	104-95
March 10, 1989	vs. Georgia (SEC)	11	62-61
Dec. 12, 1989	vs. James Madison (N)	6	85-77
Feb. 6, 1991	at Auburn	4	87-84
Jan. 25, 1992	Vanderbilt	1	75-55
Feb. 22, 1992	at South Carolina	9	50-48
Feb. 26, 1992	at Tennessee	8	72-68
March 4, 1992	Kentucky	6	79-62
Jan. 6, 1993	at Auburn	4	76-73
Jan. 13, 1993	at Georgia	4	81-77 (OT)
Feb. 24, 1993	at South Carolina	18	80-73
Dec. 4, 1993	at Texas	2	76-68
Dec. 22, 1993	at Villanova	4	85-77
Dec. 30, 1993	Evansville	3	66-63
Jan. 5, 1994	LSU	2	74-73
Jan. 15, 1994	at South Carolina	9	77-75
Feb. 2, 1994	Auburn	2	68-67
Feb. 5, 1994	Mississippi State	5	84-75
Feb. 16, 1994	Georgia	4	91-79
Feb. 21, 1994	Florida State	2	72-61
March 17, 1994	vs. James Madison (NCAA)	4	64-62
March 25, 1994	vs. Connecticut (NCAA)	6	69-60
Nov. 25, 1994	Stetson	4	73-64
Jan. 28, 1995	Ole Miss	4	72-57
Feb. 15, 1995	Tennessee	3	70-48
March 5, 1995	Vanderbilt	4	69-58
Dec. 30, 1995	at Oklahoma	9	76-72 (OT)
Jan. 13, 1996	South Carolina	4	81-69
Jan. 27, 1996	LSU	1	73-70
Jan. 18, 1997	Alabama	5	85-66
Jan. 19, 1998	at Jacksonville	4	75-69
March 6, 1998	vs. Auburn (SEC)	3	68-64
Jan. 20, 1999	at LSU	2	77-58
Jan. 23, 1999	Tennessee	2	93-72
March 11, 1999	vs. Penn (NCAA)	11	75-61
March 13, 1999	vs. Weber State (NCAA)	5	82-74 (OT)
Dec. 11, 1999	Bethune-Cookman	2	93-77
Jan. 8, 2000	at Ole Miss	3	75-71
Jan. 10, 2001	at Mississippi State	7	81-80
Jan. 24, 2001	at Auburn	4	65-63
Feb. 10, 2001	Arkansas	6	73-63
Feb. 13, 2001	at LSU	7	81-74 (OT)
Dec. 14, 2002	at Maryland	1	69-64
Dec. 23, 2002	Charleston Southern	2	74-62
Jan. 7, 2003	at Mississippi State	6	74-66
Jan. 11, 2003	Georgia	5	66-63
Jan. 18, 2003	at South Carolina	7	77-75
Feb. 22, 2003	at Vanderbilt	2	77-74 (OT)
Nov. 28, 2003	vs. Arizona (N)	1	78-77
Dec. 20, 2003	vs. West Virginia (N)	6	70-57
Jan. 7, 2004	at South Carolina	2	65-62
March 12, 2004	vs. Alabama (SEC)	4	75-73 (OT)
Jan. 12, 2005	at Auburn	3	84-78 (OT)
Feb. 27, 2005	at South Carolina	10	66-65
March 2, 2005	at Georgia	4	50-38
Nov. 18, 2005	vs. Syracuse (N)	1	75-70
Nov. 25, 2005	Florida State	8	74-66
Jan. 28, 2006	Vanderbilt	3	81-58
Feb. 4, 2006	Kentucky	2	95-80
March 11, 2006	vs. LSU (SEC)	3	81-65
March 24, 2006	vs. Georgetown (NCAA)	2	57-53
Dec. 30, 2006	UAB	7	75-70
Jan. 6, 2007	Georgia	1	67-51
Jan. 24, 2007	at Mississippi State	4	70-67
Jan. 31, 2007	Vanderbilt	11	74-64

OVERTIME & 100-POINT GAMES

Halftime Comebacks (cont.)

Feb. 14, 2007	Alabama	11	76-67
March 18, 2007	Purdue (NCAA)	2	74-67
Dec. 15, 2007	Georgia Southern	9	52-49
Jan. 8, 2008	at Alabama	7	90-83
Jan. 23, 2008	at South Carolina	2	73-71
Jan. 3, 2009	North Carolina State	10	68-66
Nov. 20, 2009	Troy	1	80-58
Jan. 3, 2010	at North Carolina State	2	62-61
Feb. 6, 2010	Mississippi State	2	69-62
Feb. 20, 2010	at Ole Miss	1	64-61
Dec. 18, 2010	vs. Kansas State (N)	3	57-44
Jan. 20, 2011	at Auburn	1	45-40
Jan. 25, 2011	at Georgia	2	104-91 (2OT)
Feb. 12, 2011	Tennessee	6	61-60
Feb. 24, 2011	Georgia	7	71-62
March 11, 2011	vs. Tennessee (SEC)	5	85-74
March 12, 2011	vs. Vanderbilt (SEC)	8	77-66
Dec. 7, 2011	Arizona	1	78-72 (OT)
Jan. 14, 2012	at South Carolina	1	79-65
Jan. 26, 2012	at Ole Miss	10	64-60
Feb. 21, 2012	Auburn	3	63-47
Jan. 23, 2013	at Georgia	3	64-47
March 16, 2013	vs. Alabama (SEC)	3	61-51
Jan. 11, 2014	at Arkansas	1	84-82 (OT)
Feb. 4, 2014	Missouri	3	68-58
Feb. 11, 2014	at Tennessee	1	67-58
Feb. 15, 2014	at Kentucky	3	69-59
Feb. 19, 2014	Auburn	8	71-66
March 15, 2014	vs. Tennessee (SEC)	7	56-49

Biggest Comeback: 18 at South Carolina, Feb. 24, 1993

Biggest Comeback at Home: 14 vs. Vanderbilt, Dec. 18, 1967

Postseason: 11 vs. Penn, March 11, 1999; vs. Georgia, March 10, 1989

Overtime Games (48-40)

DATE	TEAM	SITE	W/L	SCORE
Feb. 20, 1922	Trinity	H	W	33-26
Jan. 11, 1930	Georgia	A	L	34-35
Jan. 15, 1938	Georgia	H	W	38-32
Feb. 23, 1951	Auburn	A	L	77-83
Jan. 14, 1960	Miami	H	L	65-70
Feb. 20, 1960	Vanderbilt*	H	W	81-75
Feb. 22, 1960	Georgia Tech*	H	L	55-69
Dec. 29, 1960	Navy	N	L	62-69
Feb. 20, 1961	Mississippi	H	W	81-77
Dec. 19, 1961	Georgia	A	L	72-78
Feb. 26, 1962	Georgia Tech	H	W	82-75
Nov. 30, 1962	Miami*	A	L	87-91 (2OT)
Dec. 3, 1962	Jacksonville*	H	W	82-81 (2OT)
Dec. 8, 1962	Texas Tech	A	W	71-69
Jan. 14, 1963	Alabama	H	W	69-67
Dec. 18, 1968	LSU	A	L	89-93
Feb. 8, 1969	Auburn	A	L	80-81
Jan. 12, 1970	Tennessee*	H	W	57-56
Jan. 17, 1970	West Virginia*	A	L	87-88
Jan. 4, 1971	Vanderbilt	H	W	84-82
Dec. 26, 1972	Rutgers	N	L	79-81
Feb. 5, 1973	Georgia Tech*	A	W	87-85
Feb. 10, 1973	Auburn*	A	W	76-75
Feb. 1, 1975	Vanderbilt*	H	W	101-90
Feb. 3, 1975	Mississippi State*	A	W	107-104 (2OT)
Dec. 27, 1975	Wake Forest	A	L	75-78
Jan. 26, 1976	Vanderbilt	H	L	81-85
Feb. 7, 1976	Mississippi State	A	W	78-71
Feb. 6, 1978	Vanderbilt	A	L	57-59 (2OT)
March 4, 1978	Tennessee	H	L	90-91 (3OT)
Dec. 15, 1978	Fairfield	N	W	109-99 (3OT)
Jan. 29, 1979	Vanderbilt*	A	W	90-87
Feb. 3, 1979	Auburn*	H	L	92-93
Feb. 24, 1979	Georgia	H	L	62-63
Dec. 13, 1980	Florida State	A	W	81-74 (2OT)
Feb. 13, 1982	Mississippi	H	L	57-58
March 3, 1982	Vanderbilt	N	L	46-47 (2OT)
Jan. 11, 1983	South Florida	A	W	92-79
Feb. 28, 1983	LSU*	H	L	87-91
March 3, 1983	Alabama*	A	L	99-106 (2OT)
Feb. 18, 1984	Tennessee	H	L	74-75 (2OT)
March 8, 1984	Tennessee	N	L	74-80
Feb. 6, 1985	Auburn	H	L	78-81

Jan. 2, 1986	Tennessee	A	W	77-75
Jan. 28, 1987	Alabama	H	W	90-80
Feb. 28, 1987	Alabama	A	L	85-86
Jan. 25, 1989	Vanderbilt	A	W	81-78
Feb. 25, 1989	Vanderbilt	H	W	83-80
Feb. 2, 1991	Mississippi	A	W	91-81 (2OT)
Feb. 6, 1991	Auburn	A	W	87-84
Feb. 12, 1992	Mississippi	A	W	86-84
Dec. 8, 1992	Jacksonville	H	W	82-75
Jan. 13, 1993	Georgia	A	W	81-77
March 25, 1994	Connecticut	N	W	69-60
Dec. 17, 1994	Florida State	N	W	71-65 (2OT)
Dec. 30, 1995	Oklahoma	N	W	76-72
Jan. 8, 1997	LSU	A	L	82-88
Jan. 22, 1997	Georgia	A	L	70-77
Feb. 4, 1998	Mississippi State	H	W	82-78
Feb. 27, 1999	Vanderbilt	A	L	70-71
March 13, 1999	Weber State	N	W	82-74
Jan. 18, 2000	Tennessee	H	L	79-81 (2OT)
Feb. 12, 2000	Tennessee	A	L	73-76
March 17, 2000	Butler	N	W	69-68
Feb. 13, 2001	LSU	A	W	81-74
Jan. 9, 2002	Tennessee	A	W	104-100
Jan. 26, 2002	Arkansas	A	L	92-94
March 15, 2002	Creighton	N	L	82-83 (2OT)
Dec. 21, 2002	Miami	N	W	94-93 (2OT)
Feb. 22, 2003	Vanderbilt	A	W	77-74
Dec. 10, 2003	Maryland	H	L	68-69
March 12, 2004	Alabama	N	W	75-73
Jan. 12, 2005	Auburn	A	W	84-78
Jan. 19, 2005	Tennessee	H	L	76-83
Feb. 18, 2006	Arkansas	A	L	81-85
Nov. 25, 2006	Kansas	N	L	80-82
Jan. 19, 2008	Kentucky	H	W	81-70
Jan. 3, 2009	North Carolina State	A	W	62-61
March 18, 2010	BYU	N	L	92-99 (2OT)
Dec. 20, 2010	Jacksonville	H	L	68-71
Jan. 11, 2011	Tennessee	A	W	81-75
Jan. 25, 2011	Georgia	A	W	104-91 (2OT)
Feb. 1, 2011	Vanderbilt	H	W	65-61
March 24, 2011	BYU*	N	W	83-74
March 26, 2011	Butler*	N	L	71-74
Dec. 7, 2011	Arizona	H	W	78-72
Dec. 29, 2011	Rutgers	A	L	83-85 (2OT)
Jan. 11, 2014	Arkansas	A	W	84-82 (OT)

*Denotes consecutive games.

Overall OT Record:	48-40
Home:	17-14
Away:	22-18
Neutral:	9-8
SEC Record:	36-27
Double Overtime:	7-8
Triple Overtime:	1-1
Current Streak:	W-1
Last Five:	3-2
Last 10:	6-4

Century Mark (73-2)

DATE	TEAM	SITE	W/L	SCORE
Dec. 9, 1953	Wofford	A	W	100-63
Dec. 12, 1955	Tampa	H	W	110-62
Dec. 28, 1956	Clemson\$	N	W	105-71
Dec. 1, 1958	Erskine	H	W	107-61
Feb. 6, 1959	Mississippi	H	W	102-97
March 3, 1962	Georgia	H	W	105-78
Jan. 7, 1963	Tulane	H	W	109-74
Dec. 11, 1963	Tampa	H	W	108-75
Dec. 26, 1963	Manhattan\$	N	W	100-75
Jan. 9, 1964	Miami	H	W	114-91
Jan. 4, 1965	LSU	H	W	102-62
Jan. 12, 1966	Miami	H	W	111-66
Dec. 3, 1966	Miami	H	W	113-88
Dec. 4, 1967	Jacksonville	H	W	109-73
Dec. 7, 1968	Miami&	N	W	111-62
Jan. 18, 1969	Furman	H	W	110-65
Jan. 25, 1971	Mississippi	H	W	106-86
Dec. 4, 1971	South Florida	H	W	116-87
Feb. 12, 1972	Auburn	H	L	100-103

Feb. 29, 1972	Chicago State	H	W	120-69
Dec. 1, 1972	Valdosta State	H	W	100-76
Dec. 17, 1973	Central Missouri State	H	W	109-72
Dec. 9, 1974	NW Missouri State	H	W	114-51
Feb. 1, 1975	Vanderbilt*	H	W	101-90
Feb. 3, 1975	Mississippi State*	A	W	107-104 (2OT)
Dec. 30, 1975	Roosevelt	H	W	121-54
Nov. 27, 1976	Mercer	H	W	105-63
Dec. 30, 1976	Holy Cross\$	N	W	101-85
Jan. 8, 1977	Georgia	A	W	101-76
Dec. 15, 1978	Fairfield#	N	W	109-99 (3OT)
Dec. 10, 1982	Jacksonville•	N	W	104-78
Nov. 24, 1984	UCF	H	W	106-55
Dec. 20, 1984	St. Thomas	A	W	120-66
Dec. 2, 1986	Western Carolina*	H	W	116-68
Dec. 4, 1986	Southern Methodist*	N	W	110-70
Dec. 29, 1986	Hawaii	A	W	115-83
Jan. 7, 1987	Mississippi State	H	W	100-56
Dec. 16, 1987	Ohio State	H	W	102-69
Dec. 10, 1988	LSU*	H	L	101-111
Dec. 19, 1988	Miami*	H	W	101-81
March 1, 1989	LSU	A	W	104-95
Jan. 26, 1994	Georgia	A	W	100-76
Dec. 30, 1996	Robert Morris+	N	W	106-69
Feb. 3, 1997	Jacksonville	H	W	102-82
Nov. 18, 1997	UCF	H	W	100-85
Nov. 30, 1998	Coastal Carolina	H	W	110-68
Dec. 20, 1998	Long Island*	H	W	119-61
Dec. 23, 1998	Morehead State*	H	W	117-70
Nov. 29, 1999	New Hampshire	H	W	131-72
Dec. 19, 1999	High Point	H	W	109-60
Dec. 28, 1999	VMI	H	W	113-68
Nov. 27, 2000	Florida Atlantic	H	W	100-42
Dec. 10, 2000	FAMU	H	W	125-50
Dec. 19, 2000	Bethune-Cookman	H	W	106-64
Dec. 28, 2000	Tulane*	A	W	103-85
Dec. 30, 2000	New Hampshire*	H	W	102-54
Nov. 28, 2001	New Hampshire	A	W	108-56
Dec. 18, 2001	High Point	H	W	103-49
Dec. 30, 2001	Belmont	H	W	107-55
Jan. 9, 2002	Tennessee	A	W	104-100 (OT)
Jan. 16, 2002	LSU	H	W	102-70
Nov. 25, 2003	Montana State	H	W	112-73
Dec. 2, 2003	FAMU	H	W	102-78
Dec. 22, 2003	Northeastern	H	W	101-84
Dec. 27, 2003	Eastern Kentucky	H	W	109-63
Dec. 19, 2004	Georgia Southern	H	W	100-68
Dec. 18, 2005	Jacksonville	H	W	101-58
Jan. 18, 2006	Savannah State	H	W	113-67
Nov. 24, 2006	Western Kentucky	H	W	101-68
March 16, 2007	Jackson State	H	W	112-69
Nov. 14, 2007	N.C. Central	H	W	105-51
Nov. 20, 2007	North Florida	H	W	102-51
Nov. 18, 2010	North Carolina A&T	H	W	105-55
Jan. 25, 2011	Georgia	A	W	104-91 (2OT)
Nov. 25, 2011	Jacksonville	H	W	107-62

\$ - Gator Bowl Tournament • - Florida Four Tourney

& - Sunshine State Classic + - Fiesta Bowl Classic

- Industrial National Classic * - Denotes consecutive games

90-Point Games by Coach

Billy Donovan	80
Norm Sloan	45
John Lotz	34
Tommy Bartlett	28
John Mauer	17
Lon Kruger	11
Don Devoe	3
Sam McAllister	1
Total	219

100-Point Games by Coach

Billy Donovan	33
Norm Sloan	18
Tommy Bartlett	9
John Lotz	9
John Maurer	5
Lon Kruger	1
Total	75

NATIONAL TV GAMES

Florida on National TV

Date	Network	Opponent	Score
2013-14 (29)			
Nov. 12	ESPN2	Wisconsin (A)	53-59
Nov. 29	ESPN2	Florida State (H)	67-66
Dec. 2	ESPN2	Connecticut (A)	64-65
Dec. 10	ESPN	Kansas (H)	67-61
Dec. 17	ESPN	Memphis (N)	77-75
Dec. 21	FSN	Fresno State (N)	66-49
Jan. 11	ESPN2	Arkansas (A)	84-82 (OT)
Jan. 14	ESPNU	Georgia (H)	72-50
Jan. 23	ESPN2	Alabama (A)	68-62
Jan. 25	ESPN	Tennessee (H)	67-41
Jan. 30	ESPN2	Mississippi State (A)	62-51
Feb. 4	ESPN	Missouri (H)	68-58
Feb. 8	ESPN	Alabama (H)	78-69
Feb. 11	ESPN	Tennessee (A)	67-58
Feb. 15	ESPN	Kentucky (A)	69-59
Feb. 19	FSN	Auburn (H)	71-66
Feb. 22	CBS	Ole Miss (A)	75-71
Feb. 25	CBS	Vanderbilt (A)	57-54
March 1	CBS	LSU (H)	79-61
March 4	ESPNU	South Carolina (A)	72-46
March 8	CBS	Kentucky (H)	85-65
March 14	ESPNU	Missouri (N)	72-49
March 15	ABC	Tennessee (N)	56-49
March 16	ESPN	Kentucky (N)	61-60
March 20	TBS	Albany (N)	67-55
March 22	CBS	Pittsburgh (N)	61-45
March 27	CBS	UCLA (N)	79-68
March 29	TBS	Dayton (N)	62-52
April 5	TBS	Connecticut (N)	53-63

2012-13 (26)

Nov. 14	ESPN2	Wisconsin (H)	74-56
Nov. 23	ESPN2	Marquette (H)	82-49
Dec. 5	ESPNU	Florida State (A)	72-47
Dec. 15	ESPN	Arizona (A)	64-65
Dec. 22	ESPN2	Kansas State (A)	61-67
Dec. 29	FSN	Air Force (N)	78-61
Jan. 6	NBCSN	Yale (A)	79-58
Jan. 12	ESPNU	LSU (A)	74-52
Jan. 17	ESPN2	Texas A&M (A)	68-47
Jan. 19	ESPN	Missouri (H)	83-52
Jan. 26	ESPN2	Mississippi State (A)	82-47
Feb. 2	ESPNU	Ole Miss (H)	78-64
Feb. 5	ESPN	Arkansas (A)	69-80
Feb. 12	ESPN	Kentucky (H)	69-52
Feb. 19	ESPN	Missouri (A)	60-63
Feb. 23	ESPNU	Arkansas (H)	71-54
Feb. 26	ESPN	Tennessee (A)	58-64
March 2	ESPN	Alabama (H)	64-52
March 9	CBS	Kentucky (A)	57-61
March 15	ESPNU	LSU (N)	80-58
March 16	ABC	Alabama (N)	61-51
March 17	ABC	Ole Miss (N)	63-66
March 22	TRU	Northwestern State (N)	79-47
March 24	TNT	Minnesota (N)	78-64
March 29	TBS	Florida Gulf Coast (N)	62-50
March 31	CBS	Michigan (N)	59-79

2011-12 (23)

Nov. 15	ESPN2	Ohio State (A)	74-81
Dec. 2	ESPN	Syracuse (A)	68-72
Dec. 7	ESPN	Arizona (H)	78-72 (OT)
Dec. 17	FSN	Texas A&M (N)	84-64
Dec. 22	ESPNU	Florida State (H)	82-64
Dec. 29	ESPN2	Rutgers (A)	83-85 (2OT)
Dec. 31	ESPNU	Yale (H)	90-70
Jan. 7	ESPN2	Tennessee (A)	56-67
Jan. 10	ESPN	Georgia (H)	70-48
Jan. 26	ESPN2	Ole Miss (A)	64-60
Feb. 2	ESPN2	South Carolina (H)	74-66
Feb. 4	CBS	Vanderbilt (H)	73-65
Feb. 7	ESPN	Kentucky (A)	58-78
Feb. 14	ESPN	Alabama (A)	61-52
Feb. 18	ESPN2	Arkansas (A)	98-68
Feb. 21	ESPNU	Auburn (H)	63-47
Feb. 28	ESPN	Vanderbilt (A)	67-77
March 4	CBS	Kentucky (H)	59-74

March 10	ABC	Kentucky (N)	71-74
March 16	TNT	Virginia (N)	71-45
March 18	TNT	Norfolk State (N)	84-50
March 22	TBS	Marquette (N)	68-58
March 24	CBS	Louisville (N)	68-72

2010-11 (25)

Nov. 16	ESPN	Ohio State (H)	75-93
Nov. 28	FSN	Florida State (A)	55-51
Dec. 1	FSN	UCF (N)	54-57
Dec. 9	ESPN2	Kent State (H)	65-52
Dec. 18	FSN	Kansas State (N)	57-44
Dec. 31	ESPN2	Xavier (A)	71-67
Jan. 3	ESPNU	Rhode Island (H)	84-59
Jan. 11	ESPN	Tennessee (A)	81-75
Jan. 20	ESPN	Auburn (A)	45-40
Jan. 25	ESPN	Georgia (A)	104-91 (2OT)
Jan. 29	CBS	Mississippi State (A)	64-71
Feb. 1	ESPN	Vanderbilt (H)	65-61
Feb. 5	ESPN	Kentucky (H)	70-68
Feb. 12	ESPN	Tennessee (H)	61-60
Feb. 20	ESPN	LSU (A)	68-61
Feb. 24	ESPN2/3D	Georgia (H)	71-62
Feb. 26	CBS	Kentucky (A)	68-76
March 1	ESPNU	Alabama (H)	78-51
March 5	ESPN	Vanderbilt (A)	86-76
March 12	ABC	Vanderbilt (N)	77-66
March 13	ABC	Kentucky (N)	54-70
March 17	TBS	UC Santa Barbara (N)	79-51
March 19	CBS	UCLA (N)	73-65
March 24	TBS	BYU (N)	83-74 (OT)
March 26	CBS	Butler (N)	71-74 (OT)

2009-10 (16)

Nov. 24	FSN	Florida State (H)	68-52
Dec. 10	ESPN	Syracuse (N)	73-85
Jan. 3	FSN	N.C. State (A)	62-61 (OT)
Jan. 9	ESPN2	Vanderbilt (A)	87-95
Jan. 12	ESPN	Kentucky (H)	77-89
Jan. 21	ESPN	Arkansas (A)	71-66
Jan. 23	ESPN	South Carolina (H)	58-56
Jan. 31	CBS	Tennessee (A)	60-61
Feb. 4	ESPNU	Alabama (A)	66-65
Feb. 13	ESPN	Xavier (H)	64-76
Feb. 18	ESPN	Auburn (H)	78-70
Feb. 20	CBS	Ole Miss (A)	64-61
Feb. 23	ESPN	Tennessee (H)	75-62
March 2	ESPN	Vanderbilt (H)	60-64
March 7	CBS	Kentucky (A)	66-74
March 18	CBS	BYU (N)	92-99 (2OT)

2008-09 (16)

Nov. 14	ESPNU	Toledo (H)	80-58
Nov. 16	ESPN	Bradley (H)	81-58
Nov. 24	ESPN2	Syracuse (N)	83-89
Nov. 25	ESPNU	Washington (N)	86-84
Dec. 7	FSN	Florida State (A)	55-57
Jan. 3	CBS	N.C. State (H)	68-66
Jan. 25	CBS	Vanderbilt (A)	94-69
Jan. 31	ESPN	Tennessee (A)	63-79
Feb. 3	ESPN	South Carolina (H)	97-93
Feb. 10	ESPN	Kentucky (A)	65-68
Feb. 14	ABC	Georgia (A)	86-88
Feb. 24	ESPN	LSU (A)	75-81
March 1	CBS	Tennessee (H)	75-79
March 7	CBS	Kentucky (H)	60-53
March 20	ESPNU	Miami (H)	74-60
March 24	ESPN	Penn State (H)	62-71

2007-08 (10)

Dec. 22	CBS	Ohio State (A)	49-62
Jan. 8	ESPN	Alabama (A)	90-83
Jan. 19	ESPN	Kentucky (H)	81-70 (OT)
Feb. 5	ESPN	Tennessee (A)	82-104
March 1	CBS	Mississippi State (H)	59-68
March 9	CBS	Kentucky (A)	70-75
March 19	ESPN	San Diego State (H)	73-49
March 21	ESPU	Creighton (H)	82-54
March 25	ESPN	Arizona State (A)	70-57
April 1	ESPN2	Massachusetts (N)	66-78

2006-07 (16)

Nov. 25	ESPN	Kansas (N)	80-82 (OT)
Dec. 3	FSN	Florida State (A)	66-70
Dec. 23	CBS	Ohio State (H)	86-60
Jan. 9	ESPN	Arkansas (H)	79-72
Feb. 10	ESPN	Kentucky (A)	64-61
Feb. 17	CBS	Vanderbilt (A)	70-83
Feb. 24	CBS	LSU (A)	56-66
Feb. 27	ESPN	Tennessee (A)	76-86
March 4	CBS	Kentucky (H)	85-72
March 11	CBS	Arkansas (N)	77-56
March 16	CBS	Jackson State (N)	112-69
March 18	CBS	Purdue (N)	74-67
March 23	CBS	Butler (N)	65-57
March 25	CBS	Oregon (N)	85-77
March 31	CBS	UCLA (N)	76-66
April 2	CBS	Ohio State (N)	84-75

2005-06 (13)

Nov. 17	ESPN	Wake Forest (N)	77-72
Nov. 18	ESPN2	Syracuse (N)	75-70
Jan. 31	ESPN2	Ole Miss (A)	69-58
Feb. 4	ESPN2	Kentucky (H)	95-80
Feb. 26	CBS	Alabama (A)	77-82
March 5	CBS	Kentucky (A)	79-64
March 12	CBS	South Carolina (N)	49-47
March 16	CBS	South Alabama (N)	76-50
March 18	CBS	UW-Milwaukee (N)	82-60
March 24	CBS	Georgetown (N)	57-53
March 26	CBS	Villanova (N)	75-62
April 1	CBS	George Mason (N)	73-58
April 3	CBS	UCLA (N)	73-57

2004-05 (9)

Dec. 11	ESPN	Louisville (H)	70-74
Jan. 25	ESPN2	Georgia (H)	70-47
Feb. 1	ESPN2	Mississippi State (A)	57-71
Feb. 8	ESPN	Kentucky (A)	66-69
Feb. 27	CBS	South Carolina (A)	66-65
March 6	CBS	Kentucky (H)	53-52
March 13	CBS	Kentucky (N)	70-53
March 18	CBS	Ohio (N)	67-62
March 20	CBS	Villanova (N)	65-76

2003-04 (11)

Nov. 28	ESPN2	Arizona (N)	78-77
Dec. 10	ESPN	Maryland (H)	68-69 (OT)
Dec. 13	ESPN	Louisville (A)	65-73
Jan. 24	CBS	Auburn (H)	68-52
Jan. 27	ESPN2	Alabama (A)	88-78
Feb. 3	ESPN	Kentucky (H)	65-68
Feb. 17	ESPN	Georgia (A)	62-76
Feb. 21	ESPN2	Ole Miss (A)	81-66
March 7	CBS	Kentucky (A)	62-82
March 14	CBS	Kentucky (N)	73-89
March 18	CBS	Manhattan (N)	60-75

2002-03 (12)

Nov. 19	ESPN	Louisiana Tech (H)	76-55
Nov. 27	ESPN2	Stanford (N)	65-69
Dec. 14	CBS	Maryland (A)	69-64
Jan. 7	ESPN	Mississippi State (A)	74-66
Jan. 28	ESPN	LSU (A)	70-53
Feb. 4	ESPN	Kentucky (A)	55-70
Feb. 8	CBS	Alabama (H)	75-56
Feb. 25	ESPN	South Carolina (H)	93-63
March 4	ESPN	Georgia (A)	81-82
March 8	CBS	Kentucky (H)	67-69
March 21	CBS	Sam Houston (N)	85-55
March 23	CBS	Michigan State (N)	46-68

2001-02 (13)

Nov. 8	ESPN2	Temple (N)	72-64
Nov. 9	ESPN	Arizona (N)	71-75
Dec. 5	ESPN	Michigan State (H)	74-70
Dec. 8	ESPN2	South Florida (A)	92-73
Jan. 12	CBS	Vanderbilt (A)	95-85
Jan. 26	CBS	Arkansas (A)	92-94 (OT)
Jan. 29	ESPN	Kentucky (H)	68-70
Feb. 5	ESPN2	South Carolina (A)	72-63

NATIONAL TV GAMES

Feb. 12	ESPN	Georgia (A)	85-70
Feb. 23	CBS	Alabama (A)	64-65
Feb. 26	ESPN	Tennessee (H)	68-62
March 2	CBS	Kentucky (A)	67-70
March 15	CBS	Creighton (N)	82-83 (OT)

2000-01 (9)

Dec. 2	ESPN	DePaul (H)	83-76
Dec. 6	ESPN	Michigan State (A)	83-99
Jan. 30	ESPN	Tennessee (H)	81-67
Feb. 6	ESPN2	Kentucky (A)	70-71
Feb. 13	ESPN	LSU (A)	81-74 (OT)
Feb. 18	CBS	Tennessee (A)	88-82
March 4	CBS	Kentucky (H)	94-86
March 16	CBS	Western Kentucky (N)	69-56
March 18	CBS	Temple (N)	54-75

1999-00 (14)

Nov. 23	ESPN	Purdue (N)	68-79
Dec. 22	ESPN	Rutgers (N)	85-65
Jan. 18	ESPN	Tennessee (H)	79-81 (2OT)
Jan. 26	ESPN	DePaul (N)	69-71
Feb. 8	ESPN2	Kentucky (H)	90-73
Feb. 15	ESPN	Arkansas (A)	80-71
Feb. 27	CBS	Auburn (H)	88-59
March 4	CBS	Kentucky (A)	70-85
March 17	CBS	Butler (N)	69-68
March 19	CBS	Illinois (N)	93-76
March 24	CBS	Duke (N)	87-78
March 26	CBS	Oklahoma State (N)	77-65
April 1	CBS	North Carolina (N)	71-59
April 3	CBS	Michigan State (N)	76-89

1998-99 (7)

Dec. 9	ESPN	Duke (A)	86-116
Jan. 16	CBS	Auburn (A)	69-88
Feb. 4	ESPN	Kentucky (H)	75-68
Feb. 16	ESPN	Arkansas (H)	74-61
March 11	CBS	Penn (N)	75-61
March 13	CBS	Weber State (N)	82-74 (OT)
March 18	CBS	Gonzaga (N)	72-73

1997-98 (3)

Jan. 17	ESPN	LSU (H)	63-66
Feb. 1	ABC	Kentucky (A)	86-78
March 11	ESPN	Georgetown (H)	69-71

1995-96 (4)

Jan. 11	ESPN	Kansas (H)	54-69
Jan. 27	CBS	LSU (H)	73-70
Feb. 13	ESPN	Vanderbilt (A)	56-70
Feb. 24	CBS	Kentucky (H)	63-94

1994-95 (9)

Nov. 29	ESPN	Boston College (N)	91-65
Dec. 3	ESPN	Wake Forest (N)	81-70
Dec. 7	ESPN	Kansas (A)	63-69
Jan. 10	ESPN	Kentucky (H)	67-83
Jan. 14	CBS	Villanova (H)	70-72
Feb. 7	ESPN	Georgia (A)	82-66
Feb. 28	ESPN	Arkansas (H)	85-94
March 5	ABC	Vanderbilt (A)	69-58
March 17	CBS	Iowa State (N)	61-64

1993-94 (8)

Dec. 29	ESPN	Louisville (N)	68-83
Jan. 15	ESPN	South Carolina (A)	77-75
Jan. 18	ESPN	Kentucky (H)	59-57
March 17	CBS	James Madison (N)	64-62
March 19	CBS	Pennsylvania (N)	70-58
March 25	CBS	Connecticut (N)	69-60 (OT)
March 27	CBS	Boston College (N)	74-66
April 2	CBS	Duke (N)	65-70

1991-92 (1)

Feb. 22	ESPN	South Carolina (A)	50-48
---------	------	--------------------	-------

1990-91 (1)

Feb. 12	ESPN	Georgia (H)	90-75
---------	------	-------------	-------

1989-90 (6)

Jan. 2	ESPN	Ole Miss (A)	60-75
Jan. 27	CBS	LSU (A)	52-70
Jan. 30	ESPN	Alabama (A)	44-57
Feb. 6	ESPN	Georgia (A)	65-70
Feb. 10	CBS	Georgetown (A)	40-56
Feb. 27	ESPN	LSU (H)	76-63

1988-89 (8)

Dec. 6	ESPN	Illinois (A)	67-97
Dec. 10	ESPN	LSU (H)	101-111
Dec. 22	USA	Pittsburgh (H)	87-90
Jan. 5	ESPN	Ole Miss (A)	71-80
Jan. 12	ESPN	Kentucky (H)	56-69
Feb. 4	CBS	Stanford (N)	69-84
Feb. 11	NBC	Kentucky (A)	59-53
March 17	CBS	Colorado State (N)	46-68

1987-88 (7)

Dec. 16	ESPN	Ohio State (H)	102-69
Jan. 2	CBS	Pittsburgh (A)	68-80
Feb. 6	ESPN	Auburn (H)	57-58
Feb. 20	NBC	Kentucky (H)	83-76
March 6	ABC	LSU (A)	69-86
March 17	CBS	St. John's (N)	62-59
March 19	CBS	Michigan (N)	85-108

1986-87 (4)

Dec. 16	ESPN	LSU (H)	96-75
March 13	ESPN	N.C. State (N)	82-70
March 15	CBS	Purdue (N)	85-66
March 19	CBS	Syracuse (N)	81-87

1985-86 (4)

Jan. 18	CBS	Kentucky (H)	55-72
Feb. 1	ESPN	Tennessee (H)	69-61
March 6	ESPN	LSU (N)	66-72
March 24	ESPN	Wyoming (N)	58-67

1984-85 (5)

Jan. 10		Vanderbilt (A)	68-64
Jan. 19		Kentucky (A)	67-55
Jan. 26	Lorimar	Alabama (H)	86-77
Feb. 16		Georgia (A)	56-80
March 2		Mississippi State (A)	69-63

1983-84 (3)

Jan. 17	USA	Kentucky (H)	69-57
Jan. 24	USA	Georgia (A)	77-69
Feb. 24	TBS	Ole Miss (A)	59-53

1982-83 (4)

Jan. 8	TVS	Auburn (H)	92-75
Jan. 25	ESPN	Georgia (H)	79-83
Feb. 1	ESPN	LSU (A)	69-78
Feb. 19	NBC	Tennessee (A)	53-78

1981-82 (3)

Jan. 9		Auburn (A)	60-80
Jan. 27		Vanderbilt (A)	48-51
Jan. 30		LSU (H)	59-61

1980-81 (3)

Jan. 24		Alabama (H)	97-91
Jan. 28		Vanderbilt (H)	70-72
Feb. 7		Auburn (A)	55-50

1979-80 (3)

Jan. 17		Kentucky (H)	63-76
Jan. 19	TVS	Alabama (A)	62-80
Jan. 21		Vanderbilt (A)	85-105

1978-79 (4)

Jan. 3		Kentucky (H)	76-65
Jan. 15		Ole Miss (A)	45-58
Feb. 17		Mississippi State (A)	64-80
Feb. 24		Georgia (H)	62-63 (OT)

1977-78 (4)

Jan. 9	DLP-TV	Vanderbilt (H)	67-65
Jan. 23	DLP-TV	Ole Miss (A)	61-56
Feb. 27	TVS	Alabama (A)	70-81
March 4	NBC	Tennessee (H)	90-91 (3OT)

1976-77 (1)

Jan. 15		Vanderbilt (H)	83-72
---------	--	----------------	-------

1975-76 (1)

Jan. 31		Auburn (H)	86-92
---------	--	------------	-------

1974-75 (2)

Jan. 4		Mississippi St. (H)	94-82
Feb. 15		Auburn (A)	75-76

1973-74 (1)

March 9		Vanderbilt (H)	80-77
---------	--	----------------	-------

1972-73 (2)

Jan. 24	TVS	Alabama (A)	74-82
Jan. 27		Mississippi State (H)	66-64

1971-72 (2)

Feb. 26	TVS	Mississippi State (H)	88-80
March 11	TVS	Alabama (A)	82-86

1970-71 (2)

Feb. 6	TVS	Auburn (A)	70-85
Feb. 27	TVS	Georgia (H)	61-62

1969-70 (2)

Jan. 24	TVS	Mississippi State (A)	77-79
Jan. 31	TVS	Georgia (H)	64-68

1968-69 (3)

Feb. 1	TVS	Georgia (A)	73-69
Feb. 15	TVS	Kentucky (H)	82-81
Feb. 22	TVS	Mississippi State (A)	96-79

1967-68 (2)

Jan. 13	TVS	Kentucky (H)	96-78
Feb. 10	TVS	LSU (A)	92-93

1966-67 (2)

Jan. 7	TVS	LSU (A)	87-70
Feb. 4	TVS	Vanderbilt (H)	83-75

1965-66 (2)

Jan. 22	TVS	Georgia (A)	65-52
Feb. 19	TVS	Vanderbilt (H)	86-89

1964-65 (1)

Jan. 23	TVS	Kentucky (H)	84-68
---------	-----	--------------	-------

Number of Games by Channel

ESPN	114
CBS	100
ESPN2	37
TVS	20
ESPNU	19
FSN	11
ABC	10
TBS	8
NBC	4
TNT	3
USA	3
DLP-TV	2
NBC Sports Network	1
truTV	1
Lorimar	1

ALL-TIME SERIES SCORES

Air Force (2-0)

Dec. 27, 1963	GBT	W	74-68
Dec. 29, 2012	N	W	78-61

Alabama (64-73)

Jan. 17, 1927	A	L	44-49
Feb. 18, 1928	A	L	31-36
Feb. 20, 1928	A	W	29-21
Feb. 11, 1929	H	W	22-21
Feb. 12, 1929	H	W	34-23
Feb. 15, 1929	A	L	28-58
Feb. 16, 1929	A	L	33-47
Jan. 15, 1932	A	L	19-32
Jan. 16, 1932	A	L	11-26
Feb. 26, 1934	SEC	L	25-41
Feb. 7, 1935	A	L	25-27
Dec. 14, 1939	H	L	45-48
Dec. 15, 1939	H	L	38-47
Dec. 16, 1940	A	W	36-28
Dec. 17, 1940	A	L	22-28
Dec. 15, 1941	H	L	30-37
Dec. 16, 1941	H	L	28-33
Dec. 11, 1942	A	L	30-39
Dec. 12, 1942	A	L	26-32
Dec. 15, 1946	A	L	18-45
Jan. 7, 1950	H	L	48-51
Jan. 20, 1951	H	W	59-55
Feb. 24, 1951	A	L	61-79
Jan. 5, 1952	H	W	55-53
Feb. 4, 1952	A	L	59-67
Jan. 5, 1953	H	W	69-64
Feb. 6, 1953	A	W	61-60
Feb. 1, 1954	H	L	71-80
Feb. 15, 1954	A	L	58-85
Jan. 31, 1955	A	W	76-74
Feb. 14, 1955	H	L	80-89
Feb. 13, 1956	A	L	74-108
March 5, 1956	H	L	75-82
Jan. 26, 1957	A	W	93-71
Feb. 11, 1957	H	L	65-66
Jan. 13, 1958	H	W	66-62
Feb. 10, 1958	A	L	55-62
Jan. 12, 1959	H	L	77-82
Feb. 7, 1959	A	L	59-67
Jan. 11, 1960	H	W	89-76
Feb. 6, 1960	A	L	56-67
Jan. 30, 1961	H	W	52-50
Feb. 11, 1961	A	L	56-64
Jan. 15, 1962	H	W	74-53
Feb. 10, 1962	A	W	69-62
Jan. 14, 1963	H	W	69-67 (OT)
Feb. 9, 1963	A	L	74-75
Jan. 27, 1964	H	W	86-60
Feb. 8, 1964	A	W	97-91
Jan. 25, 1965	A	W	67-51
Jan. 3, 1966	H	W	56-53
Jan. 28, 1967	A	W	86-74
Feb. 6, 1967	H	W	82-50
Jan. 27, 1968	H	W	88-75
Feb. 5, 1968	A	W	64-59
Dec. 16, 1968	A	W	56-45
March 8, 1969	H	W	73-60
Jan. 7, 1970	H	W	79-70
March 7, 1970	A	L	78-89
Jan. 6, 1971	A	L	63-70
March 6, 1971	H	W	79-66
Jan. 3, 1972	H	W	79-77
March 11, 1972	A	L	82-86
Jan. 3, 1973	A	L	56-69
Jan. 24, 1973	H	L	74-82
Jan. 28, 1974	A	L	79-98
March 2, 1974	H	W	64-61
Jan. 27, 1975	H	L	67-73
March 1, 1975	A	L	75-100
Jan. 12, 1976	H	W	71-70
Feb. 9, 1976	A	L	73-79
Jan. 5, 1977	H	L	71-83
March 7, 1977	A	L	70-83
Jan. 30, 1978	H	W	84-73
Feb. 27, 1978	A	L	70-81

Jan. 22, 1979	H	L	66-77
Feb. 19, 1979	A	L	76-90
Feb. 28, 1979	N	L	64-81
Jan. 19, 1980	H	L	73-84
Feb. 16, 1980	A	L	62-80
Jan. 24, 1981	H	W	97-91
Feb. 21, 1981	A	L	43-62
Jan. 23, 1982	A	L	71-82
Feb. 20, 1982	H	L	69-70
Jan. 3, 1983	H	W	89-85
March 3, 1983	A	L	99-106 (20T)
Jan. 2, 1984	A	L	61-63
March 1, 1984	H	W	81-62
Jan. 26, 1985	H	W	86-77
March 26, 1985	A	L	66-81
Jan. 25, 1986	A	L	64-67
Feb. 26, 1986	H	W	77-65
Jan. 28, 1987	H	W	90-80 (OT)
Feb. 28, 1987	A	L	85-86 (OT)
Feb. 3, 1988	A	W	74-64
March 5, 1988	H	W	52-45
Feb. 1, 1989	H	W	85-76
March 4, 1989	A	L	63-83
March 12, 1989	SEC	L	60-72
Jan. 30, 1990	A	L	44-57
March 3, 1990	H	L	54-63
Jan. 9, 1991	A	L	64-72
Feb. 9, 1991	H	L	80-88
March 8, 1991	SEC	L	65-71
Feb. 1, 1992	A	L	56-68
March 13, 1992	SEC	L	60-62
Feb. 3, 1993	H	W	69-59
Jan. 22, 1994	A	L	61-69
March 12, 1994	SEC	W	68-52
Feb. 25, 1995	H	L	66-69
Jan. 31, 1996	A	L	65-68
Jan. 18, 1997	H	W	85-66
March 6, 1997	SEC	L	66-80
Feb. 14, 1998	A	L	66-80
Jan. 27, 1999	H	W	72-68
Jan. 22, 2000	A	W	77-73
Feb. 24, 2001	H	W	89-68
March 9, 2001	SEC	W	69-61
Feb. 23, 2002	A	L	74-75
Feb. 8, 2003	H	W	75-56
Jan. 27, 2004	A	W	88-78
March 12, 2004	SEC	W	75-73 (OT)
Feb. 5, 2005	H	W	85-54
March 12, 2005	SEC	W	68-62
Feb. 26, 2006	A	L	77-82
Feb. 14, 2007	H	W	76-67
Jan. 8, 2008	A	W	90-83
March 13, 2008	SEC	L	69-80
Feb. 18, 2009	H	W	83-74
Feb. 4, 2010	A	W	66-65
March 1, 2011	H	W	78-51
Feb. 14, 2012	A	W	61-52
March 9, 2012	SEC	W	66-63
March 2, 2013	H	W	64-52
March 16, 2013	SEC	W	61-51
Jan. 23, 2014	A	W	68-62
Feb. 8, 2014	H	W	78-69

Alabama State (2-0)

Nov. 28, 2005	H	W	87-60
Nov. 11, 2012	H	W	84-35

Alaska-Anchorage (3-0)

Nov. 27, 1982	A	W	72-52
Nov. 26, 1988	A	W	83-72
Dec. 8, 1990	N	W	92-81

Albany (2-0)

Nov. 10, 2005	H	W	83-64
March 20, 2014	N	W	67-55

Albany YMCA (3-2)

Jan. 26, 1922	A	L	17-27
1923-24	A	L	13-66

Feb. 17, 1929	A	W	50-45
Feb. 16, 1933	A	W	56-40
Feb. 2, 1938	A	W	34-27

American University (3-0)

Dec. 23, 2000	H	W	76-33
Dec. 28, 2009	H	W	76-60
Dec. 5, 2010	N	W	67-48

Arizona (2-2)

Nov. 9, 2001	N	L	71-75
Nov. 28, 2003	N	W	78-77
Dec. 7, 2011	H	W	78-72 (OT)
Dec. 15, 2012	A	L	64-65

Arizona State (2-0)

Dec. 29, 1984	N	W	87-73
March 25, 2008	A	W	70-57

Arkansas (17-11)

Jan. 22, 1992	A	L	62-75
Feb. 6, 1993	H	L	66-74
Feb. 12, 1994	A	L	87-99
Feb. 28, 1995	H	L	85-94
Jan. 3, 1996	A	L	60-75
Jan. 5, 1997	H	W	75-62
Jan. 14, 1998	A	L	84-89
Feb. 16, 1999	H	W	74-61
March 5, 1999	SEC	L	74-75
Feb. 15, 2000	A	W	80-71
Feb. 10, 2001	H	W	73-63
Jan. 26, 2002	A	L	92-94 (OT)
Feb. 1, 2003	H	W	77-66
Feb. 28, 2004	A	W	73-68
Jan. 8, 2005	H	W	82-74
Feb. 18, 2006	A	L	81-85 (OT)
March 10, 2006	SEC	W	74-71
Jan. 9, 2007	H	W	79-72
March 11, 2007	N	W	77-56
Feb. 2, 2008	A	L	61-80
Jan. 17, 2009	H	W	80-65
March 12, 2009	SEC	W	73-58
Jan. 21, 2010	A	W	71-66
Jan. 22, 2011	H	W	75-43
Feb. 18, 2012	A	W	98-68
Feb. 5, 2013	A	L	69-80
Feb. 23, 2013	H	W	71-54
Jan. 11, 2014	A	W	84-82 (OT)

Arkansas-Little Rock (1-0)

Nov. 16, 2014	H	W	86-56
---------------	---	---	-------

Army (1-0)

Dec. 18, 1972	MSG	W	80-71
---------------	-----	---	-------

Atwater Kent (2-0)

Jan. 3, 1931	A	W	38-26
Jan. 6, 1931	H	W	34-16

Auburn (75-87)

Jan. 15, 1927	A	L	34-51
Feb. 9, 1927	H	L	28-40
Jan. 13, 1928	H	L	23-39
Jan. 14, 1928	H	L	33-43
Feb. 21, 1928	A	L	28-50
Feb. 22, 1928	A	L	29-38
Jan. 25, 1929	H	W	44-34
Jan. 26, 1929	H	L	32-39
Feb. 18, 1929	A	W	46-29
Feb. 19, 1929	A	L	26-51
Jan. 22, 1932	H	L	26-43
Jan. 23, 1932	H	L	21-28
Feb. 17, 1933	A	L	30-32
Feb. 18, 1933	A	L	11-16
Feb. 16, 1934	H	W	39-21
Feb. 17, 1934	H	L	21-23
Feb. 8, 1935	A	W	35-25

Feb. 9, 1935	A	L	34-39
Feb. 21, 1936	H	L	16-32
Feb. 22, 1936	H	W	20-13
Feb. 12, 1937	A	L	34-35
Feb. 13, 1937	A	L	40-51
Feb. 25, 1938	H	W	43-34
Feb. 26, 1938	H	W	51-35
Feb. 24, 1939	A	L	38-40
Feb. 25, 1939	A	W	31-25
Feb. 24, 1940	A	W	42-37
Feb. 19, 1942	A	L	23-47
Feb. 20, 1942	A	L	36-38
Feb. 12, 1945	A	W	58-33
Feb. 13, 1945	A	L	40-42
Feb. 19, 1945	H	L	41-43
Feb. 20, 1945	H	W	62-48
Jan. 29, 1946	A	L	36-49
Jan. 30, 1946	A	L	40-51
Feb. 8, 1946	H	L	53-60
Feb. 9, 1946	H	W	53-34
Jan. 17, 1947	H	W	48-32
Jan. 18, 1947	H	W	39-28
Feb. 7, 1947	A	W	48-42
Feb. 8, 1947	A	L	30-36
Dec. 12, 1947	H	L	41-43
Dec. 13, 1947	H	W	47-39
Feb. 6, 1948	A	L	50-53
Feb. 7, 1948	A	W	39-37
Jan. 8, 1949	H	W	61-45
Feb. 17, 1949	A	L	43-44
Jan. 14, 1950	A	L	46-72
Feb. 20, 1950	H	W	43-41
Feb. 17, 1951	H	W	82-61
Feb. 23, 1951	A	L	77-83 (OT)
Jan. 3, 1952	H	W	64-63
Feb. 8, 1952	A	L	52-61
Feb. 4, 1953	A	W	66-62
Feb. 21, 1953	H	W	71-67
Jan. 29, 1954	H	L	76-83
Feb. 13, 1954	A	L	65-85

ALL-TIME SERIES SCORES

Jan. 13, 1975	H	L	68-84
Feb. 15, 1975	A	L	75-76
Jan. 31, 1976	H	L	86-92
Feb. 28, 1976	A	L	80-89
Jan. 22, 1977	A	W	77-73
Feb. 19, 1977	H	W	79-68
Jan. 14, 1978	H	L	72-81
Feb. 11, 1978	A	L	84-92
Jan. 6, 1979	A	L	86-91
Feb. 3, 1979	H	L	92-93 (OT)
Jan. 5, 1980	H	W	70-60
Feb. 2, 1980	A	L	62-82
Jan. 10, 1981	H	W	63-59
Feb. 7, 1981	A	W	55-50
March 4, 1981	SEC	W	50-48 (OT)
Jan. 9, 1982	A	L	60-80
Feb. 6, 1982	H	W	69-66
Jan. 8, 1983	H	W	92-75
Feb. 5, 1983	A	L	54-62
Jan. 7, 1984	A	L	66-82
Feb. 5, 1984	H	L	64-67
Jan. 5, 1985	A	L	70-84
Feb. 6, 1985	H	L	78-81 (OT)
March 8, 1985	SEC	L	42-43
Jan. 4, 1986	H	W	62-59
Feb. 6, 1986	A	L	65-67
Jan. 31, 1987	A	L	68-81
Feb. 9, 1987	H	L	70-84
Jan. 6, 1988	A	L	67-72
Feb. 6, 1988	H	L	57-58
Jan. 14, 1989	A	W	79-75
Feb. 15, 1989	H	W	90-79
Jan. 13, 1990	H	W	84-62
Feb. 14, 1990	A	L	55-75
Jan. 5, 1991	H	W	84-82
Feb. 6, 1991	A	W	87-84 (OT)
Feb. 19, 1992	H	W	92-81
Jan. 6, 1993	A	W	76-73
Feb. 2, 1994	H	W	68-67
Jan. 25, 1995	A	L	71-77
Feb. 10, 1996	H	L	70-73
Jan. 11, 1997	A	L	65-79
Feb. 11, 1998	H	W	81-64
March 5, 1998	SEC	W	68-64
Jan. 16, 1999	A	L	69-88
Feb. 27, 2000	H	W	88-59
March 10, 2000	N	L	70-78
Jan. 24, 2001	A	W	65-63
Feb. 20, 2002	H	W	89-61
March 7, 2002	SEC	W	81-63
March 1, 2003	A	W	73-70
Jan. 24, 2004	H	W	68-52
Jan. 12, 2005	A	W	84-78 (OT)
Jan. 14, 2006	H	W	69-57
Jan. 27, 2007	A	W	91-66
Jan. 12, 2008	H	W	72-56
Jan. 14, 2009	A	W	68-65
March 13, 2009	SEC	L	58-61
Feb. 18, 2010	H	W	78-70
March 11, 2010	SEC	W	78-69
Jan. 20, 2011	A	W	45-40
Feb. 21, 2012	H	W	63-47
Feb. 16, 2013	A	W	83-52
Jan. 18, 2014	A	W	68-61
Feb. 19, 2014	H	W	71-66

Augusta College (1-0)

Dec. 15, 1990 H W 82-43

Austin Peay (1-0)

Dec. 29, 1992 N W 86-62

Banana River NAS (2-0)

Dec. 19, 1946 A W 54-44

Feb. 11, 1947 H W 58-37

Baylor (0-1)

Dec. 30, 1981 N L 71-72

Belmont (1-0)

Dec. 30, 2001 H W 107-55

Bethune-Cookman (6-0)

Nov. 25, 1996 H W 68-59

Nov. 23, 1998 H W 91-61

Dec. 11, 1999 H W 93-77

Dec. 19, 2000 H W 106-64

Dec. 28, 2002 H W 99-64

Dec. 9, 2005 H W 88-58

Biscayne/St. Thomas (6-0)

Dec. 4, 1979 H W 93-88

Nov. 29, 1980 N W 90-71

Nov. 28, 1981 H W 91-80

Dec. 21, 1982 H W 92-72

Dec. 20, 1983 H W 74-51

Dec. 20, 1984 A W 120-66

Boston College (2-0)

March 27, 1994 N W 74-66

Nov. 29, 1994 N W 91-65

Bradley (1-0)

Nov. 16, 2008 H W 81-58

Brigham Young (1-3)

Dec. 29, 1959 N L 65-74

Dec. 30, 1991 N L 73-79

March 18, 2010 N L 92-99 (2OT)

March 24, 2011 N W 83-74 (OT)

Brown (1-0)

Dec. 3, 1977 N W 92-76

Bucknell (1-0)

Dec. 31, 1968 H W 74-70

Butler (2-1)

March 17, 2000 N W 69-68 (OT)

March 23, 2007 N W 65-57

March 26, 2011 N L 71-74 (OT)

California (0-2)

Dec. 27, 1986 N L 80-83

Nov. 25, 1988 N L 58-73

Camp Benning (1-1)

Feb. 15, 1921 A W 31-28

Jan. 27, 1922 A L 13-45

Camp Blanding (2-3)

Jan. 11, 1945 H L 44-46

Jan. 31, 1945 A W 39-36

Feb. 2, 1945 A L 36-50

Jan. 9, 1946 A L 44-49

Jan. 14, 1946 H W 64-40

Camp Blanding 120th Inf. (1-0)

Jan. 22, 1943 A W 53-27

Catholic Club (1-0)

1919-20 A W 28-16

Cedar Key AAF (1-0)

Dec. 13, 1944 H W 77-24

Central Missouri St. (1-0)

Dec. 17, 1973 H W 109-72

Charleston Southern (5-0)

Dec. 4, 1991 H W 57-52

Nov. 24, 1995 H W 83-65

Dec. 5, 1998 H W 80-67

Dec. 23, 2002 H W 74-62

Dec. 19, 2007 H W 89-64

Charlotte (3-2)

Dec. 7, 1974 H W 89-78

Dec. 6, 1975 A L 64-73

Dec. 7, 1990 N L 92-94

Dec. 20, 1992 N W 70-69

Dec. 15, 2001 N W 73-52

Chicago State (1-0)

Feb. 29, 1972 H W 120-69

Cincinnati YMCA (0-6)

Feb. 4, 1926 H L 26-42

1926-27 A L 26-60

Feb. 8, 1927 H L 23-41

Feb. 3, 1928 H L 26-27

Jan. 21, 1929 A L 35-44

Jan. 28, 1930 H L 26-33

The Citadel (1-0)

Jan. 28, 1963 H W 83-75

Clemson (9-9)

Feb. 16, 1927 A L 17-33

Feb. 8, 1928 A L 29-32

Feb. 9, 1928 A L 25-26

Jan. 11, 1929 H L 23-36

Jan. 12, 1929 H L 21-31

Feb. 12, 1930 A L 28-33

Feb. 13, 1930 A L 20-47

Feb. 5, 1932 H W 36-25

Feb. 6, 1932 H W 36-33

Jan. 13, 1933 A W 34-28

Jan. 14, 1933 A W 37-33

Feb. 9, 1934 A W 36-31

Feb. 10, 1934 A L 26-31

Jan. 4, 1937 H W 52-36

Jan. 5, 1937 H L 30-31

Dec. 27, 1951 N W 73-62

Dec. 28, 1956 N W 105-71

Dec. 30, 1957 N W 76-64

Coastal Carolina (3-0)

Nov. 29, 1997 H W 62-44

Nov. 30, 1998 H W 110-68

Nov. 24, 2002 H W 88-45

Cohen Brothers (2-0)

Jan. 21, 1930 A W 38-26

Feb. 20, 1930 H W 49-26

Colorado State (0-1)

March 17, 1989 N L 46-68

Columbia College (2-0)

Jan. 25, 1916 A W 18-5

Feb. 5, 1916 A W 36-25

Columbia University (1-0)

Dec. 28, 1971 N W 87-47

Connecticut (1-2)

March 25, 1994 N W 69-60 (OT)

Dec. 2, 2013 A L 64-65

April 5, 2014 N L 53-63

Coral Gables (0-3)

1924-25 A L 23-37

1924-25 A L 16-36

1924-25 H L 29-39

Creighton (1-2)

Nov. 29, 1996 N L 73-74

March 15, 2002 N L 82-83 (2OT)

March 21, 2008 H W 82-54

Davis-Elkins (0-2)

1926-27 A L 23-60

Feb. 4, 1928 H L 25-57

Davidson (0-2)

Feb. 10, 1921 A L 26-45

1923-24 A L 22-24

Dayton (1-0)

March 29, 2014 N W 62-52

Daytona Beach All-Stars (1-0)

Jan. 9, 1947 A W 45-31

Delaware (0-1)

Dec. 1, 1996 N L 78-88

Denison (0-1)

1926-27 A L 17-30

DePaul (2-1)

Dec. 29, 1965 N W 72-64

Jan. 26, 2000 N L 69-71

Dec. 2, 2000 H W 83-76

Duke (4-12)

*Feb. 8, 1921 A L 21-49

*Feb. 20, 1922 H W 33-26 (OT)

Feb. 26, 1932 SC L 22-33

Dec. 18, 1934 H L 27-55

Dec. 19, 1934 H W 40-21

Feb. 14, 1936 A L 31-42

Dec. 16, 1937 H L 25-33

Dec. 17, 1937 H L 33-37

Dec. 17, 1946 A L 37-44

Dec. 21, 1960 A L 64-83

Dec. 1, 1961 A L 58-80

Dec. 27, 1973 N W 77-60

Dec. 29, 1987 N L 70-93

April 2, 1994 N L 65-70

Dec. 9, 1998 A L 86-116

March 24, 2000 N W 87-78

*Formerly known as Trinity

Duquesne (2-0)

Dec. 7, 1996 A W 95-85

Dec. 3, 1997 H W 99-66

East Tennessee State (4-0)

Dec. 2, 1969 N W 68-49

Dec. 2, 1975 H W 74-61

Dec. 4, 1976 A W 62-59

Dec. 30, 1980 H W 72-52

Eastern Illinois (1-0)

Nov. 21, 2002 H W 99-65

Eastern Kentucky (2-0)

Dec. 27, 2003 H W 109-63

ALL-TIME SERIES SCORES

Fairfield (1-0)

Dec. 15, 1978	N	W	109-99 (30T)
---------------	---	---	--------------

Field Artillery 197th (1-0)

Feb. 11, 1943	A	W	66-28
---------------	---	---	-------

Florida A&M (11-0)

Nov. 23, 1991	H	W	76-66
Dec. 4, 1999	H	W	96-44
Dec. 10, 2000	H	W	125-50
Dec. 30, 2002	H	W	91-58
Dec. 2, 2003	H	W	102-78
Nov. 30, 2004	H	W	88-51
Dec. 30, 2005	H	W	84-47
Dec. 17, 2006	N	W	72-57
Dec. 5, 2007	H	W	91-52
Dec. 2, 2008	H	W	73-58
Dec. 1, 2009	H	W	80-59

Florida Atlantic (3-0)

Nov. 27, 2000	H	W	100-42
Nov. 23, 2004	H	W	90-45
Nov. 23, 2010	H	W	79-66

Florida Gulf Coast (2-0)

Dec. 10, 2008	H	W	94-60
March 29, 2013	N	W	62-50

Florida International (2-0)

Dec. 21, 1991	A	W	69-44
Nov. 26, 1994	H	W	86-66

Florida Southern (27-6)

1923-24	H	W	27-15
1923-24	H	W	26-22
1923-24	A	W	23-21
1923-24	A	L	23-29
1924-25	H	W	32-21
Jan. 17, 1928	A	L	24-26
Feb. 14, 1928	A	W	32-22
Jan. 16, 1929	H	W	28-26
Jan. 18, 1930	A	W	44-31
Feb. 21, 1930	H	W	54-30
Jan. 6, 1939	H	W	62-26
Feb. 9, 1939	A	W	38-24
Dec. 8, 1939	H	W	60-33
Jan. 6, 1940	A	W	77-29
Dec. 12, 1940	A	W	43-19
Jan. 31, 1941	A	W	47-31
Dec. 12, 1941	H	W	51-36
Feb. 3, 1942	A	W	50-22
Dec. 8, 1946	H	W	47-24
Feb. 21, 1947	A	W	63-38
Jan. 10, 1948	A	W	74-49
Feb. 10, 1948	H	W	87-43
Dec. 4, 1948	A	W	83-61
Jan. 12, 1949	H	L	50-51
Dec. 1, 1949	A	W	49-37
Feb. 7, 1950	H	L	62-67
Dec. 6, 1950	H	W	71-51
Feb. 3, 1951	A	L	58-69
Dec. 15, 1951	H	W	79-51
Dec. 10, 1952	H	W	74-56
Dec. 7, 1959	H	W	88-70
Dec. 20, 1979	A	L	75-98
Dec. 8, 1980	N	W	72-62

Florida State (43-22)

Dec. 29, 1951	GB	W	61-51
Dec. 28, 1954	GB	W	82-79
Dec. 10, 1956	H	W	67-65
Dec. 11, 1957	A	W	71-70
Dec. 13, 1958	A	L	60-82
Dec. 5, 1959	H	W	81-71
Dec. 14, 1960	A	W	74-67
Feb. 22, 1961	H	W	75-74
Dec. 7, 1961	H	L	71-85
Feb. 21, 1962	A	L	56-79

Dec. 6, 1962	A	W	80-59
Jan. 23, 1963	H	W	90-86
Dec. 3, 1963	A	W	78-55
Jan. 22, 1964	H	W	52-50
Dec. 9, 1964	A	L	50-51
Feb. 23, 1965	H	W	77-65
Dec. 8, 1965	H	W	75-62
Jan. 18, 1966	A	W	74-65
Dec. 7, 1966	H	W	50-30
Feb. 22, 1967	A	W	90-75
Dec. 7, 1967	A	W	95-87
Feb. 21, 1968	H	W	89-62
Dec. 30, 1969	GB	L	63-88
Dec. 9, 1978	H	L	61-68
Dec. 8, 1979	N	L	70-87
Dec. 13, 1980	A	W	81-74 (20T)
Jan. 26, 1981	H	L	71-82
Dec. 12, 1981	N	W	81-65
Jan. 11, 1982	A	L	67-82
Dec. 19, 1982	A	W	84-63
Dec. 2, 1983	H	L	60-67
Dec. 23, 1983	A	L	64-87
Nov. 30, 1984	A	W	68-65
Feb. 4, 1985	H	W	86-79
Nov. 29, 1985	H	W	85-66
Nov. 28, 1986	A	L	76-80
Dec. 12, 1987	H	W	71-48
Dec. 3, 1988	A	L	86-104
Dec. 1, 1989	H	W	82-69
Nov. 30, 1990	A	W	85-68
Jan. 27, 1992	H	L	67-68
Jan. 2, 1993	A	W	89-86
Dec. 18, 1993	N	L	59-69
Feb. 21, 1994	H	W	72-61
Dec. 17, 1994	N	W	71-65 (20T)
Feb. 20, 1995	A	W	75-62
Dec. 16, 1995	N	L	52-74
Dec. 21, 1996	N	L	65-79
Dec. 14, 1997	N	L	81-83
Nov. 20, 1998	A	W	82-66
Nov. 19, 1999	H	W	96-61
Nov. 17, 2000	A	W	85-70
Nov. 16, 2001	H	W	68-47
Dec. 6, 2002	A	W	58-57
Jan. 3, 2004	H	W	87-73
Jan. 2, 2005	A	L	69-82
Nov. 25, 2005	H	W	74-66
Dec. 3, 2006	A	L	66-70
Nov. 23, 2007	H	L	51-65
Dec. 7, 2008	A	L	55-57
Nov. 24, 2009	H	W	68-52
Nov. 28, 2010	A	W	55-51
Dec. 22, 2011	H	W	82-64
Dec. 5, 2012	A	W	72-47
Nov. 29, 2013	H	W	67-66

Fordham (1-2)

Dec. 23, 1970	H	L	65-72
Dec. 9, 1972	A	L	69-78
Dec. 29, 1988	N	W	59-52

Ft. Benning (0-2)

1924-25	A	L	27-43
Jan. 16, 1927	A	L	18-51

Ft. Benning Parachute (0-1)

Feb. 13, 1943	A	L	31-33
---------------	---	---	-------

Ft. McPherson (1-0)

Jan. 22, 1926	H	W	34-22
---------------	---	---	-------

Fresno State (1-0)

Dec. 21, 2013	N	W	66-49
---------------	---	---	-------

Furman (3-4)

Feb. 12, 1921	A	W	37-25
Feb. 19, 1927	A	L	21-56
Feb. 10, 1928	A	L	21-44

Feb. 9, 1931	A	L	21-51
Jan. 18, 1969	H	W	110-65
Dec. 17, 1974	A	L	65-86
Nov. 29, 1975	H	W	87-69

George Mason (1-0)

April 1, 2006	N	W	73-58
---------------	---	---	-------

Georgetown (2-2)

Feb. 10, 1990	A	L	40-56
March 11, 1998	H	L	69-71
Nov. 24, 1999	N	W	72-62
March 24, 2006	N	W	57-53

George Washington (2-1)

Dec. 30, 1939	A	L	36-49
Dec. 22, 1977	N	W	70-63
Dec. 2, 1995	N	W	75-66

Georgia (109-99)

1923-24	A	L	24-45
Feb. 10, 1926	A	L	27-55
1926-27	A	W	33-32
Jan. 6, 1928	H	L	35-37
Jan. 7, 1928	H	L	30-40
Jan. 4, 1929	A	L	32-48
Jan. 5, 1929	A	L	26-45
Jan. 11, 1930	H	L	34-35 (OT)
Jan. 9, 1931	H	L	29-32
Jan. 10, 1931	H	L	29-49
Feb. 6, 1931	A	L	23-38
Feb. 7, 1931	A	L	32-33
Feb. 12, 1932	H	L	33-38
Feb. 13, 1932	H	W	47-27
Feb. 18, 1932	A	L	20-36
Feb. 19, 1932	A	L	20-39
Jan. 11, 1933	A	L	34-37
Jan. 12, 1933	A	W	33-32
Jan. 20, 1933	H	W	25-22
Jan. 21, 1933	H	W	40-39
Jan. 10, 1934	A	W	46-20
Jan. 11, 1934	A	L	24-32
Feb. 2, 1934	H	W	37-35
Feb. 3, 1934	H	W	47-27
Jan. 10, 1935	A	W	29-27
Jan. 11, 1935	A	L	30-34
Feb. 15, 1935	H	W	29-25
Feb. 16, 1935	H	W	47-45
Jan. 17, 1936	H	L	28-37
Jan. 18, 1936	H	L	32-43
Feb. 7, 1936	A	L	32-40
Feb. 8, 1936	A	L	22-27
Jan. 15, 1937	H	L	30-31
Jan. 16, 1937	H	W	36-18
Feb. 5, 1937	A	L	19-36
Feb. 6, 1937	A	L	27-28
Jan. 14, 1938	H	L	31-34
Jan. 15, 1938	H	W	38-32
Feb. 4, 1938	A	W	41-35
Feb. 5, 1938	A	L	27-28
Jan. 13, 1939	H	W	26-15
Jan. 14, 1939	H	L	18-35
Feb. 14, 1939	A	L	32-42
Feb. 15, 1939	A	L	18-43
Jan. 12, 1940	H	W	45-36
Jan. 13, 1940	H	W	36-25
Feb. 12, 1940	A	L	37-46
Feb. 13, 1940	A	L	35-54
Jan. 10, 1941	H	W	39-34
Jan. 11, 1941	H	W	44-42
Feb. 10, 1941	A	L	40-46
Feb. 11, 1941	H	W	46-44
Jan. 9, 1942	H	L	33-42
Jan. 10, 1942	H	W	29-28
Feb. 9, 1942	A	L	26-27
Feb. 10, 1942	A	L	27-39
Jan. 13, 1945	H	W	46-28
Feb. 17, 1945	A	W	52-36
Feb. 2, 1946	A	W	67-56

Feb. 18, 1946	H	L	41-44
Jan. 11, 1947	H	W	50-47
Feb. 14, 1947	A	L	43-59
Jan. 23, 1948	H	L	52-55
Jan. 24, 1948	H	W	46-38
Feb. 14, 1948	A	L	44-56
Jan. 21, 1949	H	L	48-59
Feb. 11, 1949	A	L	39-49
Feb. 12, 1949	A	W	55-49
Jan. 20, 1950	H	W	54-49
Jan. 21, 1950	H	L	48-57
Feb. 11, 1950	A	L	52-77
Jan. 12, 1951	A	L	48-64
Feb. 10, 1951	H	L	58-75
Dec. 28, 1951	GB	W	62-47
Jan. 16, 1952	A	W	74-55
Feb. 12, 1952	H	W	74-60
Feb. 16, 1953	A	L	58-61
March 2, 1953	H	W	79-73
Dec. 29, 1953	N	L	72-84
Jan. 2, 1954	H	W	76-64
March 6, 1954	A	W	80-76
Jan. 3, 1955	H	W	81-68
March 4, 1955	A	L	61-69
Jan. 30, 1956	A	L	73-93
March 3, 1956	H	W	82-69
Dec. 31, 1956	H	L	62-69
March 2, 1957	A	W	85-65
Dec. 7, 1957	A	L	60-66
Dec. 31, 1957	GB	W	76-63
March 1, 1958	H	W	90-73
Dec. 3, 1958	H	L	63-66
Dec. 30, 1958	GB	W	98-60
Feb. 28, 1959	A	L	67-85
Dec. 12, 1959	A	L	61-75
Feb. 27, 1960	H	L	73-75
Dec. 30, 1960	GB	W	73-58
Jan. 28, 1961	N	W	90-68
March 4, 1961	A	W	78-74
Dec. 19, 1961	N	L	72-78 (OT)
March 3, 1962	H	W	105-78
Jan. 19, 1963	H	W	90-58
March 2, 1963	A	L	77-79
Jan. 18, 1964	H	L	57-59
Feb. 29, 1964	A	W	69-64
Feb. 20, 1965	A	W	83-74
March 5, 1965	H	W	90-66
Jan. 22, 1966	A	W	65-52
March 4, 1966	H	W	59-49
Dec. 28, 1966	GB	W	78-64
Jan. 23, 1967	A	W	63-61
March 4, 1967	H	W	96-63
Jan. 22, 1968	H	W	90-63
March 2, 1968	A	L	83-97
Dec. 27, 1968	GB	W	82-77
Feb. 1, 1969	A	W	73-69
March 1, 1969	H</		

ALL-TIME SERIES SCORES

Feb. 4, 1981	A	L	74-90
Jan. 6, 1982	H	L	67-73
Feb. 3, 1982	A	L	73-87
Jan. 25, 1983	H	L	79-83
Feb. 21, 1983	A	L	65-80
Jan. 24, 1984	A	W	77-69
Feb. 20, 1984	H	W	70-64
Jan. 16, 1985	H	L	60-71
Feb. 16, 1985	A	L	56-80
Jan. 15, 1986	A	L	69-89
Feb. 15, 1986	H	W	71-70
Jan. 3, 1987	A	W	87-80
Feb. 4, 1987	H	W	66-52
Jan. 9, 1988	H	W	87-70
Feb. 10, 1988	A	L	65-71
March 12, 1988	SEC	L	70-72
Jan. 7, 1989	A	W	80-66
Feb. 8, 1989	H	W	65-60
March 10, 1989	SEC	W	62-61
Jan. 6, 1990	H	W	97-69
Feb. 6, 1990	A	L	65-70
Jan. 12, 1991	A	L	54-79
Feb. 12, 1991	H	W	90-75
Jan. 15, 1992	A	L	63-71
Feb. 29, 1992	H	L	60-69
Jan. 13, 1993	A	W	81-77 (OT)
Feb. 9, 1993	H	W	82-79
Jan. 26, 1994	A	W	100-78
Feb. 16, 1994	H	W	91-79
Feb. 7, 1995	A	W	82-66
Feb. 22, 1995	H	L	85-101
Jan. 17, 1996	A	L	46-71
Feb. 28, 1996	H	L	70-86
Jan. 22, 1997	A	L	70-77 (OT)
Feb. 26, 1997	H	L	76-88
Jan. 10, 1998	H	W	82-77
Feb. 7, 1998	A	L	77-87
Jan. 10, 1999	H	W	72-62
Feb. 13, 1999	A	W	75-64
Feb. 5, 2000	H	W	85-66
Feb. 23, 2000	A	W	90-68
Jan. 17, 2000	H	L	72-75
Feb. 3, 2001	A	W	82-71
Jan. 19, 2002*	H	L	79-84
Feb. 12, 2002	A	W	85-70
Jan. 11, 2003	H	W	66-63
March 4, 2003*	A	L	81-82
Feb. 17, 2004	A	L	62-76
March 3, 2004	H	W	63-55
Jan. 25, 2005	H	W	70-47
March 2, 2005	A	W	50-38
Jan. 7, 2006	A	W	90-72
March 1, 2006	H	W	77-66
Jan. 6, 2007	H	W	67-51
Feb. 7, 2007	A	W	71-61
March 9, 2007	SEC	W	74-57
Feb. 9, 2008	H	W	77-67
Feb. 27, 2008	A	W	77-64
Jan. 28, 2009	H	W	83-57
Feb. 14, 2009	A	L	86-88
Jan. 27, 2010	H	W	87-71
Feb. 27, 2010	A	L	76-78
Jan. 25, 2011	A	W	104-91 (20T)
Feb. 24, 2011	H	W	71-62
Jan. 10, 2012	H	W	70-48
Feb. 25, 2012	A	L	62-76
Jan. 9, 2013	H	W	77-44
Jan. 23, 2013	A	W	64-47
Jan. 14, 2014	H	W	72-50

*Games vacated by Georgia

Georgia Southern (6-2)

*Feb. 4, 1937	A	L	35-39
*Dec. 30, 1952	N	W	73-61
*Dec. 28, 1953	N	L	86-99
Nov. 16, 1998	H	W	76-62
Dec. 19, 2004	H	W	100-68
Dec. 15, 2007	N	W	52-49

Dec. 22, 2008	H	W	88-81
Nov. 18, 2009	H	W	69-49

*Formerly known as Georgia State Teachers

Georgia Tech (20-26)

Feb. 3, 1923	A	L	20-52
Jan. 7, 1929	A	L	19-36
Jan. 8, 1929	A	L	26-33
Jan. 13, 1931	H	W	39-31
Jan. 20, 1931	A	L	23-32
Feb. 27, 1931	SC	W	53-48
Jan. 9, 1932	A	L	32-41
Feb. 20, 1932	A	L	23-38
Jan. 4, 1936	N	W	36-25
Feb. 17, 1936	A	L	22-39
Jan. 13, 1937	H	L	25-35
Feb. 15, 1937	A	L	37-43
Feb. 17, 1938	A	L	40-54
Feb. 4, 1939	H	W	33-29
Jan. 15, 1940	A	W	45-40
Feb. 1, 1946	A	L	53-64
Feb. 23, 1946	H	L	50-58
Feb. 13, 1948	H	L	42-65
Feb. 28, 1948	A	L	55-63
Feb. 10, 1949	A	L	49-57
Feb. 26, 1949	H	L	56-66
Feb. 10, 1950	A	L	38-69
Feb. 25, 1950	H	W	59-41
Jan. 13, 1951	A	W	56-54
Feb. 16, 1952	H	W	81-73
Dec. 29, 1952	N	W	68-60
Feb. 14, 1953	A	W	76-65
Dec. 30, 1953	N	W	63-59
March 1, 1954	H	W	77-59
Feb. 28, 1955	A	L	68-88
Feb. 27, 1956	H	W	66-48
Feb. 25, 1957	A	L	57-64
Feb. 24, 1958	H	L	61-62
Feb. 23, 1959	A	L	72-76
Feb. 22, 1960	H	L	55-69 (OT)
Feb. 27, 1961	A	L	50-52
Feb. 26, 1962	H	W	82-75 (OT)
Dec. 28, 1962	N	L	61-63
Feb. 25, 1963	A	L	69-89
Feb. 24, 1964	H	W	92-73
Dec. 28, 1970	N	L	58-69
Dec. 16, 1972	H	W	78-69
Feb. 5, 1973	A	W	87-85 (OT)
Jan. 2, 1974	A	W	70-68
Jan. 2, 1975	H	W	90-69
Nov. 23, 1987	H	W	80-69

Gonzaga (1-1)

March 18, 1999	N	L	72-73
Dec. 16, 2000	N	W	85-71

Goodyear Tire (0-1)

1926-27	A	L	30-50
---------	---	---	-------

Green Cove (0-2)

Feb. 5, 1946	H	L	39-65
Feb. 12, 1946	A	L	38-53

Harvard (1-0)

Dec. 23, 1969	H	W	95-75
---------------	---	---	-------

Havana (1-1)

Feb. 16, 1926	H	L	16-37
Jan. 17, 1938	H	W	45-25

Hawaii (1-0)

Dec. 29, 1986	A	W	115-83
---------------	---	---	--------

High Point (3-0)

Dec. 19, 1999	H	W	109-60
Dec. 18, 2001	H	W	103-49
Jan. 2, 2008	H	W	88-70

Hofstra (1-1)

Dec. 13, 1977	H	W	97-95
Dec. 19, 1978	A	L	67-68

Holy Cross (1-0)

Dec. 30, 1976	N	W	101-85
---------------	---	---	--------

House of David (1-0)

Jan. 15, 1934	H	W	50-23
---------------	---	---	-------

Houston (0-2)

Dec. 7, 1970	H	L	60-61
Dec. 8, 1973	A	L	73-97

Howard (1-0)

Nov. 26, 1991	H	W	74-60
---------------	---	---	-------

Illinois (1-4)

Dec. 29, 1971	N	L	75-76
Nov. 28, 1982	N	L	55-68
Dec. 6, 1988	A	L	67-97
Dec. 5, 1989	H	L	69-74
March 19, 2000	N	W	93-76

Illinois Wesleyan (2-0)

Dec. 20, 1976	H	W	78-68
Dec. 29, 1979	H	W	93-74

Indiana (0-3)

Dec. 27, 1974	N	L	84-98
Dec. 28, 1977	N	L	60-73
Dec. 30, 1984	N	L	63-80

Iona (0-1)

Dec. 20, 1985	N	L	70-71
---------------	---	---	-------

Iowa State (2-1)

Dec. 26, 1979	N	W	63-59
Nov. 27, 1987	N	W	96-89
March 17, 1995	N	L	61-64

Jackson State (2-0)

March 16, 2007	N	W	112-69
Nov. 11, 2011	H	W	99-59

Jacksonville (30-5)

Dec. 28, 1960	GB	W	62-68
Dec. 3, 1962	H	W	82-81 (20T)
Dec. 1, 1965	H	W	80-59
Dec. 1, 1966	A	W	93-59
Dec. 1, 1967	H	W	109-73
Dec. 6, 1968	A	L	64-67
Dec. 26, 1973	GB	W	64-62
Dec. 26, 1975	GB	W	65-64
Dec. 29, 1976	GB	W	99-87
Dec. 27, 1978	GB	L	59-60
Dec. 27, 1979	GB	L	55-61
Feb. 18, 1980	H	W	60-55
Dec. 26, 1980	GB	W	65-59
Dec. 5, 1981	FF	W	84-73
Dec. 10, 1982	FF	W	104-78
Dec. 29, 1982	A	W	56-47
Dec. 10, 1983	A	W	52-51
Dec. 8, 1984	H	W	83-70
Nov. 21, 1987	H	W	82-52
Dec. 2, 1991	A	W	80-77
Dec. 8, 1992	H	W	82-75 (OT)
Dec. 8, 1993	A	W	68-67
Dec. 21, 1994	H	L	67-68
Feb. 3, 1997	H	W	102-82
Jan. 19, 1998	A	W	75-69
Dec. 12, 1998	H	W	79-72
Nov. 19, 2004	N	W	81-59
Dec. 18, 2005	H	W	101-58
Nov. 16, 2006	H	W	90-61
Dec. 3, 2007	H	W	88-72

March 18, 2009	H	W	84-62
Dec. 4, 2009	A	W	85-67
Dec. 20, 2010	H	L	68-71 (OT)
Nov. 25, 2011	H	W	107-62
Nov. 25, 2013	A	W	86-60

Jacksonville Cavs (1-0)

Feb. 11, 1946	A	W	66-41
---------------	---	---	-------

Jacksonville NAS (5-7)

Jan. 7, 1938	H	W	42-37
Feb. 12, 1942	A	W	38-37
Jan. 9, 1945	H	L	26-46
Jan. 27, 1945	H	L	26-64
Jan. 30, 1945	H	L	34-45
Feb. 6, 1945	A	L	44-67
Jan. 3, 1946	A	L	38-47
Jan. 11, 1946	H	L	29-41
Jan. 7, 1947	A	W	50-44
Jan. 23, 1947	H	L	41-43
Jan. 13, 1948	H	W	82-51
Feb. 25, 1948	A	W	77-59

Jax Seminole Canoe Club (4-3)

1924-25	H	W	27-11
1924-25	A	L	26-34
1924-25	H	L	21-34
Jan. 30, 1926	H	W	39-16
Feb. 18, 1926	A	W	29-28
Feb. 26, 1927	H	W	33-21
March 2, 1927	A	L	25-30

Jacksonville YMCA (3-2)

Dec. 15, 1915	A	W	30-14
Feb. 4, 1916	A	W	46-42
1919-20	A	W	31-28
1919-20	A	L	31-33
Jan. 31, 1922	A	L	18-43

James Madison (2-1)

Dec. 9, 1989	N	W	85-77
Dec. 5, 1990	A	L	66-93
March 17, 1994	N	W	64-62

Kansas (2-3)

Dec. 7, 1994	A	L	63-69
Jan. 11, 1996	H	L	54-69
Nov. 29, 2002	N	W	83-73
Nov. 25, 2006	N	L	80-82
Dec. 10, 2013	H	W	67-61

Kansas State (1-1)

Dec. 18, 2010	N	W	57-44
Dec. 22, 2012	A	L	61-67

Kent State (1-0)

Dec. 9, 2010	H	W	65-52
--------------	---	---	-------

Kentucky (37-94)

Jan.

ALL-TIME SERIES SCORES

Feb. 4, 1961	A	L	68-69
Feb. 2, 1962	H	L	69-81
Feb. 2, 1963	A	L	71-94
Feb. 1, 1964	H	L	72-77
Jan. 23, 1965	H	W	84-68
Jan. 30, 1965	A	L	61-78
Jan. 8, 1966	H	L	64-78
Feb. 7, 1966	A	L	75-85
Dec. 17, 1966	A	W	78-75
Jan. 14, 1967	H	W	89-72
Dec. 4, 1967	A	L	76-99
Jan. 13, 1968	H	W	96-78
Jan. 11, 1969	A	L	67-88
Feb. 15, 1969	H	W	82-81
Jan. 10, 1970	H	L	69-88
Feb. 14, 1970	A	L	66-110
Jan. 9, 1971	A	L	75-101
Feb. 13, 1971	H	W	74-65
Jan. 15, 1972	H	W	72-70
Feb. 19, 1972	A	L	68-95
Jan. 13, 1973	A	L	65-95
Feb. 17, 1973	H	L	83-94
Jan. 26, 1974	H	L	82-91
Feb. 25, 1974	A	W	75-65
Jan. 25, 1975	A	L	65-86
Feb. 24, 1975	H	W	66-58
Jan. 24, 1976	H	L	82-89
Feb. 21, 1976	A	L	89-96
Jan. 17, 1977	H	L	71-73
Feb. 14, 1977	A	L	78-104
Jan. 7, 1978	H	L	67-86
Feb. 4, 1978	A	L	61-88
Jan. 3, 1979	H	W	76-65
Jan. 27, 1979	A	L	81-87
Jan. 17, 1980	H	L	63-76
Feb. 13, 1980	A	L	70-95
Jan. 21, 1981	H	L	56-69
Feb. 18, 1981	A	L	48-102
Jan. 20, 1982	H	L	76-91
Feb. 17, 1982	A	L	78-84
Jan. 17, 1983	A	L	63-70
Feb. 14, 1983	H	L	61-73
Jan. 17, 1984	H	W	69-57
Feb. 13, 1984	A	L	65-67
Jan. 19, 1985	A	W	67-55
Feb. 20, 1985	H	L	68-76
March 7, 1985	SEC	W	58-55
Jan. 18, 1986	H	L	55-72
Feb. 19, 1986	A	L	69-80
Jan. 14, 1987	A	L	62-67
Feb. 14, 1987	H	W	74-56
Jan. 20, 1988	A	W	58-56
Feb. 20, 1988	H	W	83-76
Jan. 10, 1989	H	L	56-69
Feb. 12, 1989	A	W	59-53
Jan. 10, 1990	A	L	81-89
Feb. 12, 1990	H	L	74-78
Jan. 23, 1991	A	L	65-81
Feb. 23, 1991	H	L	74-90
Jan. 11, 1992	A	L	60-81
March 4, 1992	H	W	79-62
Jan. 30, 1993	A	L	48-71
March 7, 1993	H	L	77-85
Jan. 18, 1994	H	W	59-57
March 2, 1994	A	L	77-80
March 13, 1994	SEC	L	60-73
Jan. 10, 1995	H	L	67-83
Feb. 18, 1995	A	L	77-87
March 11, 1995	SEC	L	72-86
Feb. 3, 1996	A	L	63-77
Feb. 24, 1996	H	L	63-94
March 8, 1996	SEC	L	76-100
Jan. 29, 1997	H	L	65-92
Feb. 15, 1997	A	L	56-85
Feb. 1, 1998	A	W	86-78
Feb. 18, 1998	H	L	54-79
Jan. 2, 1999	A	L	58-93
Feb. 4, 1999	H	W	75-68
Feb. 8, 2000	H	W	90-73
March 4, 2000	A	L	70-85

Feb. 6, 2001	A	L	70-71
March 4, 2001	H	W	94-86
Jan. 29, 2002	H	L	68-70
March 2, 2002	A	L	67-70
Feb. 4, 2003	A	L	55-70
March 8, 2003	H	L	67-69
Feb. 3, 2004	H	L	65-68
March 7, 2004	A	L	62-82
March 14, 2004	SEC	L	73-89
Feb. 8, 2005	A	L	66-69
March 6, 2005	H	W	53-52
March 13, 2005	SEC	W	70-53
Feb. 4, 2006	H	W	95-80
March 5, 2006	A	W	79-64
Feb. 10, 2007	A	W	64-61
March 4, 2007	H	W	85-72
Jan. 19, 2007	H	W	81-70 (OT)
March 9, 2008	A	L	70-75
Feb. 10, 2009	A	L	65-68
March 7, 2009	H	W	60-53
Jan. 12, 2010	H	L	77-89
March 7, 2010	A	L	66-74
Feb. 5, 2011	H	W	70-68
Feb. 26, 2011	A	L	68-76
March 13, 2011	SEC	L	54-70
Feb. 7, 2012	A	L	58-78
March 4, 2012	H	L	59-74
March 10, 2012	SEC	L	71-74
Feb. 12, 2013	H	W	69-52
March 9, 2013	A	L	57-61
Feb. 15, 2014	A	W	69-59
March 8, 2014	H	W	84-65
March 16, 2014	SEC	W	61-60

Kentucky Wesleyan (0-1)

Dec. 31, 1955	A	L	62-73
---------------	---	---	-------

Kewatin (St. Augustine) (0-1)

Feb. 2, 1916	A	L	16-22
--------------	---	---	-------

LaSalle (0-1)

Dec. 28, 1989	N	L	69-76
---------------	---	---	-------

Lawrence Tech (1-0)

Feb. 8, 1949	H	W	64-58
--------------	---	---	-------

Lee Field (0-1)

Jan. 4, 1945	H	L	47-57
--------------	---	---	-------

Liberty (1-0)

Jan. 2, 2007	H	W	89-58
--------------	---	---	-------

Longwood (1-0)

Jan. 6, 2009	H	W	95-69
--------------	---	---	-------

Long Island (1-0)

Dec. 20, 1998	H	W	119-61
---------------	---	---	--------

Louisiana-Lafayette (0-2)

Dec. 28, 1983	N	L	65-74
March 14, 1985	A	L	64-65

LSU (43-60)

March 1, 1947	SEC	L	45-60
Jan. 5, 1948	A	W	38-36
Dec. 11, 1948	H	L	50-52
Dec. 17, 1949	A	L	49-73
March 2, 1950	SEC	L	57-66
Dec. 9, 1950	H	L	59-77
Feb. 23, 1952	A	L	57-65
March 1, 1952	SEC	L	69-77
Feb. 10, 1953	H	L	56-68
Jan. 11, 1954	A	L	59-91
Jan. 10, 1955	H	W	78-73
Jan. 9, 1956	A	L	90-91
Jan. 7, 1957	H	W	74-50
Jan. 6, 1958	A	W	81-57

Jan. 5, 1959	H	W	69-63
Jan. 2, 1960	A	W	73-63
Jan. 7, 1961	H	W	79-75
Jan. 6, 1962	A	L	57-74
Jan. 5, 1963	H	L	63-72
Jan. 6, 1964	A	L	65-87
Jan. 4, 1965	H	W	102-62
Feb. 28, 1966	A	L	73-86
Feb. 7, 1967	A	W	87-70
Feb. 11, 1967	H	W	95-71
Jan. 6, 1968	H	W	97-90
Feb. 10, 1968	A	L	92-93
Dec. 18, 1968	A	L	89-93 (OT)
Feb. 12, 1969	H	W	95-79
Feb. 4, 1970	H	L	75-97
Feb. 11, 1970	A	L	85-94
Dec. 18, 1970	A	L	77-87
Feb. 10, 1971	H	L	74-86
Dec. 22, 1971	H	W	92-81
Jan. 24, 1972	A	L	84-73
Dec. 22, 1972	A	L	54-67
Jan. 22, 1973	H	W	73-70
Jan. 7, 1974	H	W	72-68
Feb. 9, 1974	A	L	81-102
Jan. 6, 1975	A	L	91-92
Feb. 8, 1975	H	W	92-76
Jan. 5, 1976	A	L	79-85
March 8, 1976	H	W	94-81
Jan. 31, 1977	A	W	83-68
Feb. 28, 1977	H	L	74-79
Jan. 21, 1978	A	W	74-70
Feb. 18, 1978	H	W	73-72
Jan. 13, 1979	A	L	72-80
Feb. 10, 1979	H	L	82-88
Dec. 1, 1979	H	L	58-66
Jan. 26, 1980	A	L	81-112
Feb. 28, 1980	SEC	L	82-95
Jan. 3, 1981	H	L	66-92
Jan. 31, 1981	A	L	75-92
March 5, 1981	SEC	L	73-85
Jan. 2, 1982	A	L	60-61
Jan. 30, 1982	H	L	59-61
Feb. 1, 1983	A	L	69-78
Feb. 28, 1983	H	L	87-91 (2OT)
Feb. 1, 1984	H	W	78-60
Feb. 27, 1984	A	L	73-77
Jan. 23, 1985	A	L	68-86
Feb. 23, 1985	H	L	69-61
Jan. 22, 1986	H	W	74-65
Feb. 22, 1986	A	L	69-80
March 6, 1986	SEC	L	66-72
Dec. 16, 1986	H	W	96-75
Jan. 21, 1987	A	W	75-51
March 6, 1987	SEC	L	66-72
Jan. 27, 1988	H	W	61-50
March 6, 1988	A	L	69-86
Dec. 10, 1988	H	L	101-111
March 1, 1989	A	W	104-95
Jan. 27, 1990	A	L	52-70
Feb. 27, 1990	H	W	76-63
Jan. 26, 1991	A	L	66-76
Feb. 27, 1991	H	L	66-79
Feb. 5, 1992	H	L	50-70
Jan. 16, 1993	A	L	81-85
Jan. 5, 1994	H	W	74-73
Jan. 3, 1995	A	L	66-70
Jan. 27, 1996	H	W	73-70
Jan. 8, 1997	A	L	82-88 (OT)
Jan. 17, 1998	H	L	63-66
Jan. 20, 1999	A	W	77-58
March 4, 1999	SEC	W	97-75
Jan. 12, 2000	H	W	82-57
Feb. 13, 2001	A	W	81-74 (OT)
Jan. 16, 2002	H	W	102-70
Jan. 28, 2003	A	W	70-53
March 14, 2003	SEC	L	61-65
Feb. 14, 2004	H	L	70-73
Feb. 19, 2005	A	L	73-77
Feb. 11, 2006	H	W	71-62
March 11, 2006	SEC	W	81-65

Feb. 24, 2007	A	L	56-66
Feb. 13, 2008	H	L	73-85
Feb. 24, 2009	A	L	75-81
Jan. 16, 2010	H	W	72-58
Feb. 20, 2011	A	W	68-61
Jan. 21, 2012	H	W	76-64
Jan. 12, 2013	A	W	74-52
March 15, 2013	SEC	W	80-58
March 1, 2014	H	W	79-61

Louisiana Tech (2-1)

March 26, 1986	N	L	62-67
Dec. 29, 1995	N	W	71-56
Nov. 19, 2002	H	W	76-55

Louisville (1-8)

Dec. 20, 1969	H	L	87-94
Dec. 5, 1970	A	L	87-105
Dec. 1, 1971	H	W	70-69
Dec. 20, 1972	A	L	57-69
Nov. 26, 1982	N	L	63-80
Dec. 29, 1993	N	L	68-83
Dec. 13, 2003	A	L	65-73
Dec. 11, 2004	H	L	70-74
March 24, 2012	N	L	68-72

Lynchburg (0-1)

1922-23	A	L	19-34
---------	---	---	-------

Macon YMCA (0-3)

1919-20	A	L	18-64
Feb. 14, 1921	A	L	17-47
1923-24	A	L	15-35

Manhattan (2-1)

Dec. 26, 1963	N	W	100-75
Dec. 2, 1977	N	W	93-81
March 18, 2004	N	L	60-75

Marine Maritime Acad. (1-0)

Dec. 14, 1945	H	W	79-38
---------------	---	---	-------

Marquette (2-2)

Dec. 8, 1976	H	L	61-64
Dec. 10, 1977	A	L	67-81
March 22, 2012	N	W	68-58
Nov. 29, 2012	H	W	82-49

Maryland (2-1)

Feb. 27, 1932	SC	W	39-24
Dec. 14, 2002	A	W	69-64
Dec. 10, 2003	H	L	68-69 (OT)

Masked Marvels (1-0)

ALL-TIME SERIES SCORES

Jan. 12, 1934	A	W	45-39
Jan. 12, 1935	A	W	39-24
Feb. 8, 1937	A	W	48-32
Nov. 27, 1976	H	W	105-63
Dec. 18, 1979	H	L	67-69

Miami (Fla.) (45-22)

Feb. 15, 1928	H	L	39-40
Feb. 8, 1940	H	W	36-23
Feb. 9, 1940	H	W	53-26
Feb. 21, 1941	A	W	48-35
Feb. 22, 1941	A	W	62-50
Feb. 5, 1942	H	W	47-31
Feb. 6, 1942	H	W	37-34
Dec. 20, 1946	A	L	33-36
Dec. 21, 1946	A	L	35-39
Jan. 3, 1947	H	W	42-28
Jan. 4, 1947	H	W	61-28
Dec. 19, 1947	H	L	50-67
Dec. 20, 1947	H	W	58-55
Feb. 20, 1948	A	W	72-50
Feb. 21, 1948	A	L	49-52
Jan. 14, 1949	A	L	65-75
Jan. 15, 1949	A	L	42-44
Feb. 22, 1949	H	W	90-56
Feb. 23, 1949	H	L	50-60
Dec. 10, 1949	A	W	60-53
Feb. 18, 1950	H	W	66-46
Feb. 2, 1951	A	W	78-71
Feb. 13, 1951	H	W	71-61
Dec. 17, 1951	H	W	69-65
Feb. 18, 1952	A	L	68-76
Dec. 15, 1952	A	L	73-75
Feb. 2, 1953	H	W	78-56
Dec. 12, 1953	A	L	75-85
Jan. 15, 1954	H	W	75-52
Dec. 16, 1955	A	W	70-61
Jan. 13, 1955	H	W	80-68
Dec. 19, 1955	A	W	74-69
Jan. 13, 1956	H	W	87-85
Dec. 15, 1956	A	W	89-65
Jan. 10, 1957	H	W	98-63
Dec. 21, 1957	A	W	73-64
Jan. 16, 1958	H	W	75-70
Dec. 17, 1958	A	L	82-92
Jan. 15, 1959	H	W	85-70
Dec. 19, 1959	A	L	77-79
Jan. 14, 1960	H	L	65-70 (OT)
Dec. 17, 1960	A	L	74-93
Jan. 11, 1961	H	W	81-73
Dec. 16, 1961	H	W	74-62
Jan. 11, 1962	A	L	61-66
Nov. 30, 1962	A	L	87-91 (2OT)
Jan. 10, 1963	H	L	77-86
Dec. 7, 1963	A	L	79-95
Jan. 9, 1964	H	W	114-91
Dec. 19, 1964	A	L	58-67
Jan. 21, 1965	H	W	86-69
Dec. 4, 1965	A	W	77-66
Jan. 12, 1966	H	W	111-76
Dec. 3, 1966	A	W	113-88
Feb. 8, 1967	H	W	73-57
Dec. 7, 1968	A	W	111-62
Dec. 17, 1985	A	W	81-64
Jan. 27, 1986	H	W	75-53
Feb. 21, 1987	H	W	99-60
Feb. 15, 1988	A	W	83-73
Dec. 19, 1988	H	W	101-81
Feb. 19, 1990	A	L	59-62
Dec. 30, 1990	H	W	62-60
Dec. 21, 2002	N	W	94-93 (2OT)
Dec. 4, 2004	H	L	65-72
Dec. 22, 2005	A	W	77-67
March 20, 2009	H	W	74-60

Miami (Ohio) (0-1)

Dec. 27, 1972	N	L	72-88
---------------	---	---	-------

Miami YMCA (0-1)

1923-24	H	L	7-16
---------	---	---	------

Michigan (1-1)

March 19, 1988	N	L*	85-108
Dec. 27, 1998	N	W	79-63
March 31, 2013	N	L	59-79

*Vacated by NCAA

Michigan State (3-3)

Dec. 30, 1987	N	W	83-59
April 3, 2000	N	L	76-89
Dec. 6, 2000	A	L	83-99
Dec. 5, 2001	H	W	74-70
March 23, 2003	N	L	46-68
Nov. 27, 2009	N	W	77-74

Middle Tennessee (2-0)

Nov. 18, 2012	N	W	66-45
Nov. 21, 2013	H	W	79-59

Minnesota (1-1)

March 17, 1993	A	L	66-74
March 24, 2013	N	W	78-64

Mississippi (62-43)

Dec. 18, 1940	A	W	35-26
Feb. 14, 1942	H	W	46-35
Dec. 16, 1942	A	L	32-35
Dec. 17, 1942	A	L	44-51
Feb. 19, 1949	A	W	63-61
Jan. 9, 1950	H	L	46-54
Jan. 8, 1951	H	W	69-58
Feb. 2, 1952	A	L	45-56
Feb. 28, 1953	H	L	61-64
Feb. 22, 1954	A	L	66-86
Feb. 21, 1955	H	W	78-72
Feb. 20, 1956	A	L	79-90
Feb. 18, 1957	H	W	92-81
Feb. 17, 1958	A	L	65-57
Dec. 29, 1958	GB	L	47-71
Feb. 16, 1959	H	W	102-97
Feb. 13, 1960	A	L	81-90
Feb. 20, 1961	H	W	81-77 (OT)
Feb. 19, 1962	A	W	62-61
Feb. 18, 1963	H	L	63-72
Feb. 17, 1964	A	L	91-98
Jan. 16, 1965	A	W	60-39
Feb. 15, 1965	H	W	85-53
Jan. 15, 1966	H	W	79-49
Jan. 29, 1966	A	W	96-61
Dec. 31, 1966	H	W	79-63
Jan. 9, 1967	A	W	78-63
Jan. 3, 1968	A	W	70-68
Jan. 8, 1968	H	W	94-75
Jan. 27, 1969	H	W	88-66
Feb. 24, 1969	A	L	77-79
Jan. 26, 1970	A	L	77-79
Feb. 23, 1970	H	W	63-62
Jan. 25, 1971	H	W	106-85
Feb. 22, 1971	A	W	85-68
Jan. 31, 1972	A	L	72-86
Feb. 28, 1972	H	L	74-87
Jan. 29, 1973	H	W	65-59
Feb. 26, 1973	A	L	80-97
Jan. 21, 1974	A	L	73-83
Feb. 23, 1974	H	W	77-61
Jan. 20, 1975	H	W	85-80
Feb. 22, 1975	A	L	92-101
Jan. 3, 1976	A	W	70-58
March 6, 1976	H	L	83-94
Jan. 29, 1977	A	L	83-90
Feb. 26, 1977	H	W	84-78
Jan. 23, 1978	A	W	61-56
Feb. 20, 1978	H	W	80-63
Jan. 15, 1979	A	L	45-58
Feb. 12, 1979	H	L	65-67
Jan. 12, 1980	H	L	54-57

Feb. 9, 1980	A	L	65-85
Jan. 17, 1981	H	W	74-71
Feb. 14, 1981	A	L	52-66
Jan. 16, 1982	A	L	67-69
Feb. 13, 1982	H	L	57-58 (OT)
Jan. 29, 1983	A	L	61-67
Feb. 26, 1983	H	W	75-64
Jan. 29, 1984	H	W	78-48
Feb. 24, 1984	A	W	59-53
Jan. 12, 1985	H	W	82-64
March 2, 1985	A	L	54-56
Jan. 11, 1986	A	L	67-79
Feb. 12, 1986	H	W	66-57
Jan. 10, 1987	A	W	80-72
Feb. 11, 1987	H	W	85-62
Jan. 16, 1988	H	W	77-72
Feb. 17, 1988	A	L	75-82
Jan. 5, 1989	A	L	71-80
Feb. 5, 1989	H	W	78-67
Jan. 2, 1990	A	L	60-75
Feb. 3, 1990	H	L	63-83
Jan. 2, 1991	H	W	65-49
Feb. 2, 1991	A	W	91-81 (2OT)
Feb. 12, 1992	A	W	86-84 (OT)
Feb. 17, 1993	H	W	94-47
March 11, 1993	SEC	L	62-67
Feb. 9, 1994	A	W	74-55
Jan. 28, 1995	H	W	72-57
March 9, 1995	SEC	W	63-59
Jan. 20, 1996	A	W	59-55
March 7, 1996	SEC	W	75-62
Feb. 23, 1997	H	L	65-67
Jan. 7, 1998	A	L	79-90
Feb. 6, 1999	H	L	68-79
Jan. 8, 2000	A	W	75-71
March 9, 2000	SEC	W	89-67
Feb. 21, 2001	H	W	75-55
March 10, 2001	SEC	L	69-74
Feb. 16, 2002	A	L	51-68
Feb. 12, 2003	H	W	74-55
Feb. 21, 2004	A	W	81-66
Feb. 16, 2005	H	W	90-53
Jan. 31, 2006	A	W	69-58
Jan. 20, 2007	H	W	79-70
March 10, 2007	SEC	W	80-59
Jan. 16, 2008	A	L	87-89
Jan. 10, 2009	H	W	78-68
Feb. 20, 2010	A	W	64-61
Jan. 8, 2011	H	W	77-71
Jan. 26, 2012	A	W	64-60
Feb. 2, 2013	H	W	78-64
March 17, 2013	SEC	L	63-66
Feb. 22, 2014	A	W	75-71

Mississippi State (61-49)

Jan. 10, 1936	A	L	32-51
Jan. 11, 1936	A	L	22-36
Jan. 8, 1937	H	L	25-27
Jan. 9, 1937	H	L	16-33
Dec. 20, 1940	A	W	53-28
Feb. 16, 1942	A	W	48-47
Feb. 17, 1942	A	L	31-48
Dec. 14, 1942	A	L	35-43
Dec. 15, 1942	A	L	29-33
Dec. 13, 1946	A	L	25-55
Dec. 8, 1947	H	W	53-47
Feb. 18, 1949	A	W	40-37
Dec. 3, 1949	A	W	63-45
Feb. 19, 1951	H	W	68-61
Feb. 6, 1952	A	L	58-72
Dec. 19, 1952	H	W	79-75
Feb. 20, 1954	A	L	66-70
Feb. 19, 1955	H	W	77-66
Feb. 18, 1956	A	L	74-84
Feb. 16, 1957	H	W	89-80
Feb. 15, 1958	A	L	78-90
Feb. 14, 1959	H	L	68-105
Feb. 15, 1960	A	L	75-81
Feb. 18, 1961	H	W	59-57
Feb. 17, 1962	A	L	45-67

Feb. 16, 1963	H	W	73-52
Feb. 15, 1964	A	L	61-68
Jan. 14, 1965	A	W	74-59
Feb. 13, 1965	H	W	68-51
Jan. 31, 1966	A	L	68-76
Feb. 14, 1966	H	W	78-74
Jan. 2, 1967	H	W	63-54
Feb. 25, 1967	A	W	59-54
Dec. 28, 1967	GB	L	65-66
Jan. 1, 1968	A	L	55-56
Feb. 24, 1968	H	L	61-71
Jan. 25, 1969	H	W	70-64
Feb. 22, 1969	A	W	96-79
Jan. 24, 1970	A	L	77-79
Feb. 21, 1970	H	W	87-70
Jan. 14, 1971	H	L	58-72
Feb. 20, 1971	A	L	65-70
Jan. 29, 1972	A	L	68-69
Feb. 26, 1972	H	W	88-80
Jan. 27, 1973	H	W	66-64
Feb. 24, 1973	A	L	75-81
Jan. 5, 1974	A	L	70-91
Feb. 4, 1974	H	W	78-75
Jan. 4, 1975	H	W	94-82
Feb. 3, 1975	A	W	107-104 (2OT)
Jan. 10, 1976	H	W	90-78
Feb. 7, 1976	A	W	78-71 (OT)
Jan. 3, 1977	H	W	97-75
March 5, 1977	A	W	79-72
Jan. 28, 1978	H	L	74-78
Feb. 25, 1978	A	L	51-70
Jan. 20, 1979	H	W	77-75
Feb. 17, 1979	A	L	64-80
Dec. 15, 1979	H	L	72-90
Feb. 23, 1980	A	L	73-90
Dec. 6, 1980	H	W	81-71
Feb. 28, 1981	A	L	68-89
Nov. 29, 1981	H	W	70-62
Feb. 27, 1982	A	L	56-67
Jan. 5, 1983	H	L	60-62
March 5, 1983	A	L	53-78
Jan. 4, 1984	A	W	56-55
March 3, 1984	H	W	60-59
Jan. 30, 1985	H	W	72-57
March 2, 1985	A	W	69-63
Jan. 29, 1986	A	W	73-64
March 1, 1986	H	W	76-68
Jan. 7, 1987	H	W	100-56
Feb. 7, 1987	A	W	84-56
Jan. 13, 1988	A	W	55-45
Feb. 13, 1988	H	W	69-52
Jan. 21, 1989	H	W	81-57
Feb. 22, 1989	A	W	78-69
Jan. 20, 1990	A	L	73-98
Feb. 21, 1990	H	L	54-79
Jan. 19, 1991	H	W	85-82
Feb. 20, 1991	A	L	

ALL-TIME SERIES SCORES

Jan. 29, 2011	A	L	64-71
Jan. 28, 2012	H	W	69-57
Jan. 26, 2013	A	W	82-47
Feb. 9, 2013	H	W	83-58
Jan. 30, 2014	A	W	62-51

Mississippi Valley St. (1-0)

Dec. 19, 2011	H	W	82-54
---------------	---	---	-------

Missouri (3-1)

Jan. 19, 2013	H	W	83-52
Feb. 19, 2013	A	L	60-63
Feb. 4, 2014	H	W	68-58
March 14, 2014	SEC	W	72-49

Missouri-Kansas City (1-0)

Nov. 30, 2008	N	W	86-65
---------------	---	---	-------

Missouri State (1-0)

March 20, 1986	H	W	54-53
----------------	---	---	-------

Missouri Western (2-0)

Dec. 16, 1975	H	W	99-70
Dec. 20, 1980	H	W	98-82

Montana State (1-0)

Nov. 25, 2003	H	W	112-73
---------------	---	---	--------

Morehead State (2-1)

Dec. 1, 1969	N	L	73-82
Dec. 22, 1998	H	W	117-70
Nov. 21, 2010	H	W	61-55

Morgan State (1-0)

Jan. 3, 2006	H	W	92-49
--------------	---	---	-------

Muhlenberg (1-0)

Dec. 17, 1956	N	W	97-90
---------------	---	---	-------

Navy (1-1)

Dec. 29, 1960	N	L	62-69 (OT)
Dec. 28, 1961	N	W	68-63

Naval Air Gunnery (1-0)

Feb. 17, 1943	A	W	74-53
---------------	---	---	-------

Naval Inshore Patrol (1-0)

Feb. 10, 1943	A	W	52-35
---------------	---	---	-------

New Hampshire (3-0)

Nov. 29, 1999	H	W	131-72
Dec. 30, 2000	H	W	102-54
Nov. 28, 2001	A	W	108-56

New Orleans (3-0)

Dec. 27, 1989	N	W	69-64
Dec. 22, 2001	H	W	76-60
Feb. 17, 2003	H	W	77-48

Nicholls State (1-0)

Nov. 15, 1997	H	W	66-63
---------------	---	---	-------

Norfolk State (1-0)

March 18, 2012	N	W	84-50
----------------	---	---	-------

North Carolina (2-3)

1922-23	A	L	14-59
Feb. 13, 1926	A	L	6-42
Dec. 21, 1964	H	W	73-54
Dec. 18, 1965	A	L	59-66
April 1, 2000	N	W	71-59

North Carolina A&T (1-0)

Nov. 18, 2010	H	W	105-55
---------------	---	---	--------

North Carolina Central (1-0)

Nov. 14, 2007	H	W	105-51
---------------	---	---	--------

North Carolina State (3-6)

Feb. 6, 1921	A	W	39-18
1922-23	A	L	18-30
1923-24	A	L	24-41
Feb. 1, 1929	H	L	19-44
Feb. 2, 1929	H	L	20-39
Dec. 16, 1938	H	L	21-54
Dec. 17, 1938	H	L	30-33
March 13, 1987	N	W*	82-70
Jan. 3, 2009	H	W	68-66
Jan. 3, 2010	A	W	62-61 (OT)

*Vacated by NCAA

North Dakota State (1-0)

Nov. 9, 2007	H	W	75-65
--------------	---	---	-------

North Florida (4-0)

Nov. 14, 2006	H	W	86-40
Nov. 20, 2007	H	W	102-51
Nov. 17, 2011	H	W	91-55
Nov. 8, 2013	H	W	77-69

Northeastern (1-0)

Dec. 22, 2003	H	W	101-84
---------------	---	---	--------

Northwestern (1-2)

Dec. 26, 1968	N	L	72-76
Dec. 6, 1969	A	L	79-83
Dec. 21, 1970	H	W	88-73

NW Missouri State (1-0)

Dec. 9, 1974	H	W	114-51
--------------	---	---	--------

Northwestern State (1-0)

March 22, 2013	N	W	79-47
----------------	---	---	-------

O.C.S. (1-0)

Jan. 8, 1943	H	W	63-12
--------------	---	---	-------

Oglethorpe (1-1)

Feb. 15, 1927	A	L	28-41
Feb. 20, 1935	H	W	50-40

Ohio University (2-1)

1926-27	A	L	29-38
Nov. 30, 1978	H	W	96-61
March 18, 2005	N	W	67-62

Ohio State (4-8)

Dec. 22, 1981	A	L	58-61
Dec. 3, 1982	H	L	74-80
Dec. 3, 1985	A	L	73-80
Dec. 20, 1986	N	W	82-72
Dec. 30, 1986	N	L	84-88
Dec. 16, 1987	H	W	102-69
Dec. 27, 1988	N	L	68-93
Dec. 23, 2006	H	W	86-60
April 2, 2007	N	W	84-75
Dec. 22, 2007	A	L	49-62
Nov. 16, 2010	H	L	75-93
Nov. 15, 2011	A	L	74-81

Oklahoma (1-0)

Dec. 30, 1995	N	W	76-72 (OT)
---------------	---	---	------------

Oklahoma State (2-0)

Dec. 28, 1993	N	W	74-69
March 26, 2000	N	W	77-65

Olson Swedes (0-1)

Jan. 3, 1928	H	L	28-53
--------------	---	---	-------

Oregon (1-0)

March 25, 2007	N	W	85-77
----------------	---	---	-------

Orlando AFB (2-0)

Jan. 24, 1946	A	W	59-34
Jan. 26, 1946	A	W	60-35

Paris Island Marines (1-0)

Feb. 9, 1927	H	W	41-28
--------------	---	---	-------

Pennsylvania (2-2)

Dec. 28, 1974	N	L	88-100
March 19, 1994	N	W	70-58
Dec. 28, 1996	N	L	63-71
March 11, 1999	N	W	75-61

Penn State (1-2)

Dec. 30, 1965	N	L	52-54
Dec. 28, 1982	N	W	82-60
March 24, 2009	H	L	62-71

Pinellas AAF (0-1)

Dec. 15, 1944	H	L	34-40
---------------	---	---	-------

Pittsburgh (3-4)

Dec. 28, 1948	A	L	40-50
Dec. 29, 1948	A	L	39-45
Dec. 28, 1955	N	W	98-72
Jan. 2, 1988	A	L	68-80
Dec. 22, 1988	H	L	87-90
March 23, 1992	A	W	77-74
March 22, 2014	N	W	61-45

Prairie View (1-0)

Nov. 21, 2006	H	W	94-33
---------------	---	---	-------

Presbyterian (1-0)

Dec. 30, 2009	H	W	79-38
---------------	---	---	-------

Providence (4-0)

Dec. 16, 1978	A	W	79-61
Nov. 27, 2004	N	W	84-66
Dec. 6, 2005	A	W	87-77
Dec. 6, 2006	H	W	85-67

Puerto Rico (1-0)

Nov. 30, 1996	A	W	93-63
---------------	---	---	-------

Purdue (2-3)

Dec. 27, 1980	N	L	87-95
March 15, 1987	N	W*	85-66
March 25, 1992	N	W	74-67
Dec. 28, 1992	N	L	63-67
Nov. 23, 1999	N	L	68-79
March 18, 2007	N	W	74-67

*Vacated by NCAA

Radford (1-0)

Dec. 22, 2010	H	W	66-55
---------------	---	---	-------

Ralph's Dry Cleaners (2-0)

Dec. 11, 1926	A	W	42-10
Dec. 16, 1926	H	W	37-17

Rhode Island (1-0)

Jan. 3, 2011	H	W	84-59
--------------	---	---	-------

Rice (2-1)

Dec. 5, 1960	A	L	63-68
Dec. 4, 1961	H	W	70-67
Dec. 27, 1962	N	W	66-57

Richmond (2-2)

1922-23	A	L	25-27
March 19, 1992	H	W	66-52
Dec. 19, 2009	N	L	53-56
Jan. 4, 2014	H	W	67-58

Rider (1-0)

Dec. 9, 2011	N	W	90-69
--------------	---	---	-------

Robert Morris (1-0)

Dec. 30, 1996	N	W	106-69
---------------	---	---	--------

Rollins (17-0)

Jan. 21, 1922	H	W	43-17
Feb. 11, 1922	A	W	48-29
1922-23	H	W	42-21
Jan. 15, 1926	A	W	48-13
Feb. 1, 1926	H	W	38-14
Jan. 21, 1928	H	W	48-16
Feb. 1, 1926	A	W	30-23
Jan. 22, 1929	H	W	41-17
Jan. 17, 1930	A	W	50-24
Feb. 8, 1930	H	W	44-27
Feb. 23, 1931	H	W	44-21
Feb. 3, 1932	A	W	34-10
Feb. 24, 1941	A	W	65-35
Dec. 8, 1954	H	W	86-65
Dec. 8, 1955	H	W	99-60
Dec. 16, 1957	H	W	87-63
Dec. 10, 1958	H	W	84-54

Roosevelt (1-0)

Dec. 30, 1975	H	W	121-54
---------------	---	---	--------

Rutgers (4-2)

Dec. 26, 1972	N	L	79-81 (OT)
Dec. 22, 1999	N	W	85-65
Dec. 9, 2000	H	W	79-65
Nov. 17, 2007	H	W	88-63
Nov. 28, 2009	N	W	73-58
Dec. 29, 2011	A	L	83-85 (2OT)

St. Augustine YMCA (1-0)

Feb. 3, 1916	A	W	46-32
--------------	---	---	-------

St. Bonaventure (1-0)

Dec. 27, 1977	N	W	88-75
---------------	---	---	-------

St. Francis (Pa.) (1-0)

Dec. 30, 1994	H	W	87-72
---------------	---	---	-------

St. John's (0-0)

March 17, 1988	N	W*	62-59
----------------	---	----	-------

*Vacated by NCAA

St. Joseph's (1-1)

Dec. 19, 1956	N	W	86-72
Dec. 27, 1967	N	L	69-89

St. Leo (2-0)

Feb. 9, 1983	H	W	85-49
Feb. 8, 1984	H	W	95-61

St. Peter's (1-0)

Nov. 9, 2005	H	W	80-51
--------------	---	---	-------

Sam Houston State (2-0)

March 21, 2003	N	W	85-55
Dec. 29, 2004	H	W	83-51

Samford (2-0)

ALL-TIME SERIES SCORES

San Diego State (1-1)

Dec. 21, 1985	N	L	62-63
March 19, 2008	H	W	73-49

San Jose State (0-1)

Dec. 30, 1974	N	L	80-83
---------------	---	---	-------

Savannah State (3-0)

Jan. 18, 2006	H	W	113-67
Nov. 20, 2012	H	W	58-40
Dec. 29, 2013	H	W	76-34

Savannah YMCA (2-2)

1919-20	A	L	24-28
Feb. 5, 1921	A	W	38-20
Jan. 29, 1922	A	L	22-26
Feb. 17, 1922	H	W	41-18

Scranton (0-1)

Dec. 29, 1939	A	L	33-39
---------------	---	---	-------

Sears (1-0)

Jan. 6, 1932	H	W	55-20
--------------	---	---	-------

Seton Hall (1-1)

Dec. 28, 1939	A	L	40-43
Nov. 28, 1987	N	W	70-68

Sewanee (3-1)

Feb. 15, 1938	A	L	31-33
Feb. 6, 1939	H	W	33-27
Feb. 7, 1939	H	W	44-37
Dec. 3, 1973	H	W	98-59

Siena (1-0)

Nov. 30, 1988	H	W	71-67
---------------	---	---	-------

South Alabama (2-2)

March 14, 1984	N	L	87-88
Dec. 30, 1999	H	W	82-61
March 16, 2006	N	W	76-50
Dec. 22, 2009	H	L	66-67

South Carolina (42-22)

Feb. 11, 1926	A	L	22-29
Feb. 17, 1927	A	L	33-39
Feb. 18, 1927	A	L	20-37
Feb. 6, 1928	A	W	41-31
Feb. 7, 1928	A	L	40-47
Feb. 14, 1930	A	W	30-23
Feb. 15, 1930	A	W	42-17
Feb. 10, 1931	A	W	43-27
Feb. 11, 1931	A	W	42-30
Feb. 16, 1931	H	W	63-29
Feb. 17, 1931	H	W	39-20
Feb. 12, 1934	A	L	31-51
Feb. 13, 1934	A	L	31-36
Jan. 21, 1935	H	L	35-37
Jan. 22, 1935	H	L	16-28
Dec. 27, 1956	GB	L	71-77
Jan. 8, 1992	H	W	53-52
Feb. 22, 1992	A	W	50-48
Jan. 20, 1993	H	L	76-81
Feb. 24, 1993	A	W	80-73
Jan. 15, 1994	A	W	77-75
Feb. 19, 1994	H	W	88-64
March 11, 1994	SEC	W	84-57
Jan. 18, 1995	A	W	71-59
Feb. 11, 1995	H	W	71-56
Jan. 13, 1996	H	W	81-69
Feb. 21, 1996	A	L	75-80
Jan. 15, 1997	H	L	79-80
Feb. 8, 1997	A	L	68-76
Jan. 28, 1998	A	L	72-74
Feb. 21, 1998	H	L	74-79
March 6, 1998	SEC	L	60-71

Jan. 13, 1999	A	W	68-51
Feb. 24, 1999	H	W	89-61
Feb. 2, 2000	A	W	86-82
March 1, 2000	H	W	87-67
Jan. 7, 2001	A	L	68-69
Jan. 27, 2001	H	W	69-57
Jan. 5, 2002	H	W	69-60
Feb. 5, 2002	A	W	72-63
Jan. 18, 2003	A	W	77-75
Feb. 25, 2003	H	W	93-63
Jan. 7, 2004	A	W	65-62
Feb. 25, 2004	H	W	69-58
Jan. 29, 2005	H	W	80-72
Feb. 27, 2005	A	W	66-65
Jan. 25, 2006	A	L	62-68
Feb. 8, 2006	H	L	67-61
March 12, 2006	N	W	49-47
Jan. 13, 2007	A	W	84-50
Feb. 21, 2007	H	W	63-49
Jan. 23, 2008	A	W	73-71
Feb. 20, 2008	H	W	85-82
Jan. 21, 2009	A	L	69-70
Feb. 3, 2009	H	W	97-93
Jan. 23, 2010	H	W	58-56
Feb. 10, 2010	A	L	71-77
Jan. 15, 2011	H	L	69-72
Feb. 9, 2011	A	W	79-60
Jan. 14, 2012	A	W	79-65
Feb. 2, 2012	H	W	74-66
Jan. 30, 2012	H	W	75-36
Jan. 8, 2014	H	W	74-58
March 4, 2014	A	W	72-46

S. Jax Greenbacks (2-2)

1923-24	H	W	30-29
1923-24	A	L	31-34
Jan. 9, 1926	A	L	25-30
Jan. 23, 1926	H	W	46-22

Southeastern La. (1-0)

Dec. 19, 2012	H	W	82-43
---------------	---	---	-------

Southern (2-0)

Nov. 28, 2006	H	W	83-27
Nov. 18, 2013	H	W	67-53

Southern Methodist (1-2)

Dec. 6, 1960	A	L	64-74
Dec. 4, 1986	N	W	110-70
Dec. 3, 1987	A	L	76-82

Southern Mississippi (1-0)

March 13, 1986	H	W	81-71
----------------	---	---	-------

Southern Utah (1-0)

Nov. 20, 2008	H	W	64-50
---------------	---	---	-------

Spring Hill (1-1)

Dec. 9, 1946	H	W	49-36
Dec. 29, 1954	N	L	60-66

Stanford (0-4)

Dec. 23, 1974	A	L	70-80
Feb. 4, 1989	N	L	69-84
Dec. 21, 1990	A	L	74-86
Nov. 27, 2002	N	L	65-69

Stetson (52-14)

1919-20	A	L	28-35
Jan. 15, 1921	H	L	18-36
Jan. 22, 1921	A	L	16-55
Jan. 15, 1922	H	W	45-25
1923-24	H	W	19-9
1923-24	A	L	21-25
Jan. 16, 1926	A	W	24-23
Jan. 15, 1930	A	W	17-14
Jan. 31, 1930	H	W	40-26

Jan. 2, 1932	A	L	25-30
Jan. 7, 1933	H	W	46-38
Feb. 3, 1933	A	W	30-18
Feb. 6, 1934	A	L	30-33
Feb. 19, 1934	H	W	34-19
Jan. 19, 1935	A	W	40-32
Feb. 12, 1935	H	L	25-40
Jan. 7, 1936	H	W	27-24
Jan. 14, 1936	A	L	23-30
Jan. 19, 1937	A	L	32-34
Feb. 18, 1937	H	W	40-33
Jan. 10, 1938	H	W	39-27
Feb. 22, 1938	A	L	32-47
Jan. 17, 1939	A	W	32-29
Feb. 18, 1939	H	W	28-26
Feb. 5, 1940	A	W	42-30
Feb. 19, 1940	H	W	48-21
Feb. 1, 1941	A	W	36-32
Feb. 18, 1941	H	W	51-42
Jan. 14, 1947	A	W	39-31
Feb. 19, 1947	H	W	56-38
Jan. 20, 1948	A	W	55-31
Feb. 17, 1948	H	W	48-39
Dec. 8, 1948	H	W	67-34
Jan. 18, 1949	A	W	54-47
Jan. 12, 1950	H	W	64-51
Feb. 14, 1950	A	L	53-57
Jan. 6, 1951	A	W	63-61
Jan. 16, 1951	H	W	70-62
Dec. 8, 1951	H	W	63-56
Dec. 13, 1952	H	W	77-74
Dec. 5, 1953	H	L	55-74
Dec. 11, 1954	H	W	78-70
Dec. 14, 1955	H	W	92-74
Dec. 8, 1956	H	W	84-69
Dec. 4, 1957	H	W	79-65
Dec. 8, 1958	H	W	73-62
Dec. 15, 1959	H	L	74-79
Dec. 5, 1964	H	W	90-57
Nov. 26, 1983	H	L	73-77
Dec. 22, 1984	A	W	70-54
Dec. 30, 1985	H	W	69-66
Dec. 1, 1986	A	W	98-75
Dec. 1, 1992	H	W	70-52
Dec. 11, 1993	H	W	90-44
Nov. 25, 1994	H	W	73-64
Dec. 20, 1995	H	W	78-46
Dec. 14, 1996	H	W	57-47
Nov. 21, 1997	H	W	79-69
Dec. 28, 2001	H	W	94-66
Dec. 6, 2003	H	W	74-61
Dec. 8, 2004	H	W	93-54
Dec. 20, 2006	H	W	88-67
Nov. 27, 2007	H	W	71-48
Dec. 30, 2008	H	W	78-57
Nov. 15, 2009	H	W	74-46
Nov. 28, 2011	N	W	96-70

Syracuse (1-3)

March 19, 1987	N	L*	81-87
Nov. 18, 2005	N	W	75-70
Nov. 24, 2008	N	L	83-89
Dec. 10, 2009	N	L	73-85
Dec. 2, 2011	A	L	68-72

*Vacated by NCAA

Tampa (20-4)

Feb. 2, 1937	H	W	29-14
Feb. 20, 1937	A	L	14-29
Feb. 8, 1938	A	W	24-21
Feb. 11, 1938	H	W	34-18
Feb. 6, 1940	A	W	53-35
Feb. 16, 1940	H	W	48-30
Jan. 15, 1943	H	W	55-24
Jan. 16, 1943	H	W	61-36
Jan. 25, 1947	H	W	50-30
Feb. 22, 1947	A	W	49-37
Dec. 3, 1947	H	W	70-43
Jan. 17, 1948	A	W	40-30

Dec. 14, 1948	A	W	50-45
Feb. 15, 1949	H	W	68-62
Jan. 17, 1950	A	L	50-63
Feb. 22, 1950	H	W	59-52
Jan. 18, 1951	H	L	49-51
Feb. 15, 1951	A	L	56-70
Dec. 18, 1953	H	W	89-65
Dec. 13, 1954	H	W	68-61
Dec. 12, 1955	H	W	110-62
Dec. 5, 1956	H	W	94-63
Dec. 2, 1959	H	W	79-63
Dec. 11, 1963	H	W	108-75

Temple (2-4)

March 13, 1969	N	L	66-82
Dec. 29, 1981	N	L	81-85
Dec. 19, 1992	N	L	62-67
March 18, 2001	N	L	54-75
Nov. 8, 2001	N	W	72-64
Dec. 30, 2007	N	W	86-69

Tennessee (55-72)

1926-27	A	L	19-22
Feb. 28, 1931	SC	W	33-29
Feb. 16, 1938	A	L	28-42
Feb. 23, 1940	H	W	41-38
March 2, 1940	SEC	L	32-42
Feb. 29, 1941	SEC	L	26-47
Dec. 17, 1948	H	L	52-58
Feb. 3, 1950	A	L	56-65
Dec. 16, 1950	A	L	54-60
Dec. 19, 1951	H	W	58-47
Feb. 23, 1953	A	L	73-82
Feb. 6, 1954	H	L	58-62
Feb. 5, 1955	A	L	75-102
Feb. 4, 1956	H	W	68-64
Feb. 4, 1957	A	L	79-97
Feb. 3, 1958	H	L	91-100
Feb. 2, 1959	A	L	70-100
Feb. 1, 1960	H	L	68-84
Feb. 6, 1961	A	L	68-83
Feb. 5, 1962	H	W	92-83
Feb. 4, 1963	A	W	84-73
Feb. 3, 1964	H	L	58-59
Feb. 1, 1965	A	L	43-75
March 1, 1965	H	W	58-56
Feb. 5, 1966	A	L	47-76
Feb. 21, 1966	H	W	67-63
Jan. 16, 1967	H	L	53-66
Jan. 21, 1967	A	L	42-56
Jan. 15, 1968	A	L	52-67
Jan. 20, 1968	H	W	59-46
Jan. 13, 1969	A	L	63-64
Feb. 17, 1969	H	W	65-63
Jan. 12, 1970	H	W	57-56 (OT)
Feb. 16, 1970	A	L	61-72
Jan. 11, 1971	A	L	75-85
Feb. 15, 1971	H	W	56-55
Jan. 17, 1972	H	L	50-61
Feb. 21			

ALL-TIME SERIES SCORES

Jan. 22, 1983	H	W	78-74
Feb. 19, 1983	A	L	53-78
March 10, 1983	SEC	L	62-78
Jan. 21, 1984	A	L	65-70
Feb. 18, 1984	A	L	74-75 (20T)
March 8, 1984	SEC	L	74-80 (OT)
Jan. 2, 1985	H	W	84-70
Feb. 2, 1985	A	W	93-86
Jan. 2, 1986	A	W	77-75 (OT)
Feb. 1, 1986	H	W	69-61
Jan. 17, 1987	H	W	97-90
Feb. 18, 1987	A	L	81-71
Jan. 23, 1988	A	W	76-56
Feb. 24, 1988	H	L	63-65
March 11, 1988	SEC	W	67-60
Jan. 18, 1989	A	L	76-83
Feb. 18, 1989	H	W	99-81
March 11, 1989	SEC	W	76-71
Jan. 17, 1990	H	L	75-80
Feb. 17, 1990	A	L	57-75
Jan. 16, 1991	H	L	67-70
Feb. 16, 1991	A	W	73-68
Jan. 18, 1992	H	W	71-65
Feb. 26, 1992	A	W	72-68
Jan. 24, 1993	A	W	80-68
Feb. 27, 1993	H	W	84-70
Jan. 8, 1994	A	W	86-71
March 5, 1994	H	W	82-71
Jan. 22, 1995	A	W	62-47
Feb. 15, 1995	H	W	70-48
Feb. 7, 1996	H	W	63-51
March 2, 1996	A	W	73-71
Jan. 25, 1997	A	W	56-50
Feb. 19, 1997	H	W	76-54
Jan. 3, 1998	H	W	83-69
Feb. 25, 1998	A	L	75-79
Jan. 23, 1999	H	W	93-72
Feb. 10, 1999	A	L	56-91
Jan. 18, 2000	H	L	79-81 (20T)
Feb. 12, 2000	A	L	73-76 (OT)
Jan. 30, 2001	H	W	81-67
Feb. 18, 2001	A	W	88-82
Jan. 1, 2002	A	W	104-100 (OT)
Feb. 26, 2002	H	W	68-62
Jan. 15, 2003	H	W	77-64
Feb. 15, 2003	A	L	59-66
Jan. 10, 2004	H	W	95-57
Jan. 31, 2004	A	L	63-65
Jan. 19, 2005	H	L	76-83 (OT)
Feb. 12, 2005	A	W	84-73
Jan. 21, 2006	A	L	76-80
Feb. 22, 2006	H	L	72-76
Feb. 3, 2007	H	W	94-78
Feb. 27, 2007	A	L	76-86
Feb. 5, 2008	A	L	82-104
March 5, 2008	H	L	86-89
Jan. 31, 2009	A	L	63-79
March 1, 2009	H	L	75-79
Jan. 31, 2010	A	L	60-61
Feb. 23, 2010	H	W	75-62
Jan. 11, 2011	A	W	81-75 (OT)
Feb. 12, 2011	H	W	61-60
March 11, 2011	SEC	W	85-74
Jan. 7, 2012	A	L	56-67
Feb. 11, 2012	H	L	70-75
Feb. 26, 2013	A	L	58-64
Jan. 25, 2014	H	W	67-41
Feb. 11, 2014	A	W	67-58
March 15, 2014	SEC	W	56-49

Tennessee-Chattanooga (1-0)

Nov. 18, 2006 H W 93-44

Tennessee Tech (1-0)

Nov. 11, 2007 H W 93-65

Texas (3-4)

Dec. 30, 1964 N W 62-49
Dec. 16, 1989 A L 94-105

Nov. 27, 1990	H	L	74-76
Dec. 4, 1993	A	W	76-68
Dec. 10, 1994	H	W	91-73
Dec. 4, 1996	H	L	64-82
Dec. 9, 1997	A	L	82-85

Texas A&M (4-1)

Jan. 2, 1992	H	W	73-46
Dec. 22, 1992	A	L	54-57 (OT)
Dec. 17, 2011	N	W	84-64
Jan. 17, 2013	A	W	68-47
Feb. 1, 2014	H	W	69-36

Texas Christian (2-0)

Dec. 21, 1974	A	W	73-61
March 17, 1986	H	W	77-75

Texas Tech (2-0)

Dec. 10, 1960	H	W	79-76
Dec. 8, 1962	A	W	71-69 (OT)

Toledo (1-0)

Nov. 14, 2008	H	W	80-58
---------------	---	---	-------

Towson (1-0)

Jan. 4, 1988	H	W	77-55
--------------	---	---	-------

Troy (1-0)

Nov. 20, 2009	H	W	80-58
---------------	---	---	-------

Tulane (12-11)

Jan. 6, 1948	A	L	35-52
Jan. 3, 1949	H	L	51-63
Dec. 16, 1949	A	L	50-69
Feb. 6, 1951	H	W	72-64
March 1, 1951	N	L	52-62
Feb. 22, 1952	A	L	77-102
Jan. 16, 1953	H	W	87-57
Jan. 9, 1954	A	L	64-86
Jan. 8, 1955	H	L	74-85
Jan. 7, 1956	A	W	61-54
Jan. 5, 1957	H	W	70-62
Jan. 4, 1958	A	L	75-84
Jan. 3, 1959	H	L	62-68
Jan. 4, 1960	A	L	55-71
Jan. 9, 1961	H	W	83-79
Jan. 8, 1962	A	L	47-59
Jan. 7, 1963	H	W	109-74
Jan. 4, 1964	A	W	86-79
Jan. 2, 1965	H	W	85-63
Feb. 26, 1966	A	W	76-59
Dec. 29, 1983	N	W	65-53
Dec. 28, 2000	N	W	103-85
Dec. 2, 2001	H	W	81-65

Tulsa (0-2)

Dec. 10, 1962	A	L	79-85
Dec. 21, 1963	H	L	82-86

UAB (2-1)

Dec. 27, 1997	N	L	73-80
Dec. 30, 2006	H	W	75-70
Jan. 3, 2012	H	W	79-61

UCF (10-1)

Nov. 24, 1984	H	W	106-55
Nov. 26, 1985	H	W	86-56
Dec. 10, 1986	H	W	89-54
Dec. 20, 1994	H	W	83-69
Nov. 22, 1996	H	W	80-63
Nov. 18, 1997	H	W	100-85
Dec. 4, 2003	N	W	59-39
Dec. 3, 2005	H	W	80-47
Dec. 20, 2008	N	W	89-61
Dec. 1, 2010	N	L	54-57
Nov. 23, 2012	H	W	79-66

UCLA (4-0)

April 3, 2006	N	W	73-57
March 31, 2007	N	W	76-66
March 19, 2011	N	W	73-65
March 27, 2014	N	W	79-68

UC Santa Barbara (1-0)

March 17, 2011	N	W	79-51
----------------	---	---	-------

UNC Wilmington (3-0)

Dec. 2, 1978	A	W	66-51
Dec. 23, 1999	H	W	80-53
Nov. 12, 2010	H	W	77-60

Union College (Ky.) (1-0)

Feb. 3, 1941	A	W	46-26
--------------	---	---	-------

USF (18-5)

Dec. 4, 1971	N	W	116-87
Dec. 14, 1971	N	W	98-77
Dec. 1, 1973	H	W	81-69
Dec. 17, 1976	ST	W	70-53
Dec. 4, 1981	FF	L	56-58
Dec. 11, 1982	H	L	73-77
Jan. 11, 1983	A	W	92-79 (OT)
Nov. 30, 1983	H	W	79-77
Dec. 4, 1984	A	W	82-68
Dec. 7, 1985	H	W	69-55
Dec. 13, 1986	A	W	68-52
Dec. 21, 1987	H	W	83-69
Jan. 9, 1989	A	W	87-82 (OT)
Dec. 23, 1989	H	W	91-54
Nov. 24, 1990	A	L	61-70
Dec. 15, 1991	H	L	71-73
Dec. 4, 1992	A	W	80-78
Dec. 6, 1993	H	W	66-55
Jan. 11, 1994	A	W	69-64
Nov. 28, 1995	A	L	58-73
Dec. 10, 1996	H	W	85-53
Dec. 8, 2001	A	W	92-73
Dec. 8, 2002	H	W	68-52

Utah (1-1)

Nov. 27, 1988	N	W	77-68
April 1, 1992	N	L	78-81

Utah State (1-0)

Nov. 22, 1999	N	W	60-58
---------------	---	---	-------

Valdosta State (1-0)

Dec. 1, 1972	H	W	100-76
--------------	---	---	--------

Vanderbilt (62-64)

Jan. 17, 1931	H	L	25-42
Jan. 19, 1931	A	L	35-43
Jan. 18, 1932	A	L	32-36
Jan. 19, 1932	A	W	43-33
Feb. 10, 1933	H	L	41-42
Feb. 11, 1933	H	W	43-27
Feb. 25, 1934	SEC	W	24-23
Feb. 14, 1938	A	L	24-59
Feb. 28, 1941	SEC	W	48-41
Feb. 4, 1950	A	L	34-54
Dec. 18, 1950	A	L	64-81
Jan. 19, 1952	H	W	86-70
Feb. 29, 1952	SEC	W	66-63
Jan. 2, 1953	A	L	73-85
Feb. 27, 1954	H	L	68-76
Feb. 26, 1955	A	L	72-100
Feb. 25, 1956	H	L	75-80
Feb. 23, 1957	A	L	59-76
Feb. 22, 1958	H	W	73-53
Feb. 21, 1959	A	L	66-77
Feb. 20, 1960	A	W	81-75 (OT)
Feb. 25, 1961	A	L	60-77
Feb. 24, 1962	H	W	78-68
Feb. 23, 1963	A	L	74-78

Feb. 22, 1964	H	L	79-91
Feb. 20, 1965	A	L	78-80
Feb. 19, 1966	H	L	86-89
Dec. 19, 1966	A	L	69-77
Feb. 4, 1967	H	W	83-75
Dec. 18, 1967	H	W	74-72
Feb. 3, 1968	A	W	91-85
Jan. 6, 1969	H	L	55-62
Feb. 10, 1969	A	W	75-73
Jan. 5, 1970	A	L	79-90
Feb. 9, 1970	H	W	81-79
Jan. 4, 1971	H	W	84-82 (OT)
Feb. 8, 1971	A	L	81-92
Jan. 10, 1972	A	L	87-104
Feb. 14, 1972	H	L	74-90
Jan. 8, 1973	H	W	80-72
Feb. 12, 1973	A	L	71-78
Feb. 2, 1974	A	L	52-58
March 9, 1974	H	W	80-77
Feb. 1, 1975	H	W	101-90 (OT)
March 8, 1975	A	L	83-102
Jan. 26, 1976	H	L	81-85 (OT)
Feb. 23, 1976	A	L	67-71
Jan. 15, 1977	H	W	83-72
Feb. 12, 1977	A	L	72-85
Jan. 9, 1978	H	W	67-65
Feb. 6, 1978	A	L	57-59 (20T)
Jan. 24, 1979	H	L	56-57
Jan. 29, 1979	A	W	90-87 (OT)
Jan. 21, 1980	A	L	85-105
Feb. 20, 1980	H	L	71-74
Feb. 27, 1980	SEC	W	72-71
Jan. 28, 1981	H	L	70-72
Feb. 25, 1981	A	L	64-73
Jan. 27, 1982	A	L	48-51
Feb. 24, 1982	H	L	67-81
March 3, 1982	SEC	L	46-47 (20T)
Jan. 15, 1983	A	L	58-69
Feb. 12, 1983	H	W	61-54
Jan. 15, 1984	H	W	73-59
Feb. 11, 1984	A	W	71-63
Jan. 10, 1985	A	W	68-64
Feb. 9, 1985	H	W	78-66
Jan. 8, 1986	H	W	86-55
Feb. 8, 1986	A	L	59-60
Jan. 24, 1987	H	W	85-81
Feb. 25, 1987	A	L	76-84
Jan. 30, 1988	A	L	65-92
March 2, 1988	H	W	81-65
Jan. 25, 1989	A	W	81-78 (OT)
Feb. 25, 1989	H	W	83-80 (OT)
Jan. 24, 1990	H	L	64-71
Feb. 24, 1990	A	L	54-67
March 8, 1990	SEC	L	58-68
Jan. 30, 1991	H	L	57-60
March 2, 1991	A	L	68-82
Jan. 25, 1992	H	W	

ALL-TIME SERIES SCORES

Jan. 17, 2004	A	L	72-86
Feb. 7, 2004	H	W	81-71
March 12, 2004	SEC	W	91-69
Jan. 15, 2005	A	W	82-65
Feb. 23, 2005	H	W	69-61
Jan. 28, 2006	H	W	81-58
Feb. 15, 2006	A	W	73-68
Jan. 31, 2007	H	W	74-64
Feb. 17, 2007	A	L	70-83
Jan. 27, 2008	H	W	86-64
Feb. 16, 2008	A	L	58-61
Jan. 25, 2009	A	W	94-69
Feb. 21, 2009	H	W	82-68
Jan. 9, 2010	A	L	87-95
March 2, 2010	H	L	60-64
Feb. 1, 2011	H	W	65-61 (OT)
March 5, 2011	A	W	86-76
March 12, 2011	SEC	W	77-66
Feb. 4, 2012	H	W	73-65
Feb. 28, 2012	A	L	67-77
March 6, 2013	H	W	66-40
Feb. 25, 2014	A	W	57-54

Vermont (2-0)

Dec. 23, 1977	A	W	93-67
Nov. 30, 2007	N	W	86-61

Villanova (2-2)

Dec. 22, 1993	A	W	85-77
Jan. 14, 1995	H	L	70-72
March 20, 2005	N	L	65-76
March 26, 2006	N	W	75-62

Virginia (1-1)

March 30, 1992	N	L	56-62
March 16, 2012	N	W	71-45

VMI (3-1)

Feb. 9, 1921	A	L	20-60
1922-23	A	W	19-15
Dec. 2, 1964	H	W	68-59
Dec. 28, 1999	H	W	113-68

Virginia Tech (4-5)

Dec. 29, 1961	N	L	69-78
Dec. 29, 1966	N	W	92-73
Dec. 29, 1969	N	W	48-45
Jan. 20, 1973	H	W	92-75
Dec. 22, 1973	A	L	74-85
Dec. 2, 1974	H	L	85-86
Dec. 13, 1975	A	L	60-90
Dec. 19, 1986	N	W	82-60
Dec. 28, 1991	N	L	57-79

Wake Forest (6-5)

Feb. 13, 1936	A	L	32-34
Feb. 15, 1936	A	W	32-24
Dec. 18, 1956	N	L	53-55
Dec. 2, 1960	A	L	79-85
Dec. 12, 1961	H	W	71-65
Dec. 15, 1962	H	W	73-67
Dec. 29, 1964	GB	W	82-65
Dec. 27, 1975	GB	L	75-78 (OT)
Dec. 3, 1994	A	W	81-70
Dec. 9, 1995	H	L	53-77
Nov. 17, 2005	N	W	77-72

Washington (2-1)

Dec. 21, 1965	A	W	66-60
Dec. 22, 1965	A	L	69-78
Nov. 25, 2008	N	W	86-84

Washington College (0-1)

Dec. 27, 1939	A	L	30-45
---------------	---	---	-------

Waycross (1-0)

Jan. 4, 1932	H	W	66-14
--------------	---	---	-------

Waycross NAS (1-0)

Feb. 8, 1945	A	W	42-40
--------------	---	---	-------

Weber State (1-0)

March 13, 1999	N	W	82-74 (OT)
----------------	---	---	------------

Welch Army Hospital (0-3)

Feb. 23, 1945	H	L	45-50
Jan. 7, 1946	H	L	30-36
Jan. 25, 1946	A	L	40-45

West Virginia (4-3)

Jan. 30, 1963	A	L	67-114
Dec. 9, 1967	A	W	82-72
March 3, 1969	A	W	75-57
Jan. 17, 1970	A	L	87-88 (OT)
March 1, 1971	H	W	72-71
Dec. 3, 2002	N	L	66-68
Dec. 20, 2003	N	W	70-57

Western Carolina (1-0)

Dec. 2, 1986	H	W	116-68
--------------	---	---	--------

Western Kentucky (2-0)

March 16, 2001	N	W	69-56
Nov. 24, 2006	N	W	101-68

Wichita State (2-0)

Dec. 7, 1991	A	W	61-50
Jan. 26, 1993	H	W	83-58

Wilmington (OH) College (0-1)

1926-27	A	L	18-46
---------	---	---	-------

Winthrop (1-0)

Dec. 28, 2008	N	W	74-45
---------------	---	---	-------

Wisconsin (2-2)

Dec. 20, 1967	A	L	81-86
Dec. 21, 1968	H	W	71-66
Nov. 14, 2012	H	W	74-56
Nov. 12, 2013	A	L	53-59

Wisconsin-Milwaukee (1-0)

March 18, 2006	N	W	82-60
----------------	---	---	-------

Wofford (6-0)

Feb. 11, 1921	A	W	45-35
Jan. 4, 1938	H	W	47-33
Dec. 5, 1951	H	W	76-52
Dec. 9, 1953	A	W	100-63
Dec. 4, 1954	H	W	76-61
Dec. 5, 1955	H	W	85-66

Florida vs. the SEC

Team	All-Time	2014/2013	Last 5	Last 10	Home	Road	*SEC Tourney	#Other
Alabama	64-73	2-0/2-0	5-0	9-1	40-19	18-47	6-7	—
Arkansas	17-11	1-0/1-1	4-1	8-2	9-2	5-8	3-1	—
Auburn	75-87	2-0/1-0	5-0	9-1	46-29	25-55	4-3	—
Georgia	109-99	1-0/2-0	4-1	7-3	63-36	37-60	2-1	7-2
Kentucky	37-94	3-0/1-1	1-4	2-8	24-33	9-48	4-12	0-1
LSU	43-60	1-0/2-0	5-0	7-3	27-19	13-33	3-8	—
Mississippi	62-43	1-0/1-1	4-1	8-2	37-11	22-28	4-3	0-1
Mississippi State	61-49	1-0/2-0	3-2	6-4	38-13	21-33	1-3	0-1
Missouri	3-1	2-0/1-1	1-1	1-1	2-0	0-1	1-0	—
South Carolina	42-22	2-0/1-0	4-1	7-3	20-7	20-13	2-1	0-1
Tennessee	55-72	3-0/0-1	2-3	4-6	33-25	17-43	4-4	1-0
Texas A&M	4-1	1-0/1-0	3-1	3-1	2-0	1-1	—	1-0
Vanderbilt	62-64	1-0/1-0	4-1	7-3	39-18	17-34	6-2	—

* Florida is 0-1 vs. Tulane in the SEC Tournament
#at neutral sites other than the SEC Tournament

FLORIDA VS. THE CONFERENCE

America East

Albany	2-0	1.000
New Hampshire	3-0	1.000
Vermont	2-0	1.000
Totals	7-0	1.000

American

Connecticut	1-2	.333
Houston	0-2	.000
Memphis	2-0	1.000
SMU	1-2	.333
Temple	2-4	.333
Tulane	12-11	.521
Tulsa	0-2	.000
UCF	10-1	.909
USF	18-5	.783
Totals	46-29	.613

ACC

Boston College	2-0	1.000
Clemson	9-9	.500
Duke	4-12	.250
Florida State	43-22	.656
Georgia Tech	20-26	.435
Louisville	1-8	.111
Miami	45-22	.672
North Carolina	2-3	.400
N.C. State	3-6	.333
Pittsburgh	3-4	.429
Syracuse	1-3	.250
Virginia	1-1	.500
Virginia Tech	4-5	.444
Wake Forest	6-5	.545
Totals	144-126	.533

Atlantic Sun

Florida Gulf Coast	2-0	1.000
Jacksonville	30-5	.853
North Florida	4-0	1.000
Seton	52-14	.788
Totals	88-19	.822

Atlantic 10

Davidson	0-2	.000
Dayton	1-0	1.000
Duquesne	2-0	1.000
Fordham	1-2	.333
George Mason	1-0	1.000
George Washington	2-1	.667
LaSalle	0-1	.000
Massachusetts	1-2	.333
Rhode Island	1-0	1.000
Richmond	2-2	.500
St. Bonaventure	1-0	1.000
St. Joseph's	1-1	.500
Totals	13-11	.542

Big East

Butler	2-1	.667
Creighton	1-2	.333
DePaul	2-1	.667
Georgetown	2-2	.500
Marquette	2-2	.500
Providence	4-0	1.000
Seton Hall	1-1	.500
Villanova	2-2	.500
Xavier	1-2	.333
Totals	17-13	.567

Big Sky

Montana State	1-0	1.000
Southern Utah	1-0	1.000
Weber State	1-0	1.000
Totals	3-0	1.000

Big South

Charleston Southern	5-0	1.000
Coastal Carolina	3-0	1.000
High Point	3-0	1.000
Liberty	1-0	1.000
Longwood	1-0	1.000
Presbyterian	1-0	1.000
Radford	1-0	1.000
Winthrop	1-0	1.000
Totals	16-0	.950

Big Ten

Illinois	1-4	.200
Indiana	0-3	.000
Maryland	2-1	.667
Michigan	1-1	.500
Michigan State	3-3	.500
Minnesota	1-1	.500
Northwestern	1-2	.333
Ohio State	4-8	.333
Penn State	1-2	.337
Purdue	2-3	.400
Rutgers	4-2	.667
Wisconsin	2-2	.500
Totals	22-32	.407

Big 12

Baylor	0-1	.000
Iowa State	2-1	.667
Kansas	2-3	.400
Kansas State	1-1	.500
Oklahoma	1-0	1.000
Oklahoma State	2-0	1.000
Texas	3-4	.429
Texas Christian (TCU)	2-0	1.000
Texas Tech	2-0	1.000
West Virginia	4-3	.571
Totals	19-13	.594

Big West

Hawaii	1-0	1.000
UC Santa Barbara	1-0	1.000
Totals	2-0	1.000

Colonial Athletic

Delaware	0-1	.000
Hofstra	1-1	.500
James Madison	2-1	.670
Northeastern	1-0	1.000
Towson	1-0	1.000
UNC Wilmington	3-0	1.000
Totals	8-3	.727

Conference USA

Charlotte	3-2	.600
Florida Atlantic	3-0	1.000
Florida International	2-0	1.000
Louisiana Tech	2-1	.667
Middle Tennessee	2-0	1.000
Rice	2-1	.667
Southern Miss	1-0	1.000
UAB	2-1	.667
Western Kentucky	2-0	1.000
Totals	19-5	.792

Horizon

Wisconsin-Milwaukee	1-0	1.000
Wright State	1-0	1.000
Totals	2-0	1.000

Ivy League

Brown	1-0	1.000
Columbia	1-0	1.000
Harvard	1-0	1.000

Pennsylvania	2-2	.500
Yale	2-0	1.000
Totals	7-2	.778

Metro Atlantic

Fairfield	1-0	1.000
Iona	0-1	.000
Manhattan	2-1	.667
Rider	1-0	1.000
St. Peter's	1-0	1.000
Siena	1-0	1.000
Totals	6-2	.750

Mid-American

Kent State	1-0	1.000
Miami (Ohio)	0-1	.000
Ohio	2-1	.667
Toledo	1-0	1.000
Totals	4-2	.667

Mid-Eastern Athletic

Bethune-Cookman	6-0	1.000
Florida A&M	11-0	1.000
Howard	1-0	1.000
Morgan State	1-0	1.000
Norfolk State	1-0	1.000
North Carolina A&T	1-0	1.000
North Carolina Central	1-0	1.000
Savannah State	3-0	1.000
Totals	25-0	1.000

Missouri Valley

Bradley	1-1	.500
Evansville	1-1	.500
Missouri State	1-0	1.000
Wichita State	2-0	1.000
Totals	5-2	.714

Mountain West

Air Force	2-0	1.000
Colorado State	0-1	.000
Fresno State	1-0	1.000
San Diego State	1-1	.500
San Jose State	0-1	.000
Utah State	1-0	1.000
Wyoming	0-1	.000
Totals	5-4	.556

Northeast

LIU-Brooklyn	1-0	1.000
Robert Morris	1-0	1.000
St. Francis (Pa.)	1-0	1.000
Totals	3-0	1.000

Ohio Valley

Austin Peay	1-0	1.000
Belmont	1-0	1.000
Eastern Illinois	1-0	1.000
Eastern Kentucky	2-0	1.000
Morehead State	2-1	.667
Tennessee Tech	1-0	1.000
Totals	8-1	.889

Pac-12

Arizona	2-2	.500
Arizona State	2-0	1.000
California	0-2	.000
Oregon	1-0	.385
Stanford	0-4	.000
UCLA	4-0	1.000
Utah	1-1	.500
Washington	2-1	.667
Totals	12-10	.545

Patriot

American	3-0	1.000
Army	1-0	1.000
Bucknell	1-0	1.000
Holy Cross	1-0	1.000
Navy	1-1	.500
Totals	7-1	.875

SEC

Alabama	64-73	.467
Arkansas	17-11	.607
Auburn	75-87	.463
Georgia	109-99	.524
Kentucky	37-94	.282
LSU	43-60	.417
Mississippi	62-43	.590
Mississippi State	61-49	.555
Missouri	3-1	.750
South Carolina	42-22	.656
Tennessee	55-72	.433
Texas A&M	4-1	.800
Vanderbilt	62-64	.492
Totals	634-676	.484

Southern

The Citadel	1-0	1.000
East Tennessee State	4-0	1.000
Furman	3-4	.429
Mercer	5-7	.417
Samford	2-0	1.000
Tennessee-Chattanooga	1-0	1.000
VMI	3-1	.750
Western Carolina	1-0	1.000
Totals	20-12	.625

Southland

McNeese State	1-0	1.000
New Orleans	3-0	1.000
Nicholls State	1-0	1.000
Northwestern State	1-0	1.000
Sam Houston State	2-0	1.000
Southeastern Louisiana	1-0	1.000
Totals	9-0	1.000

Southwestern

Alabama State	2-0	1.000
Jackson State	2-0	1.000
Mississippi Valley State	1-0	1.000
Prairie View	1-0	1.000
Southern	2-0	1.000
Totals	8-0	1.000

Summit League

North Dakota State	1-0	1.000
Totals	1-0	1.000

Sun Belt

Arkansas-Little Rock	1-0	1.000
Georgia Southern	6-2	.750
Louisiana-Lafayette	0-2	.000
South Alabama	2-2	.500
Troy	1-0	1.000
Totals	10-6	.625

West Coast

Brigham Young	1-3	.250
Gonzaga	1-1	.500
Totals	2-4	.333

Western Athletic

Missouri-Kansas City	1-0	1.000
Totals	1-0	1.000

Note: Schools are listed and conference records calculated under 2014-15 conference affiliations.

NCAA TOURNAMENT HISTORY

NCAA Tournament History

NCAA Tournament Appearances: 17
All-Time NCAA Record: 39-15
Final Four Appearances: 5
National Championship Appearances: 3
National Championships: 2

NCAA Tournament under Donovan

NCAA Tournament Appearances: 14
NCAA Tournament Record: 35-12
Final Four Appearances: 4
National Championship Appearances: 3
National Championships: 2

1986-87*

NCAA East First Round at Carrier Dome in Syracuse, N.Y.
March 13, 1987 – (6) Florida 82, (11) N.C. State 70
NCAA East Second Round at Carrier Dome in Syracuse, N.Y.
March 15, 1987 – (6) Florida 85, (3) Purdue 66
NCAA East Semifinals at Meadowlands Arena in East Rutherford, N.J.
March 19, 1987 – (2) Syracuse 87, (6) Florida 81

*Vacated by NCAA

1987-88*

NCAA West First Round at Huntsman Center in Salt Lake City, Utah
March 17, 1988 – (6) Florida 62, (11) St. John's 59
NCAA West Second Round at Huntsman Center in Salt Lake City, Utah
March 19, 1988 – (3) Michigan 108, (6) Florida 85

*Vacated by NCAA

1988-89

NCAA Midwest First Round at Reunion Arena in Dallas, Texas
March 17, 1989 – (10) Colorado State 68, (7) Florida 46

1993-94

NCAA East First Round at Nassau Coliseum in Long Island, N.Y.
March 17, 1994 – (3) Florida 64, (14) James Madison 62
NCAA East Second Round at Nassau Coliseum in Long Island, N.Y.
March 19, 1994 – (3) Florida 70, (11) Penn 58
NCAA East Regional Semifinal at Miami Arena in Miami, Fla.
March 25, 1994 – (3) Florida 69, (2) Connecticut 60 (OT)
NCAA East Regional Final at Miami Arena in Miami, Fla.
March 27, 1994 – (3) Florida 74, (9) Boston College 66
NCAA Tournament Final Four at Charlotte Coliseum in Charlotte, N.C.
April 2, 1994 – (2) Duke 70, (3) Florida 65

1994-95

NCAA East First Round at Tallahassee Leon County Civic Center in Tallahassee, Fla.
March 17, 1995 – (7) Iowa State 64, (10) Florida 61

1998-99

NCAA West First Round at Key Arena in Seattle, Wash.
March 11, 1999 – (6) Florida 75, (11) Penn 61
NCAA West Second Round at Key Arena in Seattle, Wash.
March 13, 1999 – (6) Florida 82, (14) Weber State 74 (OT)
NCAA West Regional Semifinal at America West Arena in Phoenix, Ariz.
March 18, 1999 – (10) Gonzaga 73, (6) Florida 72

1999-2000

NCAA East First Round at LJV Coliseum in Winston Salem, N.C.
March 17, 2000 – (5) Florida 69, (12) Butler 68 (OT)
NCAA East Second Round at LJV Coliseum in Winston Salem, N.C.
March 19, 2000 – (5) Florida 93, (4) Illinois 76
NCAA East Regional Semifinal at Carrier Dome in Syracuse, N.Y.
March 24, 2000 – (5) Florida 87, (1) Duke 78
NCAA East Regional Final at Carrier Dome in Syracuse, N.Y.
March 26, 2000 – (5) Florida 77, (3) Oklahoma State 65
NCAA Semifinal at RCA Dome in Indianapolis, Ind.
April 1, 2000 – (5) Florida 71, (8) North Carolina 59
NCAA Championship at RCA Dome in Indianapolis, Ind.
April 3, 2000 – (1) Michigan State 89, (5) Florida 76

2000-01

NCAA South First Round at Louisiana Superdome in New Orleans, La.
March 16, 2001 – (3) Florida 69, (14) Western Kentucky 56
NCAA South Second Round at Louisiana Superdome in New Orleans, La.
March 18, 2001 – (11) Temple 75, (3) Florida 54

2001-02

NCAA Midwest First Round at United Center in Chicago, Ill.
March 15, 2002 – (12) Creighton 83, (5) Florida 82 (2OT)

2002-03

NCAA South First Round at St. Pete Times Forum in Tampa, Fla.
March 21, 2003 – (2) Florida 85, (15) Sam Houston State 55
NCAA South Second Round at St. Pete Times Forum in Tampa, Fla.
March 23, 2003 – (7) Michigan State 68, (2) Florida 46

2003-04

NCAA East Rutherford First Round at RBC Center, Raleigh, N.C.
March 18, 2004 – (12) Manhattan 75, (5) Florida 60

2004-05

NCAA Syracuse First Round at Gaylord Entertainment Center, Nashville, Tenn.
March 18, 2005 – (4) Florida 67, (13) Ohio 62
NCAA Syracuse Second Round at Gaylord Entertainment Center, Nashville, Tenn.
March 20, 2005 – (5) Villanova 76, (4) Florida 65

2005-06

NCAA Minneapolis First Round at Veterans Memorial Arena, Jacksonville, Fla.
March 16, 2006 – (3) Florida 76, (14) South Alabama 50
NCAA Minneapolis Second Round at Veterans Memorial Arena, Jacksonville, Fla.
March 18, 2006 – (3) Florida 82, (11) Wisconsin-Milwaukee 60
NCAA Minneapolis Regional Semifinal at Metrodome in Minneapolis, Minn.
March 24, 2006 – (3) Florida 57, (7) Georgetown 53
NCAA Minneapolis Regional Final at Metrodome in Minneapolis, Minn.
March 26, 2006 – (3) Florida 75, (1) Villanova 62
NCAA Semifinal at RCA Dome in Indianapolis, Ind.
April 1, 2006 – (3) Florida 73, (11) George Mason 58
NCAA Championship at RCA Dome in Indianapolis, Ind.
April 3, 2006 – (3) Florida 73, (2) UCLA 57

2006-07

NCAA Midwest First Round at New Orleans Arena, New Orleans, La.
March 16, 2007 – (1) Florida 112, (16) Jackson State 69
NCAA Midwest Second Round at New Orleans Arena, New Orleans, La.
March 18, 2007 – (1) Florida 74, (9) Purdue 67
NCAA Midwest Regional Semifinal at Edward Jones Dome, St. Louis, Mo.
March 23, 2007 – (1) Florida 65, (5) Butler 57
NCAA Midwest Regional Final at Edward Jones Dome, St. Louis, Mo.
March 25, 2007 – (1) Florida 85, (3) Oregon 77
NCAA Semifinal at the Georgia Dome in Atlanta, Ga.
March 31, 2007 – (1) Florida 76, (2) UCLA 66
NCAA Championship at the Georgia Dome in Atlanta, Ga.
April 2, 2007 – (1) Florida 84, (1) Ohio State 75

2009-10

NCAA West First Round at Ford Center, Oklahoma City, Okla.
March 18, 2010 – (7) Brigham Young 99, (10) Florida 92 (2OT)

2010-11[^]

NCAA Southeast Second Round at St. Pete Times-Forum, Tampa, Fla.
March 17, 2011 – (2) Florida 79, (15) UC Santa Barbara 51
NCAA Southeast Third Round at St. Pete Times-Forum, Tampa, Fla.
March 19, 2011 – (2) Florida 73, (7) UCLA 65
NCAA Southeast Regional Semifinal at New Orleans Arena, New Orleans, La.
March 24, 2011 – (2) Florida 83, (3) Brigham Young 74 (OT)
NCAA Southeast Regional Final at New Orleans Arena, New Orleans, La.
March 26, 2011 – (8) Butler 74, (2) Florida 71 (OT)

2011-12

NCAA West Second Round at CenturyLink Center, Omaha, Neb.
March 16, 2012 – (7) Florida 71, (10) Virginia 45
NCAA West Third Round at CenturyLink Center, Omaha, Neb.
March 18, 2012 – (7) Florida 84, (15) Norfolk State 50
NCAA West Regional Semifinal at US Airways Center, Phoenix, Ariz.
March 22, 2012 – (7) Florida 68, (3) Marquette 58
NCAA West Regional Final at US Airways Center, Phoenix, Ariz.
March 24, 2012 – (4) Louisville 72, (7) Florida 68

2012-13

NCAA South Second Round at Erwin Center, Austin, Texas
March 22, 2013 – (3) Florida 79, (14) Northwestern State 47
NCAA South Third Round at Erwin Center, Austin, Texas
March 24, 2013 – (3) Florida 78, (11) Minnesota 64
NCAA South Regional Semifinal at Cowboys Stadium, Arlington, Texas
March 29, 2013 – (3) Florida 62, (15) Florida Gulf Coast 50
NCAA South Regional Final at Cowboys Stadium, Arlington, Texas
March 31, 2013 – (4) Michigan 79, (3) Florida 59

2013-14

NCAA South Second Round at Amway Center, Orlando, Fla.
March 20, 2014 – (1) Florida 67, (16) Albany 55
NCAA South Third Round at Amway Center, Orlando, Fla.
March 22, 2014 – (1) Florida 61, (9) Pittsburgh 45
NCAA South Regional Semifinal at FedExForum, Memphis, Tenn.
March 27, 2014 – (1) Florida 79, (4) UCLA 68
NCAA South Regional Final at FedExForum, Memphis, Tenn.
March 29, 2014 – (1) Florida 62, (11) Dayton 52
NCAA Semifinal at AT&T Stadium, Arlington, Texas
April 5, 2014 – (7) Connecticut 63, (1) Florida 53

[^]The NCAA began the "First Four" round in 2011 and began calling the Round of 64 the second round and the Round of 32 the third round.

NCAA Record By Seed

Seed	Record	Times Seeded	Best Finish
1	10-1	2	NCAA Champion
2	4-2	2	Regional Final
3	14-3	4	NCAA Champion
4	1-1	1	Round of 32
5	5-3	3	NCAA Runner Up
6	2-1	1	Regional Semifinal
7	3-2	2	Regional Final
10	0-2	2	Round of 64

NCAA Record vs. Seed

Seed	Record	Seed	Record
1	3-1	9	3-0
2	3-1	10	1-2
3	4-0	11	6-1
4	2-2	12	1-2
5	1-1	13	1-0
6	-	14	5-0
7	2-4	15	4-0
8	1-1	16	2-0

NCAA TOURNAMENT RECORDS

Florida Individual (Game)

Points: 27, 2x, last by Kenny Boynton, March 18, 2010 vs. BYU
Rebounds: 17, 2x, last by Alex Tyus, March 24, 2011 vs. BYU
Assists: 12, Taurean Green, March 16, 2007 vs. Jackson State
Field Goals Made: 11, Vernon Macklin, March 26, 2011 vs. Butler
Field Goals Attempted: 20, Chandler Parsons, March 18, 2010 vs. BYU
Free Throws Made: 13, Joakim Noah, March 26, 2006 vs. Villanova
Free Throws Attempted: 15, 2x, last by Joakim Noah, March 26, 2006 vs. Villanova
3-Pt. Made: 7, Lee Humphrey, March 25, 2007 vs. Oregon
3-Pt. Attempted: 13, 3x, last by Kenny Boynton, March 24, 2011 vs. BYU
Steals: 5, 2x, last by Eddie Shannon, March 13, 1999 vs. Weber State
Turnovers: 7, 2x, last by Erving Walker, March 18, 2010 vs. BYU
Blocks: 6, Joakim Noah, April 3, 2006 vs. UCLA
Minutes: 47, Brett Nelson, March 15, 2002 vs. Creighton
FG Pct. (Min. 5 Att.): 1.000, 3x, last by Patric Young, March 16, 2012 vs. Virginia (6-6)

Florida Individual (Tournament)

Games: 6, many players in 2000, 2006 & 2007
Points: 97, Joakim Noah, 2006, 6 games
Rebounds: 68, Al Horford, 2007, 6 games
Assists: 27, Taurean Green, 2007, 6 games
Field Goals Made: 33, 2x, last by Joakim Noah, 2006, 6 games
Field Goals Attempted: 65, Dan Cross, 1994, 5 games
Free Throws Made: 31, 2x, last by Corey Brewer, 2007, 6 games
Free Throws Attempted: 38, Corey Brewer, 2007, 6 games
3-Pt. Made: 23, Lee Humphrey, 2007, 6 games
3-Pt. Attempted: 49, Lee Humphrey, 2007, 6 games
Turnovers: 22, Taurean Green, 2007, 6 games
Steals: 12, Dan Cross, 1994, 5 games
Blocks: 29, Joakim Noah, 2006, 6 games
Minutes: 219, Taurean Green, 2007, 6 games
FG Pct. (Min. 10 Att.): .846, Chris Richard (22-of-26), 2007, 6 games

Florida Individual (Career)

Games: 17, Scottie Wilbekin and Patric Young
Points: 198, Corey Brewer, 14 games
Rebounds: 137, Al Horford, 14 games
Assists: 52, Taurean Green, 14 games
Field Goals Made: 62, Corey Brewer, 14 games
Field Goals Attempted: 134, Corey Brewer, 14 games
Free Throws Made: 60, Joakim Noah (13 games) and Taurean Green (14 games)
Free Throws Attempted: 78, Joakim Noah, 13 games
3-Pt. Made: 47, Lee Humphrey, 15 games
3-Pt. Attempted: 101, Lee Humphrey, 15 games
Steals: 22, Brett Nelson, 11 games
Blocks: 41, Joakim Noah, 13 games
Minutes: 476, Taurean Green, 14 games
Pts. Avg. (3-game min): 14.8, David Lee, 6 games
Reb. Avg. (3-game min): 9.8, Al Horford, 14 games
FG Pct. (Min 20 attempts): .782, Dwayne Davis (18-of-23), 3 games

Florida Team (Game)

Points: 112, vs. Jackson St., March 16, 2007
Rebounds: 62, vs. Jackson St., March 16, 2007
Assists: 27, vs. Jackson St., March 16, 2007
Field Goals Made: 43, vs. Jackson St., March 16, 2007
Field Goals Attempted: 78, vs. BYU, March 18, 2010
Free Throws Made: 32, vs. Illinois, March 19, 2000
Free Throws Attempted: 43, vs. Oregon, March 25, 2007
3-Pt. Made: 13, vs. Sam Houston State, March 21, 2003
3-Pt. Attempted: 34, vs. BYU, March 24, 2011
Steals: 15, vs. Weber St., March 13, 1999
Turnovers: 22, vs. Oklahoma State, March 26, 2000
Blocks: 10, vs. UCLA, April 3, 2006
FG Pct.: .589 (43-of-73), vs. Jackson St., March 16, 2007
Worst FG Pct.: .372 (16-of-43), vs. Michigan State, March 23, 2003

Florida Team (Tournament)

Games: 6, 3x, 2000, 2006 and 2007 Tournaments
Points: 496, 2007 Tournament, 6 games
Rebounds: 240, 2007 Tournament, 6 games
Assists: 88, 2006 Tournament, 6 games
Field Goals Made: 161, 2000 Tournament, 6 games
Field Goals Attempted: 362, 2000 Tournament, 6 games
3-Pt. Made: 53, 2007 Tournament, 6 games
3-Pt. Attempted: 129, 2007 Tournament, 6 games
Turnovers: 92, 2000 Tournament, 6 games
Steals: 45, 1994 Tournament, 5 games
Blocks: 44, 2006 Tournament, 6 games
FG Pct. (2 games min): .522 (154-of-295), 2007 Tournament, 6 games
Worst FG Pct. (2 games min): .387 (41-of-106), 2005 Tournament, 2 games

Opponent Individual (Game)

Points: 39, Glenn Rice, Michigan, March 19, 1988
Rebounds: 16, Chris Marcus, Western Kentucky, March 16, 2001
Assists: 11, Gary Grant, Michigan, March 19, 1988
Field Goals Made: 16, Glenn Rice, Michigan, March 19, 1988
Field Goals Attempted: 29, Jimmer Fredette, BYU, March 24, 2011
Free Throws Made: 11, Jason Fraser, Villanova, March 20, 2005
Free Throws Attempted: 17, Jason Fraser, Villanova, March 20, 2005
3-Pt. Made: 8, Terrell Taylor, Creighton, March 15, 2002
3-Pt. Attempted: 16, Matt Maloney, Pennsylvania, March 19, 1994
Turnovers: 9, Brett Comer, Florida Gulf Coast, March 29, 2013
Steals: 5, 2x, last by Mitch McGary, Michigan, March 31, 2013
Blocks: 4, 3x last by Tyler Honeycutt, UCLA, March 19, 2011
Minutes: 46, Jimmer Fredette, BYU, March 18, 2010

Opponent Team (Game)

Points: 108, Michigan, March 19, 1988
Rebounds: 48, Creighton, March 15, 2002
Assists: 30, Michigan, March 19, 1988
Field Goals Made: 44, Michigan, March 19, 1988
Field Goals Attempted: 73, Villanova, March 26, 2006
Free Throws Made: 25, 2x, last by BYU, March 18, 2010
Free Throws Attempted: 35, Villanova, March 20, 2005
3-Pt. Made: 14, Pennsylvania, March 11, 1999
3-Pt. Attempted: 37, 2x, last by BYU, March 24, 2011
Turnovers: 23, Connecticut, March 25, 1994
Steals: 13, 2x, last by Michigan, March 31, 2013
Blocks: 10, Connecticut, March 25, 1994
FG Pct.: .647, Michigan (44-of-68), March 19, 1988
Worst FG Pct.: .247, Villanova (18-of-73), March 26, 2006

Career Leaders

Points:
 198, Corey Brewer, 2005-07 (14 games)
 175, Kenny Boynton, 2010-13 (13 games)
 166, Joakim Noah, 2005-07 (13 games)
 164, Taurean Green, 2005-07 (14 games)
 159, Lee Humphrey, 2004-07 (15 games)
 157, Udonis Haslem, 1999-2002 (14 games)

Rebounds:
 137, Al Horford, 2005-07 (14 games)
 116, Joakim Noah, 2005-07 (13 games)
 102, Patric Young, 2011-14 (17 games)
 68, Mike Miller, 1999-2000 (9 games)
 67, Corey Brewer, 2005-07 (14 games)
 60, Udonis Haslem, 1999-2002 (12 games)

Assists:
 52, Taurean Green, 2005-07 (14 games)
 43, Scottie Wilbekin, 2011-14 (17 games)
 36, Erving Walker, 2009-12 (9 games)
 35, Kenny Boynton, 2010-13 (13 games)
 35, Brett Nelson, 2000-03 (11 games)
 30, Chandler Parsons, 2010-11 (5 games)
 30, Al Horford, 2005-07 (14 games)



2015 NCAA Tournament

Dates: March 17-April 6

First Four Venue: UD Arena, Dayton, Ohio

Second- and Third-Round Thursday-Saturday Venues:

Jacksonville Veterans Memorial Arena, Jacksonville, Fla.
 KFC Yum! Center, Louisville, Ky.
 Consol Energy Center, Pittsburgh, Penn.
 Moda Center, Portland, Ore.

Second- and Third-Round Friday-Sunday Venues:

Time Warner Cable Arena, Charlotte, N.C.
 Nationwide Arena, Columbus, Ohio
 CenturyLink Center Omaha, Omaha, Neb.
 KeyArena, Seattle, Wash.

Regional Thursday-Saturday Venues:

Midwest: Quicken Loans Arena, Cleveland, Ohio
West: Staples Center, Los Angeles, Calif.

Regional Friday-Sunday Venues:

East: Carrier Dome, Syracuse, N.Y.
South: NRG Stadium, Houston, Texas

Final Four Venue: Lucas Oil Stadium, Indianapolis, Ind.

NCAA TOURNAMENT BOX SCORES

(6) Florida 82, (11) NC State 70*

March 13, 1987 • Carrier Dome • Syracuse, N.Y. • First Round

NC State		tot-fg		3-pt		ft		rebounds		pf		tp		a to blk		s min		
##	Player	fg	fga	fg	fga	ft	fta	of	de	tot	pf	tp	a	to	blk	s	min	
23	Bolton, Bennie	F	7	14	4	7	2	3	0	4	4	3	20	2	3	0	1	37
52	Brown, Chucky	F	3	5	0	0	3	4	1	4	5	1	9	0	1	0	0	29
33	Shackleford, Charles	C	6	10	0	0	0	2	1	7	8	1	12	3	3	1	2	32
14	Del Negro, Vinnie	G	6	14	0	3	0	0	1	3	4	5	12	4	1	0	0	36
35	Jackson, Quentin	G	3	6	1	3	2	2	1	4	5	2	5	9	1	0	1	34
11	Weems, Kelsey		1	2	0	0	0	0	1	1	2	2	2	0	0	0	1	7
21	Kennedy, Andy		1	1	0	0	0	0	0	0	0	2	2	0	1	0	0	3
22	Howard, Brian		1	2	0	0	0	0	0	0	2	2	2	0	0	0	0	1
32	Lester, Avie		0	0	0	0	0	0	0	0	0	3	0	0	0	0	0	3
34	Lambiotte, Walker		1	2	0	1	0	0	0	0	0	2	2	0	0	0	0	6
41	Giom, Mike		0	3	0	0	0	2	3	5	1	0	1	0	0	1	12	
TEAM								2										
Totals		29	59	5	14	7	11	6	26	34	24	70	15	10	1	6	200	

TOTAL FG%	1st Half: 13-28 46.4%	2nd Half: 16-31 51.6%	Game: 49.2%	DEADBALL
3-Pt. FG%	1st Half: 2-7 28.6%	2nd Half: 3-7 42.9%	Game: 35.7%	REBOUNDS
FThrow %	1st Half: 2-4 50.0%	2nd Half: 5-7 71.4%	Game: 63.6%	0

Florida		tot-fg		3-pt		ft		rebounds		pf		tp		a to blk		s min		
##	Player	fg	fga	fg	fga	ft	fta	of	de	tot	pf	tp	a	to	blk	s	min	
03	Lawrence, Pat	F	2	3	1	2	0	0	1	3	4	4	5	1	0	0	0	17
04	Lawrence, Joe	F	3	5	2	4	0	0	0	1	1	3	8	2	1	0	0	32
33	Schintzius, Dwayne	C	4	12	0	0	1	1	0	4	5	2	9	4	4	3	0	32
05	Moten, Andrew	G	5	8	2	3	7	7	1	6	7	0	19	3	2	0	0	32
11	Maxwell, Vernon	G	6	16	2	4	14	21	3	4	7	2	28	1	1	0	2	37
00	Montgomery, Ronnie		0	2	0	1	0	0	1	1	0	0	0	0	0	0	0	10
21	McClary, Kenny		4	5	0	0	0	1	1	2	3	3	8	1	0	0	0	9
22	Capers, Chris		1	2	0	0	2	2	0	3	3	2	4	1	0	1	1	20
23	Lett, Clifford		0	1	0	0	1	2	2	2	4	2	1	0	0	0	1	11
TEAM								3										
Totals		25	54	7	14	25	34	8	26	37	18	82	12	8	4	4	200	

TOTAL FG%	1st Half: 13-28 46.4%	2nd Half: 12-26 46.2%	Game: 46.3%	DEADBALL
3-Pt. FG%	1st Half: 4-7 57.1%	2nd Half: 3-7 42.9%	Game: 50.0%	REBOUNDS
FThrow %	1st Half: 3-5 60.0%	2nd Half: 22-29 75.9%	Game: 73.5%	1

Technical fouls: N.C. State-Shackleford, Charles. Florida-None.
Attendance: 14072

Score by Periods	1st	2nd	Final
NC State	30	40	70
Florida	33	49	82

*Vacated by NCAA

(2) Syracuse 87, (6) Florida 81*

March 19, 1987 • Meadowlands Arena • East Rutherford, N.J. • Regional Semifinals

Florida		tot-fg		3-pt		ft		rebounds		pf		tp		a to blk		s min		
##	Player	fg	fga	fg	fga	ft	fta	of	de	tot	pf	tp	a	to	blk	s	min	
04	Lawrence, Joe	F	1	2	1	2	0	0	0	0	0	0	3	0	0	0	0	14
34	Jones, Melven	F	0	3	0	0	0	0	1	1	2	1	0	2	0	0	1	15
33	Schintzius, Dwayne	C	3	10	0	0	0	2	9	11	5	6	3	2	3	1	2	29
05	Moten, Andrew	G	7	18	1	7	3	4	2	0	2	3	18	2	1	0	4	35
11	Maxwell, Vernon	G	11	23	3	6	0	0	3	1	4	1	25	0	4	0	1	35
00	Montgomery, Ronnie		0	0	0	0	0	0	0	0	0	0	2	0	1	0	10	
03	Lawrence, Pat		5	9	4	6	0	0	4	4	3	14	3	0	0	0	1	25
21	McClary, Kenny		2	6	0	0	3	4	2	4	6	4	7	1	3	2	0	22
22	Capers, Chris		1	1	0	0	0	0	1	0	1	0	2	0	1	0	1	6
23	Lett, Clifford		2	2	1	1	1	2	1	0	1	2	6	0	0	0	0	9
TEAM								3										
Totals		32	74	10	22	7	10	19	15	34	19	81	13	11	6	9	200	

TOTAL FG%	1st Half: 40.0%	2nd Half: N/A	Game: 43.2%	DEADBALL
3-Pt. FG%	1st Half: 4-9 44.4%	2nd Half: 6-13 46.2%	Game: 45.5%	REBOUNDS
FThrow %	1st Half: 5-6 83.3%	2nd Half: 2-4 50.0%	Game: 70.0%	2

Syracuse		tot-fg		3-pt		ft		rebounds		pf		tp		a to blk		s min		
##	Player	fg	fga	fg	fga	ft	fta	of	de	tot	pf	tp	a	to	blk	s	min	
25	Triche, Howard	F	8	12	0	0	1	1	1	3	4	2	17	5	1	0	0	39
44	Coleman, Derrick	F	4	9	0	0	7	8	1	8	9	2	15	2	2	1	1	38
04	Seikaly, Rony	C	14	20	0	0	5	6	5	4	9	3	33	0	3	2	0	38
11	Monroe, Greg	G	5	8	0	2	2	2	0	3	3	0	12	2	3	0	1	38
20	Douglas, Sherman	G	4	12	0	2	2	3	2	2	4	3	10	10	5	0	0	36
30	Brower, Derek		0	0	0	0	0	0	1	1	1	0	1	0	0	0	4	
32	Thompson, Stephen		0	0	0	0	0	0	0	0	0	0	0	1	0	0	7	
TEAM								3										
Totals		35	61	0	4	17	20	12	24	36	11	87	20	15	3	2	200	

TOTAL FG%	1st Half: 50.0%	2nd Half: N/A	Game: 57.4%	DEADBALL
3-Pt. FG%	1st Half: 0.0%	2nd Half: 0.0%	Game: 0.0%	REBOUNDS
FThrow %	1st Half: 80.0%	2nd Half: N/A	Game: 85.0%	0

Technical fouls: Syracuse-None. Florida-None.
Attendance: 19552

Score by Periods	1st	2nd	Final
Florida	33	48	81
Syracuse	40	47	87

*Vacated by NCAA

(6) Florida 85, (3) Purdue 66*

March 15, 1987 • Carrier Dome • Syracuse, N.Y. • Second Round

Florida		tot-fg		3-pt		ft		rebounds		pf		tp		a to blk		s min		
##	Player	fg	fga	fg	fga	ft	fta	of	de	tot	pf	tp	a	to	blk	s	min	
04	Lawrence, Joe	F	3	6	1	4	0	0	1	3	4	1	7	3	0	0	0	24
22	Capers, Chris	F	1	2	0	0	2	2	2	0	2	3	4	1	1	0	0	16
33	Schintzius, Dwayne	C	7	10	0	0	7	8	0	4	4	2	6	0	1	0	29	21
05	Moten, Andrew	G	1	7	1	4	2	2	0	3	3	0	5	5	2	0	2	24
11	Maxwell, Vernon	G	9	20	3	4	3	5	0	5	5	4	24	4	3	0	1	37
00	Montgomery, Ronnie		2	2	0	0	0	0	1	1	2	4	4	2	0	1	18	
03	Lawrence, Pat		2	3	1	2	0	0	0	0	0	1	5	1	0	0	9	
21	McClary, Kenny		1	2	0	0	0	0	1	3	4	2	2	3	0	0	11	
23	Lett, Clifford		0	2	0	1	0	0	0	0	0	0	0	0	0	0	0	8
34	Jones, Melven		6	6	0	0	1	2	2	4	6	0	13	0	0	0	2	24
TEAM								8										
Totals		32	60	6	15	15	19	6	23	37	15	85	26	11	1	6	200	

TOTAL FG%	1st Half: 14-33 42.4%	2nd Half: 18-27 66.7%	Game: 53.3%	DEADBALL
3-Pt. FG%	1st Half: 3-8 37.5%	2nd Half: 3-7 42.9%	Game: 40.0%	REBOUNDS
FThrow %	1st Half: 0-0 0.0%	2nd Half: 15-19 78.9%	Game: 78.9%	0

Purdue		tot-fg		3-pt		ft		rebounds		pf		tp		a to blk		s min	
##	Player	fg	fga	fg	fga	ft	fta	of	de	tot	pf	tp	a	to	blk	s	min
20	Lee, Doug	F	2	9	0	4	0	1	1	3	4	4	4	2	0	1	39
33																	

NCAA TOURNAMENT BOX SCORES

(3) Michigan 108, (6) Florida 85*

March 19, 1988 • Huntsman Center • Salt Lake City, Utah • Second Round

Florida		tot-fg	3-pt	ft fta		rebounds		pf	tp	a	to	blk	s	min			
#	Player	fg	fga	fg	fga	ft	fta	of	de	tot	pf	tp	a	to	blk	s	min
03	Lawrence, Pat	F	2	3	0	0	1	0	0	0	4	2	0	0	0	0	20
32	Chatman, Livingston	F	3	10	0	0	1	2	0	2	1	7	3	2	0	3	34
33	Schintzius, Dwayne	C	8	18	0	1	1	2	4	5	9	3	17	2	1	1	36
00	Montgomery, Ronnie	G	1	2	0	1	0	1	3	4	3	2	6	3	0	0	20
11	Maxwell, Vernon	G	8	16	3	6	4	7	0	0	0	2	23	10	1	0	38
13	Jenkins, Wyndell		0	1	0	1	0	0	1	1	1	0	0	1	0	0	5
23	Lett, Clifford		3	6	0	2	5	8	2	0	2	3	11	1	1	1	20
50	Davis, Dwayne		8	10	0	0	5	8	2	5	7	2	21	1	0	2	26
52	Gurley, Bill		0	1	0	0	0	0	0	0	0	0	0	0	0	0	1
TEAM								1		1							
Totals		33	67	3	12	16	30	9	17	26	15	85	25	9	4	4	200

TOTAL FG%	1st Half: 44.1%	2nd Half: N/A	Game: 49.3%	DEADBALL
3-Pt. FG%	1st Half: 25.0%	2nd Half: N/A	Game: 25.0%	REBOUNDS
FThrow %	1st Half: 66.7%	2nd Half: N/A	Game: 53.3%	5

Michigan		tot-fg	3-pt	ft fta		rebounds		pf	tp	a	to	blk	s	min				
#	Player	fg	fga	fg	fga	ft	fta	of	de	tot	pf	tp	a	to	blk	s	min	
	Rice, Glen	F	16	24	3	3	4	4	1	4	5	3	39	5	0	1	2	36
	Mills, Terry	F	7	11	0	0	2	2	7	9	1	16	2	0	1	0	29	
	Vaught, Loy	C	9	11	0	0	4	4	5	10	15	3	22	1	2	0	28	
	Robinson, Rumeal	G	3	4	0	0	2	4	0	1	1	5	8	7	3	0	24	
	Grant, Gary	G	7	11	2	3	3	5	0	3	3	3	19	11	3	0	34	
	Griffin, Michael		0	1	0	0	0	0	2	2	4	3	0	2	2	0	19	
	Taylor, Kirk		0	1	0	0	0	0	1	1	2	1	0	1	0	0	3	
	Stoyko, Steve		0	0	0	0	0	0	0	0	0	0	0	0	0	0	3	
	Oosterban, John		0	0	0	0	0	0	1	1	2	0	1	0	0	0	6	
	Hughes, Mark		2	5	0	0	0	0	1	1	3	4	0	1	0	0	18	
TEAM								1		1								
Totals		44	68	5	6	15	19	11	31	42	24	108	30	11	2	5	200	

TOTAL FG%	1st Half: 68.4%	2nd Half: N/A	Game: 49.3%	DEADBALL
3-Pt. FG%	1st Half: 66.7%	2nd Half: N/A	Game: 25.0%	REBOUNDS
FThrow %	1st Half: 0.0%	2nd Half: N/A	Game: 53.3%	3

Technical fouls: Michigan-None. Florida-None.

Attendance: 13777

Score by Periods	1st	2nd	Final
Florida	35	50	85
Michigan	54	54	108

(10) Colorado State 68, (7) Florida 46

March 17, 1989 • Reunion Arena • Dallas, Texas • First Round

Colorado State		tot-fg	3-pt	ft fta		rebounds		pf	tp	a	to	blk	s	min				
#	Player	fg	fga	fg	fga	ft	fta	of	de	tot	pf	tp	a	to	blk	s	min	
	Durham, Pat	F	7	13	0	0	2	4	0	4	4	1	16	1	4	2	1	37
	Anderson, Andy	F	3	4	1	2	2	2	1	1	2	1	9	3	4	0	1	34
	Friehauf, Eric	C	1	4	0	0	1	5	1	1	2	3	3	5	0	1	2	32
	Tribelhorn, Joel	G	7	12	4	6	2	2	1	0	1	0	20	2	2	0	3	35
	Shippen, Trent	G	2	3	2	2	2	2	0	4	4	0	8	3	0	0	0	28
	Michael, Matt		0	0	0	0	0	0	0	0	0	0	0	1	0	0	0	2
	Tryon, Lynn		1	4	0	1	0	1	2	2	4	2	2	1	1	0	1	15
	Molyneaux, Dwayne		0	0	0	0	0	1	0	0	0	0	0	1	1	0	0	2
	Hines, Jamie		0	1	0	0	2	2	0	1	1	0	2	0	0	0	0	2
	Larson, Doug		1	1	0	0	0	0	1	0	1	0	2	0	0	0	0	1
	Sharp, Matt		1	1	0	0	0	0	1	3	4	2	2	0	0	0	0	11
	Manna, Wagner		1	1	0	0	2	2	0	1	1	1	0	0	0	0	1	4
TEAM								2		2								
Totals		24	44	7	11	13	21	7	19	26	10	68	16	12	4	8	200	

TOTAL FG%	1st Half: 57.1%	2nd Half: N/A	Game: 54.5%	DEADBALL
3-Pt. FG%	1st Half: 57.1%	2nd Half: N/A	Game: 63.6%	REBOUNDS
FThrow %	1st Half: 60.0%	2nd Half: N/A	Game: 61.9%	4

Florida		tot-fg	3-pt	ft fta		rebounds		pf	tp	a	to	blk	s	min				
#	Player	fg	fga	fg	fga	ft	fta	of	de	tot	pf	tp	a	to	blk	s	min	
32	Chatman, Livingston	F	4	12	0	1	0	0	3	4	7	2	8	2	4	0	1	36
34	Kerr, Michael	F	1	4	0	1	0	0	1	1	2	4	2	0	1	0	0	11
33	Schintzius, Dwayne	C	7	13	0	0	0	0	1	7	8	3	14	3	6	1	1	36
20	Garcia, Renaldo	G	2	4	0	1	0	0	1	0	1	2	4	3	2	0	0	26
23	Lett, Clifford	G	1	7	1	5	0	0	1	1	2	2	3	4	3	0	1	34
14	Ramirez, Mike		0	1	0	1	0	0	0	0	0	0	0	0	1	0	0	2
21	Turner, Tim		0	0	0	0	0	0	0	0	0	0	1	0	0	0	0	2
25	Hogan, Brian		1	4	0	3	0	0	1	1	2	2	2	2	0	0	2	18
44	McKinnon, Kelly		1	4	0	1	2	2	0	0	0	1	4	0	0	0	0	5
50	Davis, Dwayne		4	5	0	0	1	2	3	6	3	9	0	1	1	2	30	
TEAM								1		2		3						
Totals		21	54	1	13	3	4	12	19	31	20	14	18	2	7	200	46	

TOTAL FG%	1st Half: 40.0%	2nd Half: N/A	Game: 38.9%	DEADBALL
3-Pt. FG%	1st Half: 25.0%	2nd Half: N/A	Game: 7.7%	REBOUNDS
FThrow %	1st Half: 50.0%	2nd Half: N/A	Game: 75.0%	1

Technical fouls: Colorado State-None. Florida-None.

Attendance: 8711

Score by Periods	1st	2nd	Final
Colorado State	31	37	68
Florida	22	24	46

(3) Florida 64, (14) James Madison 62

March 17, 1994 • Nassau Coliseum • Uniondale, N.Y. • First Round

James Madison		tot-fg	3-pt	ft fta		rebounds		pf	tp	a	to	blk	s	min				
#	Player	fg	fga	fg	fga	ft	fta	of	de	tot	pf	tp	a	to	blk	s	min	
03	Rowe, Louis	F	0	4	0	1	3	8	1	6	7	4	3	3	2	1	0	26
52	Ritter, Clayton	F	12	19	1	3	2	2	0	2	2	3	27	1	2	1	1	25
04	Robinson, Kareem	C	0	0	0	0	0	0	1	1	4	0	0	1	0	1	15	
23	Culuko, Kent	G	1	4	1	3	3	3	4	7	4	6	0	1	0	0	33	
31	Leonard, Dennis	G	3	11	2	7	2	3	2	5	7	2	10	4	4	0	37	
11	McLinton, Darren		4	12	2	4	4	5	1	2	3	1	14	1	2	0	1	28
22	Venson, Michael		0	5	0	1	0	0	2	0	2	1	0	0	0	0	16	
24	Lott, Charles		0	2	0	0	2	3	2	5	1	0	0	0	0	0	14	
32	Culicerto, Ryan		1	1	0	0	0	1	0	0	0	0	2	0	0	0	1	6
TEAM								2		4								
Totals		21	58	6	19	14	24	14	26	40	20	62	9	12	2	4	200	

TOTAL FG%	1st Half: 6-27 22.2%	2nd Half: 15-31 48.4%	Game: 36.2%	DEADBALL
3-Pt. FG%	1st Half: 2-10 20.0%	2nd Half: 4-9 44.4%	Game: 31.7%	REBOUNDS
FThrow %	1st Half: 8-18 44.4%	2nd Half: 6-6 100%	Game: 58.3%	5

Florida		tot-fg	3-pt	ft fta		rebounds		pf	tp	a	to	blk	s	min			
#	Player	fg	fga	fg	fga	ft	fta	of	de	tot	pf	tp	a	to	blk	s	min
03	Thompson, Brian																

NCAA TOURNAMENT BOX SCORES

(3) Florida 69, (2) Connecticut 60 (OT)

March 25, 1994 • Miami Arena • Miami, Fla. • Regional Semifinals

Florida		tot-fg		3-pt		rebounds			pf		tp		a to blk		s min			
#	Player	fg	fga	fg	fga	ft	fta	of	de	tot	pf	tp	a	to	blk	s	min	
03	Thompson, Brian	F	2	7	0	0	1	0	3	3	0	4	2	2	0	2	22	
55	DeClercq, Andrew	F	4	8	0	0	1	2	3	6	4	9	2	3	0	2	30	
35	Hill, Dametri	C	5	12	0	1	5	7	3	2	5	2	15	0	2	0	1	39
04	Brown, Craig	G	7	14	2	5	1	2	1	8	9	1	17	4	3	0	41	
12	Cross, Dan	G	5	14	0	2	7	11	1	3	4	4	17	4	2	0	43	
05	Anderson, Jason		0	4	0	0	2	2	4	1	5	4	2	1	0	1	23	
10	Williams, Greg		0	1	0	0	0	0	1	1	0	0	0	1	0	2	6	
15	Kuisma, Martti		1	5	1	4	0	0	1	2	0	3	0	1	0	0	15	
40	Dyrkolbotn, Svein		1	2	0	0	0	0	1	0	1	2	1	1	0	0	6	
TEAM								1		3		4				1		
Totals		25 67		3 12		16 25		15 25 40			16 69		14 16		1 12		225	

TOTAL FG%	1st Half: 12-32 37.5%	2nd Half/OT: 13-35 37.1%	Game: 37.3%	DEADBALL
3-Pt. FG%	1st Half: 2-5 40.0%	2nd Half/OT: 1-7 14.3%	Game: 25.0%	REBOUNDS
FThrow%	1st Half: 2-4 50.0%	2nd Half/OT: 14-21 66.7%	Game: 64.0%	N/A

Connecticut		tot-fg		3-pt		rebounds			pf		tp		a to blk		s min			
#	Player	fg	fga	fg	fga	ft	fta	of	de	tot	pf	tp	a	to	blk	s	min	
33	Marshall, Donny	F	3	7	0	2	4	4	2	1	3	3	10	1	2	0	1	30
42	Marshall, Donyell	F	5	13	0	5	6	10	1	12	13	1	16	3	4	4	44	
45	Hayward, Eric	C	0	0	0	0	0	0	1	2	3	2	0	0	4	1	0	15
11	Sheffer, Doron	G	7	16	2	6	2	2	1	4	5	2	18	3	5	1	4	39
12	Ollie, Kevin	G	1	6	0	2	4	4	0	4	4	1	6	8	4	0	1	39
04	Willingham, Nantambu		0	0	0	0	0	0	1	1	0	0	0	0	0	0	0	
23	Johnson, Rudy		1	2	0	0	0	2	0	2	1	2	0	1	0	0	5	
31	Fair, Brian		0	1	0	0	0	0	0	0	0	0	0	0	0	0	4	
32	King, Kirk		0	0	0	0	0	0	0	0	0	2	0	0	1	1	2	
34	Allen, Ray		1	5	0	2	0	0	1	3	4	3	2	0	2	0	20	
40	Knight, Travis		3	5	0	0	0	2	2	4	6	5	6	0	0	3	27	
TEAM								1		2						1		
Totals		21 55		2 17		16 22		11 32 43			20 60		15 23 10		6 225			

TOTAL FG%	1st Half: 15-29 51.7%	2nd Half/OT: 6-26 23.1%	Game: 38.2%	DEADBALL
3-Pt. FG%	1st Half: 2-9 22.2%	2nd Half/OT: 0-8 0.0%	Game: 11.8%	REBOUNDS
FThrow%	1st Half: 2-4 50.0%	2nd Half/OT: 14-18 77.8%	Game: 72.7%	N/A

Technical fouls: Connecticut-None. Florida-None.
Attendance: 15217

Score by Periods	1st	2nd	OT	Final
Florida	28	29	12	69
Connecticut	34	23	3	60

(2) Duke 70, (3) Florida 65

April 2, 1994 • Charlotte Coliseum, Charlotte, N.C. • Final Four

Florida		tot-fg		3-pt		rebounds			pf		tp		a to blk		s min			
#	Player	fg	fga	fg	fga	ft	fta	of	de	tot	pf	tp	a	to	blk	s	min	
03	Thompson, Brian	F	1	3	0	0	2	4	1	2	3	4	4	0	3	0	1	20
55	DeClercq, Andrew	F	7	11	0	1	0	2	3	4	7	2	14	1	4	1	1	29
35	Hill, Dametri	C	6	17	0	0	4	6	4	5	9	1	16	3	2	0	2	30
04	Brown, Craig	G	3	9	2	3	0	0	3	3	6	1	8	5	1	0	3	35
12	Cross, Dan	G	3	14	2	5	2	4	1	5	6	2	10	8	3	0	2	39
05	Anderson, Jason		4	6	0	0	1	2	1	3	4	4	9	0	2	0	0	21
10	Williams, Greg		1	1	0	0	0	0	0	0	0	1	2	0	0	0	1	5
15	Kuisma, Martti		0	2	0	0	2	2	1	0	1	1	2	0	1	0	0	12
40	Dyrkolbotn, Svein		0	0	0	0	0	0	1	1	0	0	0	0	0	0	0	9
TEAM								3		1		4				0		
Totals		25 63		4 9		11 20		17 24 41			16 65		17 16		1 10		200	

TOTAL FG%	1st Half: 13-27 48.1%	2nd Half: 12-36 33.3%	Game: 39.7%	DEADBALL
3-Pt. FG%	1st Half: 2-4 50.0%	2nd Half: 2-5 40.0%	Game: 44.4%	REBOUNDS
FThrow%	1st Half: 11-18 61.1%	2nd Half: 0-2 0.0%	Game: 55.0%	5

Duke		tot-fg		3-pt		rebounds			pf		tp		a to blk		s min			
#	Player	fg	fga	fg	fga	ft	fta	of	de	tot	pf	tp	a	to	blk	s	min	
21	Lang, Antonio	F	3	6	0	0	6	6	2	3	5	3	12	0	1	0	0	28
33	Hill, Grant	F	8	13	3	4	6	8	0	6	6	2	25	5	7	2	0	40
44	Parks, Cherokee	C	4	11	0	0	3	4	3	8	11	1	11	2	3	2	0	40
05	Capel, Jeff	G	3	10	2	4	1	1	0	3	3	3	9	0	3	0	0	33
20	Collins, Chris	G	1	4	0	3	0	0	0	1	1	0	2	1	1	0	0	24
03	Clark, Marty		3	6	2	3	0	0	1	2	3	4	8	3	0	1	4	24
52	Meek, Erik		0	1	0	0	3	4	1	1	2	1	3	0	0	0	0	10
55	Newton, Greg		0	0	0	0	0	0	0	0	0	2	0	0	1	0	0	1
TEAM								1		2						0		
Totals		22 51		7 14		19 23		8 25 33			16 70		11 16		6 6		200	

TOTAL FG%	1st Half: 9-25 36.0%	2nd Half: 13-26 50.0%	Game: 43.1%	DEADBALL
3-Pt. FG%	1st Half: 3-7 42.9%	2nd Half: 4-7 57.1%	Game: 50.0%	REBOUNDS
FThrow%	1st Half: 11-13 84.6%	2nd Half: 8-10 80.0%	Game: 82.6%	1

Technical fouls: Duke-None. Florida-None.
Attendance: 23674

Score by Periods	1st	2nd	Final
Florida	39	26	65
Duke	32	38	70

(3) Florida 74, (9) Boston College 66

March 27, 1994 • Miami Arena • Miami, Fla. • Regional Final

Boston College		tot-fg		3-pt		rebounds			pf		tp		a to blk		s min			
#	Player	fg	fga	fg	fga	ft	fta	of	de	tot	pf	tp	a	to	blk	s	min	
12	Huckaby, Malcom	F	0	5	0	4	1	2	1	0	1	3	1	5	2	0	1	39
24	Abrams, Danya	F	4	10	0	0	6	8	1	8	9	3	14	0	4	0	0	32
15	Curley, Bill	C	8	16	0	0	4	6	3	4	7	2	20	0	2	0	0	38
10	Eisley, Howard	G	4	11	2	5	9	9	0	4	4	2	19	5	4	0	3	40
23	Abram, Gerrod	G	3	8	2	6	1	2	0	3	3	5	9	3	4	1	1	36
32	Molinsky, Marc		0	0	0	0	0	0	1	1	0	0	0	0	0	0	0	5
40	Grant, Paul		1	1	0	0	0	0	0	0	0	2	0	0	0	0	0	3
41	Hrobowski, Kevin		0	1	0	0	1	2	1	0	1	1	1	0	0	0	2	7
TEAM								3		0		3				0		
Totals		20 52		4 15		22 29		9 20 29			16 66		13 16		1 7		200	

TOTAL FG%	1st Half: 11-25 44.0%	2nd Half: 9-27 33.3%	Game: 38.5%	DEADBALL
3-Pt. FG%	1st Half: 3-5 60.0%	2nd Half: 1-10 10.0%	Game: 26.7%	REBOUNDS
FThrow%	1st Half: 8-10 80.0%	2nd Half: 14-19 73.7%	Game: 75.9%	2

Florida		tot-fg		3-pt		rebounds			pf		tp		a to blk		s min			
#	Player	fg	fga	fg	fga	ft	fta	of	de	tot	pf	tp	a	to	blk	s	min	
03	Thompson, Brian	F	1	4	0	0	0	0	1	7	8	1	2	4	1	0	1	21
55	DeClercq, Andrew	F	8	11	0	0	0	0	5	8	13	3	16	0	4	1	2	30
35	Hill, Dametri	C	4	5	0	0	4	4	0	1	1	5	12	0	1	0	0	23
04	Brown, Craig	G	7	14	5	9	2	2	0	5	5	3	21	4	2	2	2	37
12	Cross, Dan	G	6	14	0	3	2	4	0	1	1	1	14	6	3	0	3	36
05	Anderson, Jason		3	3	0	0	1											

NCAA TOURNAMENT BOX SCORES

(6) Florida 75, (11) Penn 61

March 11, 1999 • KeyArena • Seattle, Wash. • First Round

Penn		tot-fg	3-pt	rebounds		pf		tp		a		to blk		s		min		
##	Player	fg	fga	fg	fga	ft	fta	of	de	tot	pf	tp	a	to	blk	s	min	
	Ryan, Jed	F	8	14	6	10	0	0	1	1	1	22	1	2	0	1	39	
	Romanczuk, Paul	F	0	3	0	0	0	3	4	7	5	0	3	5	0	3	23	
	Owens, Geoff	C	0	0	0	0	3	6	0	5	5	3	0	0	2	0	18	
	Langel, Matt	G	6	8	4	6	0	0	0	0	0	16	3	3	0	0	36	
	Jordan, Michael	G	5	16	3	12	2	5	0	2	5	15	6	3	0	2	35	
	Brown, Frank		1	2	0	0	0	1	4	5	4	2	1	2	0	0	16	
	Plummer, Lamar		1	5	1	4	0	0	2	2	3	3	1	1	0	0	19	
	Sullivan, Mike		0	1	0	0	0	0	1	1	1	0	2	1	0	0	11	
	Sanger, Josh		0	0	0	0	0	0	1	1	0	0	0	0	0	0	3	
	TEAM							2	2	4								
	Totals		21	49	14	32	5	14	7	21	28	24	61	17	17	2	6	200

TOTAL FG%	1st Half: 15-27 55.6%	2nd Half: 6-22 27.3%	Game: 42.9%	DEADBALL
3-Pt. FG%	1st Half: 11-17 64.7%	2nd Half: 3-15 20.0%	Game: 43.8%	REBOUNDS
FThrow %	1st Half: 2-7 28.6%	2nd Half: 3-7 42.9%	Game: 35.7%	5

Florida		tot-fg	3-pt	rebounds		pf		tp		a		to blk		s		min		
##	Player	fg	fga	fg	fga	ft	fta	of	de	tot	pf	tp	a	to	blk	s	min	
	00 Wright, Brent	F	4	7	0	1	7	12	4	8	12	1	15	0	2	0	5	35
	25 Parker, Major	F	2	5	0	0	1	2	4	1	5	3	5	1	1	1	0	13
	24 Stolt, Greg	C	2	7	1	4	0	0	0	3	3	2	5	1	0	0	1	33
	03 Shannon, Eddie	G	1	2	1	2	7	8	0	0	0	4	10	4	0	0	1	25
	52 Weeks, Kenyan	G	4	10	3	6	0	0	1	4	5	1	11	3	2	0	0	28
	05 Dupay, Teddy	D	4	5	2	3	4	4	0	1	1	1	14	1	2	0	0	25
	13 Miller, Mike		5	11	1	2	4	6	2	5	7	0	15	1	1	0	2	26
	23 Halton, LaDarius		0	0	0	0	0	1	0	1	0	0	0	0	0	0	0	3
	50 Haslem, Udonis		0	3	0	0	0	0	0	0	4	0	0	5	0	0	12	
	TEAM							1	1	2								
	Totals		22	50	8	18	23	32	13	23	36	16	11	13	1	9	200	75

TOTAL FG%	1st Half: 11-28 39.3%	2nd Half: 11-22 50.0%	Game: 44.0%	DEADBALL
3-Pt. FG%	1st Half: 5-13 38.5%	2nd Half: 3-5 60.0%	Game: 44.4%	REBOUNDS
FThrow %	1st Half: 5-9 55.6%	2nd Half: 18-23 78.3%	Game: 71.9%	5

Technical fouls: Penn-None. Florida-None.

Attendance: 14971

Score by Periods	1st	2nd	Final
Penn	43	18	61
Florida	32	43	75

(6) Florida 82, (14) Weber State 74 (OT)

March 13, 1999 • KeyArena, Seattle, Wash. • Second Round

Weber State		tot-fg	3-pt	rebounds		pf		tp		a		to blk		s		min		
##	Player	fg	fga	fg	fga	ft	fta	of	de	tot	pf	tp	a	to	blk	s	min	
	Lawson, Marc	F	1	1	1	1	0	0	0	0	2	3	0	0	0	0	13	
	21 Arceneaux, Harold	F	12	27	2	6	6	8	2	7	9	3	32	1	7	1	3	43
	Jensen, Andy	C	0	1	0	0	1	2	1	4	5	3	1	0	3	0	1	26
	04 Gill, Eddie	G	5	14	2	6	7	8	0	3	3	4	19	5	3	0	4	45
	Jackson, Noel	G	3	10	0	4	2	3	2	3	5	4	8	5	6	0	0	38
	Ketcham, Eric		1	5	1	2	0	0	1	1	2	5	3	0	0	0	1	18
	Baskerville, Damien		2	4	0	0	4	4	3	4	7	1	8	1	2	0	4	28
	Moore, Shawn		0	1	0	1	0	0	0	0	0	0	0	0	1	0	0	3
	Condit, Luke		0	0	0	0	0	0	0	0	0	1	0	0	0	0	0	1
	Woods, Chris		0	0	0	0	0	0	1	1	0	0	0	1	0	0	0	10
	TEAM							3	0	3								
	Totals		24	63	6	20	20	25	12	23	35	23	74	13	22	1	13	225

TOTAL FG%	1st Half: 16-31 51.6%	2nd Half/OT: 8-32 25.0%	Game: 38.1%	DEADBALL
3-Pt. FG%	1st Half: 4-9 44.4%	2nd Half/OT: 2-11 18.2%	Game: 30.0%	REBOUNDS
FThrow %	1st Half: 4-4 100%	2nd Half/OT: 16-21 76.2%	Game: 80.0%	7

Florida		tot-fg	3-pt	rebounds		pf		tp		a		to blk		s		min		
##	Player	fg	fga	fg	fga	ft	fta	of	de	tot	pf	tp	a	to	blk	s	min	
	00 Wright, Brent	F	2	3	0	1	2	4	0	4	4	3	6	7	4	0	2	34
	25 Parker, Major	F	0	1	0	0	2	2	1	2	3	0	2	2	0	0	1	17
	24 Stolt, Greg	C	10	13	4	5	2	4	0	5	5	2	26	0	1	2	1	38
	03 Shannon, Eddie	G	2	3	1	2	1	2	0	2	2	6	7	1	0	5	30	
	52 Weeks, Kenyan	G	4	9	2	5	1	2	3	6	9	3	11	0	7	0	4	32
	05 Dupay, Teddy	D	3	11	2	6	6	7	0	0	0	1	14	2	2	0	0	25
	13 Miller, Mike		3	9	1	5	1	2	1	3	4	2	8	1	5	0	1	27
	23 Halton, LaDarius		1	2	1	1	0	0	0	0	0	3	1	0	0	1	5	
	50 Haslem, Udonis		1	2	0	0	4	6	1	2	3	6	0	1	1	0	17	
	TEAM							2	2	4	1							
	Totals		26	53	11	25	19	29	8	26	34	17	82	20	21	3	15	225

TOTAL FG%	1st Half: 12-24 50.0%	2nd Half/OT: 14-29 48.3%	Game: 49.1%	DEADBALL
3-Pt. FG%	1st Half: 6-13 46.2%	2nd Half/OT: 5-12 41.7%	Game: 44.0%	REBOUNDS
FThrow %	1st Half: 5-6 83.3%	2nd Half/OT: 14-23 60.9%	Game: 65.5%	5

Technical fouls: Weber State-None. Florida-Haslem, Udonis (1); Weeks, Kenyan (1); Bench (1).

Attendance: 15187

Score by Periods	1st	2nd	OT	Final
Weber State	40	28	6	74
Florida	35	33	14	82

(10) Gonzaga 73, (6) Florida 72

March 18, 1999 • America West Arena • Phoenix, Ariz. • Regional Semifinals

Gonzaga		tot-fg	3-pt	rebounds		pf		tp		a		to blk		s		min		
##	Player	fg	fga	fg	fga	ft	fta	of	de	tot	pf	tp	a	to	blk	s	min	
	24 Frahm, Richie	F	6	10	5	8	0	0	5	5	3	17	4	3	0	1	30	
	31 Calvary, Casey	F	5	6	0	0	2	2	3	5	3	12	0	0	0	0	25	
	13 Eaton, Jeremy	C	2	6	0	0	1	2	0	4	4	5	1	1	1	1	22	
	11 Hall, Quentin	G	2	5	1	3	2	6	0	1	1	1	7	4	6	0	5	33
	Santangelo, Matt	G	3	13	2	6	3	4	0	2	2	11	7	3	1	0	2	35
	Floyd, Ryan		1	2	1	2	0	0	1	1	2	0	3	1	1	0	12	
	Leasure, Mike		2	3	1	1	0	0	0	1	1	0	5	2	0	0	10	
	Spink, Mark		1	3	0	0	0	0	2	1	3	1	2	0	0	0	6	
	Nilson, Mike		1	2	1	1	0	0	1	1	2	3	3	0	1	0	11	
	Dench, Axel		2	5	1	1	3	4	2	0	2	4	1	0	1	0	16	
	TEAM							0	0	0								
	Totals		25	55	12	22	11	18	8	19	27	21	73	18	17	2	10	200

TOTAL FG%	1st Half: 12-33 36.4%	2nd Half: 13-22 59.1%	Game: 45.5%	DEADBALL
3-Pt. FG%	1st Half: 7-12 58.3%	2nd Half: 5-10 50.0%	Game: 54.5%	REBOUNDS
FThrow %	1st Half: 4-7 57.1%	2nd Half: 7-11 63.6%	Game: 61.1%	7

Florida		tot-fg	3-pt	rebounds		pf		tp		a		to blk		s		min	
##	Player	fg	fga	fg	fga	ft	fta	of	de	tot	pf	tp	a	to	blk	s	min
	00 Wright, Brent	F	4	10	0	0	7	7	2	5	7	4					

NCAA TOURNAMENT BOX SCORES

(5) Florida 93, (4) Illinois 76

March 19, 2000 - LJV Coliseum - Winston-Salem, N.C. - Second Round

Florida		tot-fg		3-pt		rebounds		pf		tp		a		to blk		s		min	
##	Player	fg	fga	fg	fga	ft	fta	of	de	tot	pf	tp	a	to	blk	s	min		
00	Wright, Brent	F	0	2	0	2	2	1	1	2	4	2	2	3	0	1	16		
13	Miller, Mike	F	6	12	0	1	7	8	3	6	9	2	19	1	1	1	28		
50	Haslem, Udonis	C	5	7	0	0	5	8	2	2	4	2	15	2	3	0	29		
05	Dupay, Teddy	G	4	7	4	6	4	4	1	1	2	2	16	1	0	1	25		
12	Hamilton, Justin	G	0	1	0	0	4	4	0	0	0	2	4	1	2	0	19		
04	Harvey, Donnell		1	5	0	0	3	6	2	6	8	1	5	1	0	1	20		
10	Nelson, Brett		4	9	4	6	4	4	0	2	2	2	16	4	2	0	3	19	
15	Bonner, Matt		3	4	0	1	0	1	2	1	3	1	6	1	1	0	15		
25	Parker, Major		0	1	0	0	3	4	0	0	0	1	3	0	0	0	7		
52	Weeks, Kenyan		3	6	1	2	0	0	1	5	6	2	7	0	0	1	21		
TEAM								0		2		2		1					
Totals		26	54	9	18	32	41	12	26	38	20	93	13	12	4	5	200		

TOTAL FG%	1st Half: 13-30 43.3%	2nd Half: 13-24 54.2%	Game: 48.1%	DEADBALL
3-Pt. FG%	1st Half: 5-9 55.6%	2nd Half: 4-9 44.4%	Game: 50.0%	REBOUNDS
FThrow %	1st Half: 9-12 75.0%	2nd Half: 23-29 79.3%	Game: 78.0%	3

Illinois		tot-fg		3-pt		rebounds		pf		tp		a		to blk		s		min	
##	Player	fg	fga	fg	fga	ft	fta	of	de	tot	pf	tp	a	to	blk	s	min		
22	Johnson, Lucas	F	1	6	0	3	0	0	2	5	7	4	2	4	1	0	30		
40	McClain, Sergio	F	2	6	1	3	6	8	1	5	6	5	11	2	0	0	4	25	
34	Cook, Brian	C	1	5	0	1	0	0	1	1	2	3	2	2	0	0	14		
13	Bradford, Cory	G	8	16	5	10	6	8	0	3	3	3	27	3	3	0	1	37	
30	Williams, Frank	G	3	11	0	4	0	0	2	2	4	4	6	2	3	0	1	28	
24	Harrington, Sean		2	5	2	5	0	0	0	0	0	0	6	0	1	0	15		
32	Brown, Cleotis		3	6	1	2	0	1	1	2	3	2	7	0	1	0	15		
33	Krupalija, Damir		2	2	0	0	2	4	2	2	4	4	6	2	5	0	10		
52	Griffin, Marcus		4	10	0	0	1	1	2	1	3	4	9	1	1	1	21		
TEAM								6		1		7							
Totals		26	67	9	28	15	22	16	23	39	30	76	16	15	2	6	200		

TOTAL FG%	1st Half: 10-32 31.3%	2nd Half: 16-35 45.7%	Game: 38.8%	DEADBALL
3-Pt. FG%	1st Half: 4-15 26.7%	2nd Half: 5-13 38.5%	Game: 32.1%	REBOUNDS
FThrow %	1st Half: 10-15 66.7%	2nd Half: 5-7 71.4%	Game: 68.2%	5

Technical fouls: Illinois-None. Florida-Head Coach (5:54, 1st).
Attendance: 14252

Score by Periods	1st	2nd	Final
Florida	40	53	93
Illinois	34	42	76

(5) Florida 87, (1) Duke 78

March 24, 2000 - Carrier Dome - Syracuse, N.Y. - Regional Semifinals

Florida		tot-fg		3-pt		rebounds		pf		tp		a		to blk		s		min	
##	Player	fg	fga	fg	fga	ft	fta	of	de	tot	pf	tp	a	to	blk	s	min		
00	Wright, Brent	F	3	11	0	1	4	4	5	3	8	2	10	3	3	0	2	28	
13	Miller, Mike	F	2	9	0	2	6	8	0	9	9	4	10	4	3	1	1	30	
50	Haslem, Udonis	C	5	8	0	0	3	5	2	6	8	2	13	4	1	1	2	27	
05	Dupay, Teddy	G	3	9	2	4	4	6	0	1	1	1	12	1	0	0	21		
12	Hamilton, Justin	G	3	3	1	1	0	0	0	0	0	1	7	0	2	0	13		
04	Harvey, Donnell		2	2	0	0	0	0	0	1	1	3	4	1	3	1	12		
10	Nelson, Brett		6	12	3	5	0	0	1	1	2	2	15	4	1	0	1	28	
15	Bonner, Matt		4	5	0	1	0	0	0	1	1	2	8	0	1	0	11		
25	Parker, Major		1	2	1	1	3	4	0	0	0	0	6	0	2	0	1	12	
52	Weeks, Kenyan		1	3	0	0	0	0	0	1	1	3	2	4	0	0	18		
TEAM								1		4		5							
Totals		30	64	7	15	20	27	9	27	36	20	87	21	16	3	8	200		

TOTAL FG%	1st Half: 16-32 50.0%	2nd Half: 14-32 43.8%	Game: 46.9%	DEADBALL
3-Pt. FG%	1st Half: 4-9 44.4%	2nd Half: 3-6 50.0%	Game: 46.7%	REBOUNDS
FThrow %	1st Half: 4-5 80.0%	2nd Half: 16-22 72.7%	Game: 74.1%	4

Duke		tot-fg		3-pt		rebounds		pf		tp		a		to blk		s		min	
##	Player	fg	fga	fg	fga	ft	fta	of	de	tot	pf	tp	a	to	blk	s	min		
23	Carrawell, Chris	F	6	14	1	3	3	3	1	5	6	4	16	3	2	0	3	37	
31	Battier, Shane	F	6	11	1	3	7	9	5	4	9	1	20	1	5	4	1	38	
04	Boozer, Carlos	C	3	5	0	0	5	8	5	4	9	5	11	1	0	1	21		
14	James, Nate	G	6	12	0	3	0	1	3	5	8	3	12	0	2	0	3	32	
22	Williams, Jason	G	6	20	1	9	0	1	1	3	4	5	13	7	5	0	3	37	
03	Horvath, Nick		0	0	0	0	0	0	0	0	0	0	0	0	0	0	1		
15	Bokner, Andre		0	0	0	0	0	0	0	0	0	0	0	0	0	0	0	1	
34	Dunleavy, Mike		1	4	0	1	2	3	0	4	4	3	4	0	4	0	22		
41	Christensen, Matt		1	2	0	0	0	0	0	0	1	2	0	0	0	0	11		
TEAM								1		3		4							
Totals		29	68	3	19	17	25	16	28	44	22	12	22	5	7	200	78		

First Half - FG: 10-28 (35.7%), 3-FG: 2-8 (.250), FT: 11-16 (.688)

TOTAL FG%	1st Half: 10-28 35.7%	2nd Half: 19-40 47.5%	Game: 42.6%	DEADBALL
3-Pt. FG%	1st Half: 2-8 25.0%	2nd Half: 1-11 9.1%	Game: 15.8%	REBOUNDS
FThrow %	1st Half: 11-16 68.8%	2nd Half: 6-9 66.7%	Game: 68.0%	5

Technical fouls: Florida-Weeks. Duke-None.
Attendance: 30,681

Score by Periods	1st	2nd	Final
Florida	40	47	87
Duke	33	45	78

(5) Florida 77, (3) Oklahoma St. 65

March 26, 2000 - Carrier Dome - Syracuse, N.Y. - Regional Final

Florida		tot-fg		3-pt		rebounds		pf		tp		a		to blk		s		min	
##	Player	fg	fga	fg	fga	ft	fta	of	de	tot	pf	tp	a	to	blk	s	min		
00	Wright, Brent	F	2	5	1	2	4	6	0	2	2	1	9	3	3	2	0	28	
13	Miller, Mike	F	4	8	2	6	4	6	2	3	5	2	14	0	4	2	0	30	
50	Haslem, Udonis	C	4	7	0	0	2	2	2	4	2	10	0	2	1	0	21		
05	Dupay, Teddy	G	1	4	1	3	2	2	0	0	0	1	5	1	3	0	23		
12	Hamilton, Justin	G	4	6	0	2	0	4	1	5	1	8	0	1	0	1	21		
04	Harvey, Donnell		4	6	0	0	2	2	3	3	6	3	10	1	2	1	21		
10	Nelson, Brett		3	7	1	2	2	2	0	3	3	1	9	4	2	0	22		
15	Bonner, Matt		1	1	1	1	0	0	1	1	0	3	1	1	0	0	10		
25	Parker, Major		0	1	0	0	0	0	0	0	0	2	0	0	1	1	8		
52	Weeks, Kenyan		3	6	0	2	3	4	1	2	3	1	9	1	3	0	2	16	
TEAM								1		5		6							
Totals		26	51	6	18	19	24	13	22	35	14	77	11	22	5	8	200		

TOTAL FG%	1st Half: 16-32 50.0%	2nd Half: 10-19 52.6%	Game: 48.1%	DEADBALL
3-Pt. FG%	1st Half: 4-12 33.3%	2nd Half: 4-9 44.4%	Game: 50.0%	REBOUNDS
FThrow %	1st Half: 7-7 100%	2nd Half: 23-29 79.3%	Game: 78.0%	3

Oklahoma State		tot-fg		3-pt		rebounds		pf		tp		a		to blk		s		min	
##	Player	fg	fga	fg	fga	ft	fta	of	de	tot	pf	tp	a	to	blk	s	min		

NCAA TOURNAMENT BOX SCORES

(1) Michigan State 89, (5) Florida 76

April 3, 2000 • RCA Dome • Indianapolis, Ind. • National Championship Game

Florida		tot-fg		3-pt		ft fta		rebounds		pf		tp		a		to blk		s		min													
#	Player	fg	fga	fg	fga	ft	fta	of	de	tot	pf	tp	a	to	blk	s	min																
00	Wright, Brent	F	5	8	0	1	3	5	4	6	10	4	13	4	1	0	1	29															
13	Miller, Mike	F	2	5	1	2	5	6	1	2	3	0	10	2	2	0	0	31															
50	Haslem, Udonis	C	10	12	0	0	7	7	2	0	2	4	27	0	3	1	0	28															
05	Dupay, Teddy	G	0	4	0	2	0	0	0	0	0	2	0	1	0	0	0	15															
12	Hamilton, Justin	G	0	1	0	1	0	0	0	0	0	1	0	0	0	0	0	14															
04	Harvey, Donnell	G	3	11	0	0	3	4	4	2	6	2	9	0	2	1	0	16															
10	Nelson, Brett	G	4	10	3	6	0	0	1	3	4	1	11	3	3	0	2	26															
15	Bonner, Matt	F	0	3	0	2	0	0	1	2	3	1	0	0	0	0	0	7															
25	Parker, Major	F	1	3	1	3	0	0	0	0	0	2	3	2	1	0	0	12															
52	Weeks, Kenyan	F	1	3	1	1	0	0	1	0	1	2	3	1	1	0	2	22															
TEAM																																	
Totals		26		60		6		18		18		22		15		15		30		19		76		13		13		2		5		200	

TOTAL FG%	1st Half: 11-27 40.7%	2nd Half: 15-33 45.5%	Game: 43.3%	DEADBALL
3-Pt. FG%	1st Half: 2-7 28.6%	2nd Half: 4-11 36.4%	Game: 33.3%	REBOUNDS
FThrow %	1st Half: 8-11 72.7%	2nd Half: 10-11 90.9%	Game: 81.8%	4

Michigan State		tot-fg		3-pt		ft fta		rebounds		pf		tp		a		to blk		s		min									
#	Player	fg	fga	fg	fga	ft	fta	of	de	tot	pf	tp	a	to	blk	s	min												
34	Hutson, Andre	F	2	4	0	0	2	2	0	1	1	4	6	3	1	0	0	23											
42	Peterson, Morris	F	7	14	3	8	4	6	1	1	2	3	21	5	3	0	1	32											
43	Granger, A.J.	C	7	11	3	5	2	2	7	9	2	19	1	2	0	0	34												
12	Cleaves, Mateen	G	7	11	3	4	1	1	0	2	2	1	18	4	2	0	0	31											
14	Bell, Charlie	G	3	6	1	2	2	3	3	5	8	2	9	5	2	0	2	33											
10	Smith, Brandon	0	0	0	0	0	0	0	0	0	0	0	0	0	0	0	1												
11	Thomas, David	0	0	0	0	0	0	0	1	0	1	0	1	0	0	0	5												
15	Ishbia, Mat	0	1	0	0	0	0	0	0	0	0	0	0	0	0	0	1												
20	Chappell, Mike	2	4	1	3	0	0	1	0	1	0	0	5	0	0	0	1	7											
22	Cherry, Steve	0	0	0	0	0	0	0	0	0	0	0	0	0	0	0	1												
23	Richardson, Jason	4	7	0	0	1	2	1	1	2	1	9	0	0	0	0	1	16											
25	Anagony, Alouyus	0	0	0	0	0	0	2	1	3	4	0	0	2	1	0	12												
55	Ballinger, Adam	1	1	0	0	0	0	0	0	0	2	2	2	0	0	0	7												
TEAM																													
Totals		33		59		11		22		12		16		12		20		19		14		1		5		89		200	

TOTAL FG%	1st Half: 18-34 52.9%	2nd Half: 15-25 60.0%	Game: 55.9%	DEADBALL
3-Pt. FG%	1st Half: 5-12 41.7%	2nd Half: 6-10 60.0%	Game: 50.0%	REBOUNDS
FThrow %	1st Half: 2-3 66.7%	2nd Half: 10-13 76.9%	Game: 75.0%	2

Technical: Florida-None. Michigan State-None.

Attendance: 43,116

Score by Period	1st	2nd	Final
Florida	32	44	76
Michigan State	43	46	89

(3) Florida 69, (14) Western Kentucky 56

March 16, 2001 • Superdome • New Orleans, La. • First Round

Western Kentucky		tot-fg		3-pt		ft fta		rebounds		pf		tp		a		to blk		s		min											
#	Player	fg	fga	fg	fga	ft	fta	of	de	tot	pf	tp	a	to	blk	s	min														
12	McPherson, Nashon	F	3	13	1	6	6	6	1	1	2	3	13	0	2	0	0	36													
34	Boyd, David	F	0	3	0	2	0	0	0	4	4	0	0	1	1	0	0	27													
02	Marcus, Chris	C	5	14	0	0	4	7	6	10	16	3	14	0	2	2	1	32													
13	Videnov, Filip	G	2	6	0	3	0	0	1	0	1	2	4	1	1	0	0	19													
23	Robinson, Derek	G	3	6	1	3	3	4	0	1	1	4	10	3	0	0	3	22													
04	Eisert, Nathan	0	0	0	0	0	0	0	0	0	0	0	0	0	0	0	0	1													
11	Curry, Raynardo	5	6	0	0	2	3	0	0	0	0	1	12	0	2	0	3	25													
15	Wells, Mike	0	2	0	0	0	0	1	0	1	0	0	0	0	0	0	0	1													
30	Williams, Nate	0	1	0	0	0	0	0	3	3	1	0	0	1	0	0	16														
42	Rowles, Tremain	1	5	1	3	0	2	0	3	3	4	3	2	1	0	1	21														
TEAM																															
Totals		19		56		3		17		15		22		10		23		33		18		7		10		2		8		200	

TOTAL FG%	1st Half: 10-29 34.5%	2nd Half: 9-27 33.3%	Game: 33.9%	DEADBALL
3-Pt. FG%	1st Half: 1-9 11.1%	2nd Half: 2-8 25.0%	Game: 17.6%	REBOUNDS
FThrow %	1st Half: 5-6 83.3%	2nd Half: 10-16 62.5%	Game: 68.2%	1

Florida		tot-fg		3-pt		ft fta		rebounds		pf		tp		a		to blk		s		min											
#	Player	fg	fga	fg	fga	ft	fta	of	de	tot	pf	tp	a	to	blk	s	min														
15	Bonner, Matt	F	3	6	1	1	1	2	1	3	4	4	8	2	0	0	1	26													
25	Parker, Major	F	2	3	0	1	1	1	1	6	7	4	5	3	3	0	1	30													
50	Haslem, Udonis	C	9	15	0	0	6	8	2	9	11	4	24	3	6	0	2	37													
05	Dupay, Teddy	G	2	6	0	3	5	7	0	2	2	1	9	3	0	0	1	31													
10	Nelson, Brett	G	6	13	3	7	4	4	2	2	4	1	19	4	4	0	0	37													
01	Greene, Orien	2	3	0	1	0	0	0	4	4	2	4	2	4	1	3	1	19													
23	Halton, LaDarius	0	1	0	1	0	0	0	0	0	0	0	0	0	0	0	1	11													
42	Colas, Bonell	0	2	0	0	0	0	0	0	0	0	3	0	1	0	0	1	9													
TEAM																															
Totals		24		49		4		14		17		22		7		33		40		19		17		16		1		7		200	

TOTAL FG%	1st Half: 11-26 42.3%	2nd Half: 13-23 56.5%	Game: 49.0%	DEADBALL
3-Pt. FG%	1st Half: 2-6 33.3%	2nd Half: 2-8 25.0%	Game: 28.6%	REBOUNDS
FThrow %	1st Half: 2-4 50.0%	2nd Half: 15-18 83.3%	Game: 77.3%	0

Technical: W. Kentucky-None. Florida-None.

Attendance: 10,948

Score by Period	1st	2nd	Final
W. Kentucky	26	30	56
Florida	26	43	69

Temple 75, Florida 54

March 18, 2001 • Superdome • New Orleans, La. • Second Round

Temple		tot-fg		3-pt		ft fta		rebounds		pf		tp		a		to blk		s		min													
#	Player	fg	fga	fg	fga	ft	fta	of	de	tot	pf	tp	a	to	blk	s	min																
23	Wesby, Alex	F	6	13	1	6	0	1	3	5	8	2	13	0	1	0	1	40															
34	Hawkins, David	F	1	5	1	3	4	5	2	5	7	3	7	0	0	0	2	24															
42	Lyde, Kevin	C	4	8	0	0	3	3	2	2	4	4	11	1	1	0	0	33															
14	Greer, Lynn	G	6	13	1	6	7	7	1	3	4	2	20	9	4	0	4	40															
33	Wadley, Quincy	G	7	14	5	10	5	6	3	7	10	0	24	3	2	0	2	40															
01	Jefferson, Greg	0	0	0	0	0	0	0	0	0	0	3	0	1	1	0	16																
30	Rollerson, Ronald	0	1	0	0	0	0	0	1	1	3	0	0	0	0	0	7																
TEAM																																	
Totals		24		54		8		25		19		22		11		26		37		17		75		14		9		1		10		200	

TOTAL FG%	1st Half: 15-32 46.9%	2nd Half: 9-22 40.9%	Game: 44.4%	DEADBALL
3-Pt. FG%	1st Half: 7-16 43.8%	2nd Half: 1-9 11.1%	Game: 32.0%	REBOUNDS
FThrow %	1st Half: 8-9 88.9%	2nd Half: 11-13 84.6%	Game: 86.4%	1

Florida		tot-fg		3-pt		ft fta		rebounds		pf		tp		a		to blk		s		min	
#	Player	fg	fga	fg	fga	ft	fta	of	de	tot	pf	tp	a	to	blk	s	min				
15	Bonner, Matt	F	5	12	1	5	2	6	5	6	11	4	13	3	3	0	0	35			
25	Parker, Major	F	1	3	1	3	2	2	1	3	4	4	5	0	3						

NCAA TOURNAMENT BOX SCORES

Villanova 76, Florida 65

March 20, 2005 • Gaylord Entertainment Center • Nashville, Tenn. • Second Round

Florida		tot-fg		3-pt		ft		rebounds		pf		tp		a		to blk		s		min													
#	Player	fg	fga	fg	fga	ft	fta	of	de	tot	pf	tp	a	to	blk	s	min																
02	Foye, Randy	F	6	17	1	4	5	6	1	3	4	3	18	1	3	0	2	36															
34	Sumpter, Curtis	F	3	4	1	1	1	1	2	4	6	1	8	1	0	0	10																
50	Sheridan, Will	C	2	5	0	0	0	0	3	4	7	4	4	0	1	1	20																
12	Nardi, Mike	G	1	6	1	3	0	0	0	0	0	2	3	2	0	2	38																
14	Ray, Allan	G	0	6	0	3	7	8	0	1	1	4	7	3	4	0	29																
13	Lowry, Kyle		7	11	0	0	1	3	0	5	5	3	15	2	1	1	31																
20	Fraser, Jason		5	9	0	0	11	17	9	6	15	3	21	0	2	1	30																
21	Charles, Chris		0	0	0	0	0	0	0	1	1	2	2	0	1	0	3																
44	Austin, Marcus		0	0	0	0	0	0	0	0	0	1	1	0	0	1	3																
TEAM		2		3		5																											
Totals		24		58		3		11		25		35		17		27		44		23		76		10		14		4		11		200	

TOTAL FG% 1st Half: 15-33 45.5% 2nd Half: 9-25 36.0% Game: 41.4% DEADBALL
 3-Pt. FG% 1st Half: 2-7 28.6% 2nd Half: 1-4 25.0% Game: 27.3% REBOUNDS
 FThrow % 1st Half: 7-11 63.6% 2nd Half: 18-24 75.0% Game: 71.4% 3

Florida		tot-fg		3-pt		ft		rebounds		pf		tp		a		to blk		s		min													
#	Player	fg	fga	fg	fga	ft	fta	of	de	tot	pf	tp	a	to	blk	s	min																
02	Brewer, Corey	F	3	7	2	4	3	5	0	1	1	3	11	1	4	0	1	28															
24	Lee, David	F	7	12	0	0	6	7	3	10	5	20	2	3	3	3	33																
42	Horford, Al	C	0	1	0	0	0	1	1	4	5	4	0	1	0	1	22																
01	Roberson, Anthony	G	1	8	1	4	2	2	0	0	0	4	5	1	2	0	26																
44	Walsh, Matt	G	4	13	2	6	2	2	1	8	9	5	12	3	4	0	32																
04	Moss, Adrian		0	0	0	0	0	0	1	1	2	2	0	0	0	0	3																
10	Ingram, Cornelius		0	0	0	0	0	0	0	0	0	1	0	0	0	0	1																
11	Green, Taurian		2	5	1	2	4	6	0	1	1	1	9	1	3	0	1																
12	Humphrey, Lee		1	2	1	2	1	2	0	0	0	1	4	0	2	0	16																
13	Noah, Joakim		0	0	0	0	0	0	1	1	0	1	0	0	0	0	2																
32	Richard, Chris		2	4	0	0	0	0	2	2	3	4	0	1	0	0	15																
TEAM		0		3		3																											
Totals		20		52		7		18		18		25		10		24		34		30		65		9		19		4		6		200	

TOTAL FG% 1st Half: 10-25 40.0% 2nd Half: 10-27 37.0% Game: 38.5% DEADBALL
 3-Pt. FG% 1st Half: 3-8 37.5% 2nd Half: 4-10 40.0% Game: 38.9% REBOUNDS
 FThrow % 1st Half: 9-14 64.3% 2nd Half: 9-11 81.8% Game: 72.0% 2

Technical fouls: Villanova-None. Florida-None.
 Attendance: 17,018

Score by Periods	1st	2nd	Final
Villanova	39	37	76
Florida	32	33	65

(3) Florida 76, (14) South Alabama, 50

March 16, 2006 • Veterans Memorial Arena, Jacksonville, Fla. • First Round

South Alabama		tot-fg		3-pt		ft		rebounds		pf		tp		a		to blk		s		min													
#	Player	fg	fga	fg	fga	ft	fta	of	de	tot	pf	tp	a	to	blk	s	min																
01	Phillips, Michael	F	2	8	0	0	0	2	1	1	2	3	4	0	0	1	20																
13	Buboltz, Leandro	F	5	7	4	5	0	0	1	2	3	2	14	0	1	0	20																
02	Joiner, Mario	G	4	10	2	5	0	0	0	7	7	4	10	3	5	0	37																
03	Christie, Chey	G	3	8	1	1	0	0	1	2	3	2	7	2	0	0	20																
11	Smith, Carlos	G	2	4	1	2	0	0	0	0	0	1	5	2	2	0	1	26															
04	Collins, Jeffrey		0	5	0	3	0	0	0	0	0	1	0	0	0	0	13																
10	Bennett, Demetric		3	7	1	1	0	0	1	4	5	1	7	0	3	0	21																
14	Cowherd, Stephen		0	2	0	1	0	0	0	0	0	1	0	1	0	0	14																
21	Grigsby, Trajmski		0	0	0	0	0	0	1	1	0	0	0	0	0	0	1																
33	McGriff, Jason		0	1	0	0	1	2	0	1	1	1	1	0	1	1	18																
35	Law, Richard		0	3	0	2	2	2	0	3	3	1	2	0	3	1	20																
TEAM		3		3		6																											
Totals		19		55		9		20		3		6		7		24		31		17		50		8		16		3		7		200	

TOTAL FG% 1st Half: 9-27 33.3% 2nd Half: 10-28 35.7% Game: 34.5% DEADBALL
 3-Pt. FG% 1st Half: 5-13 38.5% 2nd Half: 4-7 57.1% Game: 45.0% REBOUNDS
 FThrow % 1st Half: 2-4 50.0% 2nd Half: 1-2 50.0% Game: 50.0% 1

Florida		tot-fg		3-pt		ft		rebounds		pf		tp		a		to blk		s		min													
#	Player	fg	fga	fg	fga	ft	fta	of	de	tot	pf	tp	a	to	blk	s	min																
02	Brewer, Corey	F	4	12	2	5	0	0	2	6	8	2	10	3	4	0	2	29															
13	Noah, Joakim	F	6	9	0	0	4	5	1	7	8	1	16	7	3	5	3	31															
42	Horford, Al	C	6	8	0	0	2	2	4	9	13	1	14	5	0	0	1	25															
11	Green, Taurian	G	2	9	1	7	2	3	0	4	4	1	7	3	1	1	35																
12	Humphrey, Lee	G	7	9	6	8	0	0	0	0	0	1	20	0	2	0	31																
01	Swanson, Brett		0	0	0	0	0	0	0	0	0	0	0	0	0	0	1																
04	Moss, Adrian		0	1	0	1	0	0	0	2	2	0	0	0	0	0	7																
15	Hodge, Walter		1	4	1	4	0	0	0	1	1	2	3	2	0	0	1	22															
22	Berry, Jack		0	0	0	0	0	0	0	0	0	0	0	0	0	0	1																
25	Tyler, Garrett		0	0	0	0	0	0	0	0	0	0	0	0	0	0	1																
32	Richard, Chris		3	6	0	0	0	0	1	1	1	6	0	0	0	0	16																
33	Huertas, David		0	1	0	0	0	0	0	0	0	0	0	0	0	0	1																
TEAM		1		2																													
Totals		29		59		10		25		8		10		8		31		39		9		76		21		11		7		8		200	

TOTAL FG% 1st Half: 12-30 40.0% 2nd Half: 17-29 58.6% Game: 49.2% DEADBALL
 3-Pt. FG% 1st Half: 5-15 33.3% 2nd Half: 5-10 50.0% Game: 40.0% REBOUNDS
 FThrow % 1st Half: 2-4 50.0% 2nd Half: 6-6 50.0% Game: 80.0% 0

Technical fouls: South Alabama-None. Florida-None.
 Attendance: 13,777

Score by Periods	1st	2nd	Final
South Alabama	25	25	50
Florida	31	45	76

(3) Florida 82, (11) Wisconsin-Milwaukee, 60

March 18, 2006 • Veterans Memorial Arena • Jacksonville, Fla. • Second Round

Wisconsin-Milwaukee		tot-fg		3-pt		ft		rebounds		pf		tp		a		to blk		s		min	
#	Player	fg	fga	fg	fga	ft	fta	of	de	tot	pf	tp	a	to	blk	s	min				
13	Tucker, Joah	F	4	14	1	5	0	0	2	2	3	9	2	3	0	0	28				
21	McCoy, Jason	F	2	3	0	1	0	1	1	1	2	4	1	0	1	0	20				
44	Tigert, Adrian	C	11	13	2	2	3	4	2	6	8	4	27	3	2	1	0	34			
02	Hill, Chris	G	0	6	0	4	0	1	2	2	4	5	0	2	1	1	36				
24	Davis, Boo	G	3	12	2	4	2	3	4	5	9	1	6	2	2	0	35				
01	Masiah, Kevin		0	0	0	0	0	0	0	0	0	0	0	0	0	0	1				
03	Smith, Avery		0	3	0	0	2	4	1	2	3	2	2	0	3	0	19				
04	Pancratz, Mark		0	2	0	0	2	2	1	0	1	0	2	0	0	0	5				
12	Hanson, Allan		2	3	2	3	0	0	1	0	1	1	6	0	0	0	8				
33	Hansen, Nick		0	0	0	0	0	0	0	0	0	0	0	0	0	0	2				
40	Bendall, Michael		0	0	0	0	0	0	0	0	0	0	0	0	0	0	1				
42	Young, Tyrone		0	2	0	1	0	0	1	0	1	0	0	0	0	0	1				
50	Ford, Derrick		0	3	0	0	0	0	2	0	2	0	0	0	0	0	10				
TEAM		0		1		1															
Totals </																					

NCAA TOURNAMENT BOX SCORES

(3) Florida 75, (1) Villanova 62

March 26, 2006 • H.H.H. Metrodome • Minneapolis, Minn. • Regional Final

Florida		tot-fg		3-pt		rebounds												
#	Player	fg	fga	fg	fga	ft	fta	of	de	tot	pf	tp	a	to	blk	s	min	
02	Brewer, Corey	F	4	7	1	2	2	3	0	3	3	5	11	2	2	0	17	
13	Noah, Joakim	F	4	8	0	0	13	15	0	15	15	1	21	1	3	5	1	36
42	Horford, Al	C	6	12	0	0	0	0	8	7	15	2	12	1	3	2	0	33
11	Green, Taurean	G	3	9	1	4	12	13	1	1	2	3	19	4	3	0	1	37
12	Humphrey, Lee	G	3	12	2	9	0	0	1	1	2	2	8	4	1	0	0	38
04	Moss, Adrian		0	0	0	0	0	0	1	1	2	0	0	0	1	0	0	2
15	Hodge, Walter		0	2	0	1	0	0	1	2	3	4	0	0	0	0	0	12
32	Richard, Chris		1	2	0	0	0	0	3	1	4	2	2	1	1	1	0	11
33	Huertas, David		1	2	0	1	0	0	2	1	3	3	2	1	2	0	0	14
TEAM								2		2		4						
Totals		22 54		4 17		27 31		19 34 53		22 75		14 16		8 2		200		

TOTAL FG%	1st Half: 12-30.40.0%	2nd Half: 10-24.41.7%	Game: 40.7%	DEADBALL
3-Pt. FG%	1st Half: 2-9.22.2%	2nd Half: 2-8.25.0%	Game: 23.5%	REBOUNDS
FThrow %	1st Half: 9-10.90.0%	2nd Half: 18-21.85.7%	Game: 87.1%	3

Villanova		tot-fg		3-pt		rebounds												
#	Player	fg	fga	fg	fga	ft	fta	of	de	tot	pf	tp	a	to	blk	s	min	
02	Foye, Randy	F	7	18	2	8	9	10	3	5	8	5	25	0	2	0	2	37
14	Ray, Allan	F	5	19	1	7	0	0	2	0	2	4	11	1	2	0	0	27
50	Sheridan, Will	C	0	6	0	0	1	2	3	2	5	4	1	0	1	1	0	30
01	Lowry, Kyle	G	1	9	0	0	1	1	2	2	4	5	3	2	0	1	2	29
12	Nardi, Mike	G	2	11	1	7	3	4	1	3	4	3	8	4	0	0	1	35
03	Benn, Bilal		0	0	0	0	0	0	0	0	0	0	0	0	0	0	0	1
20	Fraser, Jason		1	4	0	0	7	5	2	7	0	9	1	1	4	0	0	22
21	Charles, Chris		0	0	0	0	0	0	0	0	0	0	0	0	0	0	0	1
22	Dunleavy, Baker		0	0	0	0	0	0	0	0	0	0	0	0	0	0	0	1
23	Anderson, Dwayne		0	2	0	1	1	2	1	0	1	0	1	0	0	0	0	1
33	Cunningham, Dante		1	2	0	0	0	1	1	0	1	2	2	0	0	0	1	10
35	Clark, Shane		1	2	0	0	0	0	4	0	4	1	2	0	0	0	0	6
TEAM								4		4								
Totals		18 73		4 23		22 27		26 14 40		24 62		8 6 6		6 6		200		

TOTAL FG%	1st Half: 8-38.21.1%	2nd Half: 10-35.28.6%	Game: 24.7%	DEADBALL
3-Pt. FG%	1st Half: 2-8.25.0%	2nd Half: 2-15.13.3%	Game: 17.4%	REBOUNDS
FThrow %	1st Half: 12-13.92.3%	2nd Half: 10-14.71.4%	Game: 81.5%	0

Technical fouls: Florida-None. Villanova-Ray.
Attendance: 21,613

Score by Period	1st	2nd	Final
Florida	35	40	75
Villanova	30	32	62

(3) Florida 73, (11) George Mason 58

April 1, 2006 • RCA Dome • Indianapolis, Ind. • Final Four

George Mason		tot-fg		3-pt		rebounds												
#	Player	fg	fga	fg	fga	ft	fta	of	de	tot	pf	tp	a	to	blk	s	min	
34	Thomas, Will	F	4	12	0	0	2	5	1	2	3	2	10	0	1	1	3	23
55	Lewis, Jai	F	5	13	0	1	3	5	6	5	11	4	13	1	1	0	2	37
01	Skinn, Tony	G	5	12	1	4	2	3	1	2	3	3	13	1	2	0	1	29
22	Butler, Lamar	G	4	7	0	2	0	0	0	4	4	1	8	1	4	1	0	36
42	Campbell, Folarin	G	3	5	1	2	3	3	0	1	1	4	10	0	2	0	0	25
02	Carter, Jordan		0	0	0	0	0	0	0	0	0	0	0	0	1	0	0	7
03	Konate, Makan		0	0	0	0	0	0	0	0	0	0	0	0	0	0	0	1
05	Norwood, Gabe		1	4	0	2	0	0	0	1	1	0	2	3	0	0	2	25
12	Burns, Tim		0	0	0	0	0	0	0	0	0	0	0	0	0	0	0	1
40	Fleming, Chris		0	0	0	0	0	0	0	0	0	0	0	0	0	0	0	1
50	Hernandez, Sammy		1	3	0	0	0	0	2	0	2	1	2	0	0	0	0	4
TEAM								1		2								
Totals		23 56		2 11		10 14		11 16 27		16 58		6 11 2		8 200				

TOTAL FG%	1st Half: 11-29.37.9%	2nd Half: 12-27.44.4%	Game: 41.1%	DEADBALL
3-Pt. FG%	1st Half: 0-4.0.0%	2nd Half: 2-7.28.6%	Game: 18.2%	REBOUNDS
FThrow %	1st Half: 4-4.100%	2nd Half: 6-10.60.0%	Game: 71.4%	2

Florida		tot-fg		3-pt		rebounds												
#	Player	fg	fga	fg	fga	ft	fta	of	de	tot	pf	tp	a	to	blk	s	min	
02	Brewer, Corey	F	6	11	3	6	4	5	2	4	6	1	19	1	6	0	1	34
13	Noah, Joakim	F	5	11	0	1	2	2	1	7	8	3	12	2	3	4	1	26
42	Horford, Al	C	2	7	0	0	2	3	6	7	13	3	6	4	4	0	0	29
11	Green, Taurean	G	3	9	3	6	6	2	1	3	1	15	0	1	0	2	36	
12	Humphrey, Lee	G	6	12	6	12	1	3	0	3	3	2	19	0	1	0	1	34
04	Moss, Adrian		0	1	0	0	0	0	0	0	0	0	0	0	0	0	0	3
15	Hodge, Walter		0	1	0	0	0	0	0	0	0	1	0	0	0	0	0	10
32	Richard, Chris		1	1	0	0	0	0	2	1	3	1	2	1	0	0	0	24
33	Huertas, David		0	0	0	0	0	0	0	0	0	0	0	0	0	0	0	4
TEAM								3		1		4						
Totals		23 53		12 25		15 19		16 24 40		12 73		8 15 4		5 200				

TOTAL FG%	1st Half: 11-32.34.4%	2nd Half: 12-21.57.1%	Game: 43.4%	DEADBALL
3-Pt. FG%	1st Half: 6-15.40.0%	2nd Half: 6-10.60.0%	Game: 48.0%	REBOUNDS
FThrow %	1st Half: 3-4.75.0%	2nd Half: 12-15.80.0%	Game: 78.9%	2

Technical fouls: George Mason-None. Florida-Green.

Attendance: 43,822

Score by Period	1st	2nd	Final
George Mason	26	32	58
Florida	31	42	73

(3) Florida 73, (2) UCLA 57

April 3, 2006 • RCA Dome, Indianapolis, Ind. • National Championship Game

Florida		tot-fg		3-pt		rebounds												
#	Player	fg	fga	fg	fga	ft	fta	of	de	tot	pf	tp	a	to	blk	s	min	
02	Brewer, Corey	F	4	12	2	3	1	3	3	4	7	3	11	4	2	1	3	37
13	Noah, Joakim	F	7	9	0	0	2	2	7	9	2	16	3	2	6	1	33	
42	Horford, Al	C	5	8	0	0	4	5	2	5	7	2	16	3	2	6	1	33
11	Green, Taurean	G	1	9	0	7	0	1	0	4	1	2	8	1	0	0	36	
12	Humphrey, Lee	G	4	8	4	8	3	3	0	1	1	1	15	2	0	0	36	
04	Moss, Adrian		3	6	0	0	3	4	2	4	6	0	9	0	0	0	10	
15	Hodge, Walter		0	3	0	1	0	0	1	1	1	1	0	1	0	0	12	
32	Richard, Chris		2	3	0	0	2	2	0	0	0	3	6	0	0	1	0	12
TEAM								0		4		4						
Totals		26 58		6 19		15 20		9 26 35		13 73		21 6 10 7		200				

TOTAL FG%	1st Half: 12-27.44.4%	2nd Half: 14-31.45.2%	Game: 44.8%	DEADBALL
3-Pt. FG%	1st Half: 2-9.22.2%	2nd Half: 4-10.40.0%	Game: 31.6%	REBOUNDS
FThrow %	1st Half: 10-12.83.3%	2nd Half: 5-8.62.5%	Game: 75.0%	2,1

UCLA		tot-fg		3-pt		rebounds												
#	Player	fg	fga	fg	fga	ft	fta	of	de	tot	pf	tp	a	to	blk	s	min	
21	Bozeman, Cedric	F	2	3	0	0	5	6	0	3	3	2	9	3	2	0	0	25
23	Mbah A Moute, Luc	F	3	9	0	2	0	0	3	7	10	4	10	1	0	0		

NCAA TOURNAMENT BOX SCORES

(1) Florida 74, (9) Purdue 67

March 18, 2007 • New Orleans Arena • New Orleans, La. • Second Round

Purdue		tot-fg		3-pt		fg fga		ft fta		rebounds		pf		tp		a		to blk		s		min									
#	Player	fg	fga	fg	fga	ft	fta	of	de	tot	pf	tp	a	to	blk	s	min														
01	Watt, Gordon	F	1	4	0	1	0	2	0	4	4	4	2	2	3	0	2	18													
14	Landry, Carl	F	8	14	0	0	2	5	5	10	3	18	4	5	1	3	39														
02	Teague, David	G	6	15	2	7	0	0	3	2	5	3	14	2	1	0	38														
03	Kramer, Chris	G	6	12	2	4	0	0	1	1	2	4	14	3	3	0	34														
05	Grant, Keaton	G	2	3	1	1	0	0	0	1	1	2	5	1	0	0	21														
04	Lutz, Chris		1	2	0	1	0	0	1	0	1	2	2	2	0	0	23														
12	Crump, Tarrance		3	6	0	1	3	4	0	1	1	9	1	0	0	1	16														
20	Green, Marcus		1	3	0	2	1	2	1	1	2	3	3	0	0	0	9														
30	Ochendu, Johnathan		0	0	0	0	0	0	1	1	1	0	0	0	0	0	2														
TEAM		0																													
Totals		28		59		5		17		6		13		11		17		28		23		67		15		12		1		200	

First Half - FG: 13-26 (.500), 3-FG: 2-8 (.250), FT: 3-8 (.375)

TOTAL FG%	1st Half: 13-26 50.0%	2nd Half: 15-33 45.5%	Game: 47.5%	DEADBALL
3-Pt. FG%	1st Half: 2-8 25.0%	2nd Half: 3-9 33.3%	Game: 29.4%	REBOUNDS
FThrow %	1st Half: 3-8 37.5%	2nd Half: 3-5 60.0%	Game: 46.2%	2

Florida		tot-fg		3-pt		fg fga		ft fta		rebounds		pf		tp		a		to blk		s		min											
#	Player	fg	fga	fg	fga	ft	fta	of	de	tot	pf	tp	a	to	blk	s	min																
02	Brewer, Corey	F	4	9	1	4	8	8	1	7	8	1	17	2	3	0	2	33															
13	Noah, Joakim	F	3	5	0	0	3	4	2	7	9	3	9	2	3	3	0	25															
42	Horford, Al	C	7	9	0	0	3	3	4	5	9	2	17	1	0	1	3	36															
11	Green, Taurean	G	3	9	2	8	6	6	0	0	0	1	14	2	5	0	0	38															
12	Humphrey, Lee	G	2	6	2	6	0	0	0	1	1	1	6	2	2	0	1	32															
15	Hodge, Walter		0	1	0	0	1	4	0	0	0	1	1	2	1	0	15																
21	Werner, Dan		0	0	0	0	0	0	0	0	0	1	0	0	0	0	1																
32	Richard, Chris		2	2	0	0	4	4	0	2	2	3	8	0	1	0	17																
34	Speights, Marreese		0	1	0	0	2	2	0	0	0	1	2	0	0	0	1	3															
TEAM		0																															
Totals		21		42		5		18		27		31		7		24		31		14		74		11		15		4		7		200	

TOTAL FG%	1st Half: 8-22 36.4%	2nd Half: 13-20 65.0%	Game: 50.0%	DEADBALL
3-Pt. FG%	1st Half: 2-10 20.0%	2nd Half: 3-8 37.5%	Game: 27.8%	REBOUNDS
FThrow %	1st Half: 11-12 91.7%	2nd Half: 16-19 84.2%	Game: 87.1%	1,1

Technical fouls: Purdue-None. Florida-None.
Attendance: 13,600

Score by Periods	1st	2nd	Final
Purdue	31	36	67
Florida	29	45	74

(1) Florida 65, (5) Butler 57

March 23, 2007 • Edward Jones Dome • St. Louis, Mo. • Regional Semifinals

Butler		tot-fg		3-pt		fg fga		ft fta		rebounds		pf		tp		a		to blk		s		min											
#	Player	fg	fga	fg	fga	ft	fta	of	de	tot	pf	tp	a	to	blk	s	min																
24	Ligon, Brian	F	1	2	0	0	0	0	2	2	3	2	0	1	0	0	21																
33	Crone, Brandon	F	4	9	2	3	0	0	2	2	4	5	10	1	2	0	28																
01	Betko, Julian	G	1	3	0	0	0	0	0	0	0	5	2	1	1	0	25																
04	Graves, A.J.	G	4	13	1	6	2	3	0	3	3	2	11	2	3	0	38																
10	Green, Mike	G	4	12	0	3	4	6	1	5	6	4	12	3	1	0	3	26															
21	Veasley, Willie		0	0	0	0	0	0	1	1	0	0	0	0	0	0	3																
23	Nelless, Marcus		0	0	0	0	0	0	1	1	0	0	1	0	0	1	12																
32	Streicher, Drew		1	2	0	1	4	4	3	0	3	3	6	0	0	0	28																
34	Campbell, Pete		5	9	4	6	0	0	0	1	1	3	14	0	1	0	19																
TEAM		3																															
Totals		20		50		7		19		10		13		11		14		25		25		57		8		9		0		7		200	

TOTAL FG%	1st Half: 10-25 40.0%	2nd Half: 10-25 40.0%	Game: 40.0%	DEADBALL
3-Pt. FG%	1st Half: 5-12 41.7%	2nd Half: 2-7 28.6%	Game: 36.8%	REBOUNDS
FThrow %	1st Half: 4-4 100%	2nd Half: 6-9 66.7%	Game: 76.9%	1,1

Florida		tot-fg		3-pt		fg fga		ft fta		rebounds		pf		tp		a		to blk		s		min									
#	Player	fg	fga	fg	fga	ft	fta	of	de	tot	pf	tp	a	to	blk	s	min														
02	Brewer, Corey	F	3	10	1	6	4	4	0	5	5	3	11	2	3	0	1	36													
13	Noah	F	2	4	0	0	9	11	3	6	9	1	13	2	2	1	0	32													
42	Horford, Al	C	4	5	0	0	8	10	0	7	7	2	16	2	3	4	0	34													
11	Green	G	5	8	5	8	2	3	0	1	1	2	17	1	0	0	0	38													
12	Humphrey, Lee	G	2	5	2	5	0	0	0	0	0	4	6	0	2	0	0	32													
15	Hodge		0	0	0	0	0	0	0	0	0	2	0	1	0	0	14														
21	Werner		0	0	0	0	0	0	0	1	1	0	0	0	0	0	2														
32	Richard		1	2	0	0	0	0	2	0	2	2	2	1	3	1	0	12													
TEAM		1																													
Total		17		34		8		19		23		28		6		21		27		16		9		13		6		1		200	

TOTAL FG%	1st Half: 10-20 50.0%	2nd Half: 7-14 50.0%	Game: 50.0%	DEADBALL
3-Pt. FG%	1st Half: 5-12 41.7%	2nd Half: 3-7 42.9%	Game: 42.1%	REBOUNDS
FThrow %	1st Half: 10-12 83.3%	2nd Half: 13-16 81.3%	Game: 82.1%	1

Technical fouls: Butler-None. Florida-None.

Attendance: 26,214

Score by Period	1st	2nd	Final
Butler	29	28	57
Florida	35	30	65

(1) Florida 85, (3) Oregon 77

March 25, 2007 • Edward Jones Dome, St. Louis, Mo. • Regional Final

Oregon		tot-fg		3-pt		fg fga		ft fta		rebounds		pf		tp		a		to blk		s		min											
#	Player	fg	fga	fg	fga	ft	fta	of	de	tot	pf	tp	a	to	blk	s	min																
01	Hairston, Malik	F	7	13	0	1	4	4	2	3	5	5	18	1	4	0	2	35															
04	Taylor, Bryce	F	3	6	1	2	0	0	3	5	8	3	7	2	0	0	1	39															
10	Leunen, Maarty	C	2	4	1	1	4	4	1	3	4	5	9	1	1	2	2	29															
00	Brooks, Aaron	G	11	19	3	6	2	2	1	1	2	4	27	4	4	0	1	34															
12	Porter, Tajuan	G	2	12	2	10	4	4	0	1	1	3	10	4	4	0	1	37															
25	Oguchi, Chamberlain		1	3	1	2	0	0	0	0	0	1	3	0	0	0	6																
42	Zahn, Adam		0	0	0	0	1	2	1	0	1	4	1	0	0	0	5																
45	Schafer, Roy		1	1	0	0	0	0	0	0	0	0	2	0	0	0	5																
50	Catron, Jovean		0	0	0	0	0	0	0	0	0	5	0	1	0	0	10																
TEAM		3																															
Totals		27		58		8		22		15		16		8		16		24		30		77		13		13		2		8		200	

TOTAL FG%	1st Half: 15-28 53.6%	2nd Half: 12-30 40.0%	Game: 46.6%	DEADBALL
3-Pt. FG%	1st Half: 3-10 30.0%	2nd Half: 5-12 41.7%	Game: 36.4%	REBOUNDS
FThrow %	1st Half: 5-6 83.3%	2nd Half: 10-10 100%	Game: 93.8%	1,1

Florida		tot-fg		3-pt		fg fga		ft fta		rebounds		pf		tp		a		to blk		s		min	
#	Player	fg	fga	fg	fga	ft	fta	of	de	tot	pf	tp	a	to	blk	s	min						
02	Brewer, Corey	F	3	7	0	3	8	12	1	4	5	3	14	3	5	2	2	34					
13	Noah, Joakim	F	4	9	0	0	6	7	3	11	14	2	14	1	2	1	2	30					
42	Horford, Al	C	1	3	0	0	4	8	3	4	7	3	6	2	3	2	0	30					
11	Green, Taurean	G	5	12	4	8	7	10	0	2	2	1	21	3	3	0	0	38					
12	Humphrey, Lee	G	8	15	7	13	0	0	0	0	0	0	23	0	2	0	1	38					
15	Hodge, Walter		1	1	0	0	2	4	0	0	0	0	4	0									

NCAA TOURNAMENT BOX SCORES

(1) Florida 84, (1) Ohio State 75

April 2, 2007 • Georgia Dome • Atlanta, Ga. • National Championship Game

Ohio State		tot-fg		3-pt		ft		rebounds		pf		tp		a		to blk		s		min	
#	Player	fg	fga	fg	fga	ft	fta	of	de	tot	pf	tp	a	to	blk	s	min				
03	Harris, Ivan	F	2	8	2	8	1	5	1	4	5	2	7	0	0	0	1	26			
20	Oden, Greg	C	10	15	0	0	5	8	4	8	12	4	25	1	2	4	1	38			
01	Conley Jr., Mike	G	7	13	1	3	5	6	1	2	3	3	20	6	2	0	4	34			
12	Lewis, Ron	G	6	13	0	4	0	1	2	1	3	3	12	0	1	0	1	34			
14	Butler, Jamar	G	1	7	1	6	0	0	0	2	2	3	3	1	1	0	2	36			
23	Lighty, David		2	3	0	1	0	0	0	0	0	1	4	1	0	0	1	13			
31	Cook, Daquan		1	2	0	1	0	0	0	0	0	1	2	1	0	0	1	9			
42	Terwilliger, Matt		1	1	0	0	0	0	0	0	0	1	2	0	0	0	0	5			
45	Hunter, Othello		0	2	0	0	0	0	2	0	2	2	0	0	1	0	0	5			
TEAM		0 1 1																			
Totals		30 64		4 23		11 17		10 18 28		20 75		10 7 4 11 200									

TOTAL FG%	1st Half: 13-30 43.3%	2nd Half: 17-34 41.2%	Game: 46.9%	DEADBALL
3-Pt. FG%	1st Half: 2-12 16.7%	2nd Half: 2-11 18.2%	Game: 17.4%	REBOUNDS
FThrow %	1st Half: 1-2 50.0%	2nd Half: 10-15 66.7%	Game: 64.7%	2

Florida		tot-fg		3-pt		ft		rebounds		pf		tp		a		to blk		s		min	
#	Player	fg	fga	fg	fga	ft	fta	of	de	tot	pf	tp	a	to	blk	s	min				
02	Brewer, Corey	F	4	12	3	8	2	2	0	8	8	2	13	1	1	1	3	36			
13	Noah, Joakim	F	1	3	0	0	6	6	0	3	3	4	8	0	2	0	1	21			
42	Horford, Al	C	6	15	0	0	6	8	4	8	12	3	18	3	2	2	0	34			
11	Green, Taurean	G	4	6	3	3	5	5	0	3	3	0	16	6	6	0	0	38			
12	Humphrey, Lee	G	5	8	4	7	0	0	1	1	1	1	14	1	0	0	0	34			
15	Hodge, Walter		2	2	0	0	1	1	0	1	1	1	5	0	1	0	1	11			
32	Richard, Chris		3	5	0	0	2	3	5	3	8	5	8	0	3	0	0	20			
34	Speights, Marreese		1	2	0	0	0	0	1	1	2	3	2	0	0	0	0	6			
TEAM		0 1 1																			
Totals		26 53		10 18		22 25		10 28 38		19 11		15 3 5 200 84									

TOTAL FG%	1st Half: 13-27 48.1%	2nd Half: 13-26 50.0%	Game: 49.1%	DEADBALL
3-Pt. FG%	1st Half: 6-9 66.7%	2nd Half: 4-9 44.4%	Game: 55.6%	REBOUNDS
FThrow %	1st Half: 8-10 80.0%	2nd Half: 14-15 93.3%	Game: 88.0%	2

Technical fouls: Ohio State-None. Florida-None.

Attendance: 51,458

Score by Period	1st	2nd	Final
Ohio State	29	46	75
Florida	40	44	84

(7) BYU 99, (10) Florida 92 (2OT)

March 18, 2010 • Ford Center • Oklahoma City, Okla. • First Round

Florida		tot-fg		3-pt		ft		rebounds		pf		tp		a		to blk		s		min	
#	Player	fg	fga	fg	fga	ft	fta	of	de	tot	pf	tp	a	to	blk	s	min				
23	Tyus, Alex	F	3	11	0	1	0	0	3	6	9	2	6	1	0	2	0	29			
25	Parsons, Chandler	F	8	20	2	8	2	5	6	4	10	3	20	6	5	1	2	46			
32	Macklin, Vernon	C	7	9	0	0	2	3	3	4	7	3	16	0	3	0	1	33			
01	Boynton, Kenny	G	8	16	5	10	6	7	1	1	2	5	27	3	4	0	1	40			
11	Walker, Erving	G	4	16	3	13	1	1	0	2	2	4	12	4	7	0	0	44			
03	Shipman, Ray		0	0	0	0	0	0	2	2	2	0	0	0	0	0	1	11			
21	Werner, Dan		1	2	0	0	2	2	3	2	5	4	1	1	0	0	2	36			
33	Murphy, Erik		3	4	0	0	1	1	1	0	1	3	7	0	1	1	0	11			
TEAM		3 4 7																			
Totals		34 78		10 32		14 19		20 25 45		24 92		15 21 4 7 250									

TOTAL FG%	1st Half: 12-26 46.2%	2nd Half: 15-27 55.6%	OT: 7-25 28.0%	Game: 49.1%	DEADBALL
3-Pt. FG%	1st Half: 6-12 50.0%	2nd Half: 6-12 50.0%	OT: 1-10 10.0%	Game: 55.6%	REBOUNDS
FThrow %	1st Half: 6-8 75.0%	2nd Half: 6-8 75.0%	OT: 2-2 100%	Game: 88.0%	6

BYU		tot-fg		3-pt		ft		rebounds		pf		tp		a		to blk		s		min	
#	Player	fg	fga	fg	fga	ft	fta	of	de	tot	pf	tp	a	to	blk	s	min				
34	Hartssock	F	3	7	0	0	2	2	1	2	3	1	8	1	1	0	0	38			
54	Miles	C	1	1	0	0	0	0	1	3	4	2	2	1	0	0	22				
04	Eery	G	2	7	2	5	4	6	2	5	7	4	10	1	1	0	1	40			
23	Haws	G	3	5	0	0	2	2	1	0	1	2	8	2	0	0	1	21			
32	Fredette	G	13	26	3	8	8	10	1	1	2	1	37	3	5	1	2	46			
00	Davies		0	1	0	0	0	2	1	5	6	4	0	2	2	1	1	19			
01	Abou		1	2	0	0	0	0	0	1	1	0	2	1	0	0	0	10			
10	Loyd Jr.		7	10	3	5	9	10	0	2	2	1	26	0	2	0	4	35			
45	Tavernari		2	6	2	5	0	0	0	3	3	2	6	1	0	0	3	19			
TEAM		3 1 4																			
Totals		32 65		10 23		25 32		10 23 33		17 99		11 12 2 12 250									

TOTAL FG%	1st Half: 15-29 51.7%	2nd Half: 13-26 50.0%	OT: 4-10 40.0%	Game: 49.2%	DEADBALL
3-Pt. FG%	1st Half: 3-5 60.0%	2nd Half: 4-13 30.8%	OT: 3-5 60.0%	Game: 43.5%	REBOUNDS
FThrow %	1st Half: 2-4 50.0%	2nd Half: 10-10 100%	OT: 13-18 72.2%	Game: 78.1%	5

Technical fouls: Florida-None. BYU-None

Attendance: 16,022

Score by Period	1st	2nd	1OT	2OT	Final
Florida	33	42	6	11	92
BYU	35	40	6	18	99

(2) Florida 79, (15) UC Santa Barbara 51

March 17, 2011 • St. Pete Times Forum • Tampa, Fla. • Second Round*

*In 2011, the NCAA Tournament field expanded to 68 and the Round of 64 became known as the second round.

UCSB		tot-fg		3-pt		ft		rebounds		pf		tp		a		to blk		s		min	
#	Player	fg	fga	fg	fga	ft	fta	of	de	tot	pf	tp	a	to	blk	s	min				
00	Serna, Jaime	f	0	0	0	0	0	0	1	1	1	0	0	1	0	0	11				
21	Nunnally, James	f	4	8	1	4	3	4	0	6	6	2	12	1	3	0	0	34			
32	Pastorek, Jon	f	2	3	0	1	0	0	2	1	3	0	4	1	4	0	1	19			
11	Joyner, Justin	g	1	4	1	3	0	0	0	1	1	1	3	2	2	0	1	25			
33	Johnson, Orlando	g	7	14	3	6	4	6	3	1	4	2	21	0	3	0	2	37			
03	Weimer, Jordan		0	3	0	2	0	0	1	1	2	0	0	1	0	2	13				
10	Boswell, Kyle		0	2	0	2	0	0	0	0	0	4	0	0	0	0	10				
20	Brew, Will		1	4	0	0	0	0	0	0	2	2	0	1	0	1	10				
24	Peterson, Christian		0	0	0	0	0	0	0	0	0	0	0	0	0	0	1				
25	Devenny, Lucas		0	1	0	0	0	2	0	0	0	0	0	1	0	0	5				
43	Leaf, Troy		1	3	0	1	2	2	0	2	2	1	4	2	1	0	0	11			
55	Somogyi, Greg		1	5	0	0	3	4	2	4	6	2	5	2	0	3	0	24			
TEAM		1 1 2																			
Totals		17 47		5 19		12 18		8 18 26		17 51		8 17 3 7 200									

TOTAL FG%	1st Half: 6-22 27.3%	2nd Half: 11-25 44.0%	Game: 36.2%	DEADBALL
3-Pt. FG%	1st Half: 4-12 33.3%	2nd Half: 1-7 14.3%	Game: 26.3%	REBOUNDS
FThrow %	1st Half: 3-6 50.0%	2nd Half: 9-12 75.0%	Game: 66.7%	2

Florida		tot-fg		3-pt		ft		rebounds		pf		tp		a		to blk		s		min	
#	Player	fg	fga	fg	fga	ft	fta	of	de	tot	pf	tp	a	to	blk	s	min				
23	Tyus, Alex	f	4	5	0	0	0	2	0	6	6	1	8	1	1	1	2	20			
25	Parsons, Chandler	f	4	9	2	6	0	0	1	6	7	2	10	3	1	2	2	27			
32	Macklin, Vernon	c	4	5	0	0	2	2	0	3	3	3	10	1	1	0	0	21			
01	Boynton, Kenny	g	6	9	1	4	0	0	0	0	0	2	13	1							

NCAA TOURNAMENT BOX SCORES

(2) Florida 83, (3) BYU 74 (OT)

March 24, 2011 • New Orleans Arena • New Orleans, La. • Regional Semifinals

BYU		tot-fg		3-pt		rebounds		pf		tp		a		to blk		s		min													
#	Player	fg	fga	fg	fga	ft	fta	of	de	tot	pf	tp	a	to	blk	s	min														
34	Hartssock, Noah	f	3	9	1	4	2	2	3	5	8	1	9	2	1	1	3	42													
01	Abouo, Charles	g	2	9	0	3	2	2	0	2	3	6	1	0	0	0	27														
04	Emery, Jackson	g	3	8	3	7	0	0	1	2	3	3	9	1	1	0	2	33													
31	Collinsworth, Kyle	g	2	4	0	0	1	2	3	12	15	3	5	1	2	0	1	38													
32	Fredette, Jimmer	g	11	29	3	15	7	7	0	2	2	3	32	5	6	0	1	44													
12	Magnusson, Logan	g	2	4	1	2	1	1	1	2	3	4	6	2	2	0	1	20													
13	Zylstra, Brock	g	0	0	0	0	0	0	0	0	0	0	1	0	0	0	1	3													
15	Anderson, James	g	0	1	0	0	0	0	1	1	2	0	0	0	0	0	1	3													
21	Rogers, Stephen	g	2	7	2	6	1	2	0	4	4	2	7	0	0	0	2	17													
TEAM								1		2		3																			
Totals		25		71		10		37		14		16		12		30		42		19		74		13		12		11		225	

TOTAL FG%	1st Half: 14-35 40.0%	2nd Half: 9-30 30.0%	OT: 2-6 33.3%	Game: 35.2%	DEADBALL
3-Pt. FG%	1st Half: 5-17 29.4%	2nd Half: 5-16 31.3%	OT: 0-4 0.0%	Game: 27.0%	REBOUNDS
FThrow %	1st Half: 3-3 100%	2nd Half: 9-11 81.8%	OT: 2-2 100%	Game: 87.5%	1,2

Florida		tot-fg		3-pt		rebounds		pf		tp		a		to blk		s		min															
#	Player	fg	fga	fg	fga	ft	fta	of	de	tot	pf	tp	a	to	blk	s	min																
23	Tyus, Alex	f	8	9	1	1	2	3	2	15	17	3	19	2	1	1	0	32															
25	Parsons, Chandler	f	6	15	3	10	1	2	1	8	9	1	16	7	4	1	0	40															
32	Macklin, Vernon	c	4	5	0	0	1	5	0	5	5	1	9	3	3	1	3	32															
01	Boynton, Kenny	g	5	14	4	13	3	4	0	0	0	2	17	5	2	1	1	40-															
11	Walker, Erving	g	5	13	3	7	3	6	2	4	6	2	16	5	3	0	1	37															
04	Young, Patric	g	1	2	0	0	0	2	2	2	4	3	2	0	0	1	1	13															
05	Wilbekin, Scottie	g	0	4	0	3	0	0	0	0	0	0	1	1	0	0	1	18															
15	Yeguete, Will	g	1	2	0	0	0	0	1	0	1	0	2	0	0	0	1	8															
33	Murphy, Erik	g	1	1	0	0	0	0	0	0	0	0	2	0	1	0	0	5															
TEAM								2		1		3																					
Totals		31		65		11		34		10		22		10		35		45		12		83		23		15		5		8		225	

TOTAL FG%	1st Half: 14-26 53.8%	2nd Half: 12-32 37.5%	OT: 5-7 71.4%	Game: 47.7%	DEADBALL
3-Pt. FG%	1st Half: 7-16 43.8%	2nd Half: 2-15 13.3%	OT: 2-3 66.7%	Game: 32.4%	REBOUNDS
FThrow %	1st Half: 1-6 16.7%	2nd Half: 6-10 60.0%	OT: 3-6 50.0%	Game: 45.5%	4

Technical fouls: BYU-Emery, Florida-None.
Attendance: 12,320

Score by Periods	1st	2nd	OT	Total
BYU	36	32	6	74
Florida	36	32	15	83

(8) Butler 74, (2) Florida 71 (OT)

March 26, 2011 • New Orleans Arena • New Orleans, La. • Regional Final

Butler		tot-fg		3-pt		rebounds		pf		tp		a		to blk		s		min															
#	Player	fg	fga	fg	fga	ft	fta	of	de	tot	pf	tp	a	to	blk	s	min																
54	Howard, Matt	f	5	12	1	6	3	6	0	5	5	3	14	2	1	0	0	40-															
44	Smith, Andrew	c	1	2	0	0	1	2	3	5	8	5	3	0	2	1	0	25															
01	Mack, Shelvin	g	8	20	4	13	7	11	0	4	4	2	27	4	2	0	1	42															
02	Vanzant, Shawn	g	3	9	1	3	0	0	1	6	7	1	7	0	1	0	1	38															
33	Stigall, Chase	g	0	3	0	3	0	0	0	0	0	1	0	1	0	0	0	11															
03	Hahn, Zach	g	2	5	2	5	0	0	0	0	0	1	6	0	0	0	0	15															
05	Nored, Ronald	g	0	2	0	2	4	4	1	3	4	3	4	0	3	0	0	24															
20	Hopkins, Chrisawn	g	1	1	1	1	0	0	0	0	0	0	3	1	1	0	0	4															
23	Marshall, Kyle	g	4	6	0	0	2	4	7	0	7	3	10	0	0	0	0	21															
32	Butcher, Garrett	g	0	0	0	0	0	0	1	0	1	1	0	1	0	0	0	5															
TEAM								3		2		5																					
Totals		24		60		9		33		17		27		16		25		41		20		74		8		10		1		2		225	

TOTAL FG%	1st Half: 11-27 40.7%	2nd Half: 10-26 38.5%	OT: 3-7 42.9%	Game: 40.0%	DEADBALL
3-Pt. FG%	1st Half: 5-15 33.3%	2nd Half: 3-15 20.0%	OT: 1-3 33.3%	Game: 27.3%	REBOUNDS
FThrow %	1st Half: 5-8 62.5%	2nd Half: 5-12 41.7%	OT: 7-7 100%	Game: 63.0%	4

Florida		tot-fg		3-pt		rebounds		pf		tp		a		to blk		s		min															
#	Player	fg	fga	fg	fga	ft	fta	of	de	tot	pf	tp	a	to	blk	s	min																
23	Tyus, Alex	f	6	12	0	0	2	2	3	7	10	4	14	0	1	2	1	41															
25	Parsons, Chandler	f	2	9	1	3	0	0	1	6	7	3	5	2	1	0	2	43															
32	Macklin, Vernon	c	11	14	0	0	3	5	4	1	5	4	25	0	0	1	0	24															
01	Boynton, Kenny	g	5	9	1	3	6	7	0	4	4	2	17	3	1	0	1	40-															
11	Walker, Erving	g	1	10	1	7	5	6	0	1	1	4	8	4	2	0	1	37															
04	Young, Patric	g	2	2	0	0	2	2	0	2	2	3	2	0	0	0	0	19															
05	Wilbekin, Scottie	g	0	1	0	1	0	0	0	2	2	1	0	1	0	0	1	15															
33	Murphy, Erik	g	0	0	0	0	0	0	0	2	2	3	0	0	2	0	0	6															
TEAM								1		1																							
Totals		25		57		3		14		18		22		8		26		34		24		71		10		7		3		6		226	

TOTAL FG%	1st Half: 12-25 48.0%	2nd Half: 11-27 40.7%	OT: 2-5 40.0%	Game: 43.9%	DEADBALL
3-Pt. FG%	1st Half: 1-4 25.0%	2nd Half: 0-6 0.0%	OT: 2-4 50.0%	Game: 21.4%	REBOUNDS
FThrow %	1st Half: 8-8 100%	2nd Half: 5-6 83.3%	OT: 5-8 62.5%	Game: 81.8%	3

Technical fouls: Butler-None, Florida-None.
Attendance: 12,139

Score by Periods	1st	2nd	OT	Total
Butler	32	28	14	74
Florida	33	27	11	71

(7) Florida 71, (10) Virginia 45

March 16, 2012 • CenturyLink Center • Omaha, Neb. • Second Round

Virginia		tot-fg		3-pt		rebounds		pf		tp		a		to blk		s		min															
#	Player	fg	fga	fg	fga	ft	fta	of	de	tot	pf	tp	a	to	blk	s	min																
23	Scott, Mike	f	6	10	0	0	3	4	0	6	6	3	15	1	3	0	3	32															
25	Mitchell, Akil	f	2	5	0	0	0	2	1	4	5	0	4	1	0	0	0	32															
01	Evans, Jontel	g	4	6	0	0	0	0	1	1	2	8	5	3	0	0	38																
12	Harris, Joe	g	2	9	0	5	3	4	0	3	3	2	7	0	1	1	0	35															
13	Zeglinski, Sammy	g	3	11	2	10	0	0	4	4	8	5	3	0	2	0	2	37															
00	Browman, Doug	g	0	0	0	0	0	0	1	1	0	0	0	0	2	0	0	2															
02	Jespersion, Paul	g	1	5	1	3	0	0	1	0	1	1	3	0	0	0	0	19															
32	Atkins, Darion	g	0	1	0	0	0	0	0	0	0	3	0	0	1	0	0	5															
TEAM								2		2																							
Totals		18		47		3		18		6		10		2		21		23		15		45		12		13		1		5		200	

TOTAL FG%	1st Half: 9-24 37.5%	2nd Half: 9-23 39.1%	Game: 38.3%	DEADBALL
3-Pt. FG%	1st Half: 0-7 0.0%	2nd Half: 3-11 27.3%	Game: 16.7%	REBOUNDS
FThrow %	1st Half: 4-6 66.7%	2nd Half: 2-4 50.0%	Game: 60.0%	1

Florida		tot-fg		3-pt		rebounds		pf		tp		a		to blk		s		min	
#	Player	fg	fga	fg	fga	ft	fta	of	de	tot</									

NCAA TOURNAMENT BOX SCORES

(7) Florida 68, (3) Marquette 58

March 22, 2012 • US Airways Center • Phoenix, Ariz. • Regional Semifinals

Florida		tot-fg		3-pt		rebounds		pf		tp		a to blk		s min											
##	Player	fg	fga	fg	fga	ft	fta	of	de	of	de	of	de	of	de										
33	Murphy, Erik	f	3	13	1	8	0	0	1	9	10	3	7	0	0	3	0	30							
04	Young, Patric	c	3	6	0	0	1	2	5	4	9	4	7	1	1	1	0	31							
01	Boynton, Kenny	g	2	10	1	5	6	7	0	4	4	0	11	5	1	0	1	33							
11	Walker, Erving	g	3	9	1	4	4	4	0	3	3	2	11	3	4	0	1	29							
23	Beal, Bradley	g	8	10	3	5	2	2	2	4	6	1	21	4	2	2	2	33							
03	Rosario, Mike	g	2	4	0	2	0	0	0	1	1	0	4	0	2	2	0	11							
05	Wilbekin, Scottie	g	1	2	1	1	0	0	0	3	3	2	3	2	1	0	0	17							
24	Prather, Casey	g	2	5	0	2	0	0	0	3	3	3	4	0	1	1	1	16							
TEAM								2		3															
Totals		24		59		7		27		13		15		68		15		11		9		5		200	

TOTAL FG%	1st Half: 13-30 43.3%	2nd Half: 11-29 37.9%	Game: 40.7%	DEADBALL
3-Pt. FG%	1st Half: 4-14 28.6%	2nd Half: 3-13 23.1%	Game: 25.9%	REBOUNDS
FThrow %	1st Half: 6-7 85.7%	2nd Half: 7-8 87.5%	Game: 86.7%	1

Marquette		tot-fg		3-pt		rebounds		pf		tp		a to blk		s min																			
##	Player	fg	fga	fg	fga	ft	fta	of	de	of	de	of	de	of	de																		
32	Crowder, Jae	f	5	15	1	7	4	5	2	5	7	3	15	1	0	0	3	32															
00	Wilson, Jamil	c	3	7	1	1	0	0	2	3	5	2	7	1	2	3	1	34															
01	Johnson-Odom, Darius	g	5	15	2	7	2	3	0	4	4	4	14	2	0	0	0	38															
02	Blue, Vander	g	1	8	0	0	2	2	1	7	8	1	4	1	2	0	0	26															
05	Cadogan, Junior	g	0	5	0	2	0	2	1	1	2	4	0	5	3	0	0	21															
04	Mayo, Todd	g	4	8	2	4	1	2	0	4	4	0	11	1	2	0	2	31															
33	Wilson, Derrick	g	0	0	0	0	0	0	0	0	0	0	0	0	0	0	0	2															
54	Gardner, Davante	g	2	7	0	0	3	4	4	0	4	3	7	0	0	0	1	16															
TEAM								5		2		7																					
Totals		20		65		6		21		12		18		15		26		41		17		58		11		9		3		8		200	

TOTAL FG%	1st Half: 13-35 31.4%	2nd Half: 9-30 30.0%	Game: 30.8%	DEADBALL
3-Pt. FG%	1st Half: 4-10 40.0%	2nd Half: 2-11 18.2%	Game: 28.6%	REBOUNDS
FThrow %	1st Half: 4-7 57.1%	2nd Half: 8-11 72.7%	Game: 66.7%	4

Technical fouls: Florida-None. Marquette-None.
Attendance: 15,833

Score by Periods	1st	2nd	Total
Florida	36	32	68
Marquette	30	28	58

(4) Louisville 72, (7) Florida 68

March 24, 2012 • US Airways Center • Phoenix, Ariz. • Regional Final

Florida		tot-fg		3-pt		rebounds		pf		tp		a to blk		s min																			
##	Player	fg	fga	fg	fga	ft	fta	of	de	of	de	of	de	of	de																		
33	Murphy, Erik	f	4	5	2	2	4	4	0	8	8	3	14	0	4	2	0	34															
04	Young, Patric	c	5	7	0	0	1	2	2	4	6	3	11	0	2	0	2	32															
01	Boynton, Kenny	g	4	11	2	7	2	4	0	2	2	2	12	6	1	0	0	33															
11	Walker, Erving	g	3	10	2	6	4	6	1	2	3	2	12	7	2	0	0	32															
23	Beal, Bradley	g	6	12	2	5	0	0	2	5	7	1	14	4	2	0	1	36															
03	Rosario, Mike	g	1	1	0	0	1	1	0	0	0	1	3	0	0	0	0	6															
05	Wilbekin, Scottie	g	1	1	0	0	0	0	0	2	2	1	2	0	1	0	0	14															
24	Prather, Casey	g	0	1	0	0	0	1	1	3	4	2	0	0	1	1	1	13															
TEAM								1		2		4		2		0																	
Totals		24		48		8		20		12		18		6		26		32		15		68		17		14		3		4		200	

TOTAL FG%	1st Half: 14-21 66.7%	2nd Half: 10-27 37.0%	Game: 50.0%	DEADBALL
3-Pt. FG%	1st Half: 8-11 72.7%	2nd Half: 0-9 0.0%	Game: 40.0%	REBOUNDS
FThrow %	1st Half: 5-7 71.4%	2nd Half: 7-11 63.6%	Game: 66.7%	2

Louisville		tot-fg		3-pt		rebounds		pf		tp		a to blk		s min																			
##	Player	fg	fga	fg	fga	ft	fta	of	de	of	de	of	de	of	de																		
14	Kuric, Kyle	f	3	9	2	8	0	0	2	2	4	8	1	0	0	2	37																
24	Behanan, Chane	f	7	10	1	1	2	2	2	5	7	4	17	0	1	2	1	32															
10	Dieng, Porgui	c	4	11	0	0	0	0	1	5	6	3	8	0	0	1	0	37															
03	Siva, Peyton	g	3	7	1	1	2	2	1	1	2	5	9	8	1	0	1	26															
05	Smith, Chris	g	3	4	1	2	1	2	0	1	1	1	8	0	0	0	1	28															
02	Smith, Russ	g	6	13	1	2	6	7	1	4	5	3	19	2	4	0	1	22															
12	Price, Zach	g	0	0	0	0	0	0	0	0	0	0	0	0	0	0	0	1															
21	Swopshire, Jared	g	1	3	0	1	0	0	0	0	0	0	2	0	0	0	0	9															
22	Justice, Elisha	g	0	1	0	0	0	0	0	0	0	0	0	0	0	0	0	1															
23	Ware, Kevin	g	0	1	0	1	0	0	1	0	1	0	0	0	0	0	0	4															
25	Blackshear, Wayne	g	0	1	0	0	1	2	0	3	3	0	1	0	0	0	0	3															
TEAM								2		1		3		1																			
Totals		27		60		6		16		12		15		8		22		30		21		72		11		6		3		6		200	

TOTAL FG%	1st Half: 14-32 43.8%	2nd Half: 13-28 46.4%	Game: 45.0%	DEADBALL
3-Pt. FG%	1st Half: 3-8 37.5%	2nd Half: 3-8 37.5%	Game: 37.5%	REBOUNDS
FThrow %	1st Half: 2-2 100%	2nd Half: 10-13 76.9%	Game: 80.0%	2

Technical fouls: Florida-None. Louisville-TEAM.
Attendance: 13,456

Score by Periods	1st	2nd	Total
Florida	41	27	68
Louisville	33	39	72

(3) Florida 79, (14) Northwestern State 47

March 22, 2013 • Erwin Center • Austin, Texas • Second Round

Northwestern State		tot-fg		3-pt		rebounds		pf		tp		a to blk		s min																			
##	Player	fg	fga	fg	fga	ft	fta	of	de	of	de	of	de	of	de																		
10	Robinson, Patrick	f	2	4	0	2	1	1	1	0	1	4	5	0	2	0	18																
32	Hicks, DeQuan	f	4	8	0	0	4	4	1	7	8	1	12	2	2	0	23																
35	Evans, O.J.	c	2	5	0	0	1	2	0	1	1	2	5	0	1	1	0	22															
03	Davis, Shamir	g	2	4	0	1	2	0	0	0	2	5	1	2	0	0	22																
44	Stewart, Gary	g	1	4	1	4	0	0	0	2	2	0	3	1	0	0	21																
00	Adams, Austin	g	0	0	0	0	0	0	0	1	1	0	0	0	0	0	1																
01	Adams, Dustin	g	0	0	0	0	0	0	0	0	0	0	0	0	0	0	1																
11	Williams, Brandon	g	0	0	0	0	0	0	0	0	0	0	0	0	0	0	1																
12	West, Jalan	g	2	7	1	3	0	0	0	2	2	1	5	4	2	0	1	26															
13	Killian, Matt	g	0	1	0	0	0	0	1	0	1	0	0	0	0	0	0	1															
20	Harris, Dadrin	g	0	1	0	0	0	0	0	0	0	0	0	0	1	0	0	1															
22	White, Brison	g	3	7	0	2	0	0	0	0	0	3	6	0	1	0	1	19															
33	Hulbin, James	g	1	6	1	3	0	0	0	1	1	2	3	0	0	0	0	14															
34	Roberson, Gary	g	0	2	0	1	0	0	0	1	1	3	0	0	4	0	0	15															
40	Frazier, Marvin	g	1	1	0	0	1	2	0	3	3	1	3	1	0	2	0	15															
TEAM								3		2		5																					
Totals		18		50		3		16		8		11		6		20		26		19		47		9		15		3		2		200	

TOTAL FG%	1st Half: 13-24 54.2%	2nd Half: 5-26 19.2%	Game: 36.0%	DEADBALL
3-Pt. FG%	1st Half: 3-7 42.9%	2nd Half: 0-9 0.0%		

NCAA TOURNAMENT BOX SCORES

(3) Florida 62, (15) Florida Gulf Coast 50

March 29, 2013 • Cowboys Stadium • Arlington, Texas • Regional Semifinals

Florida Gulf Coast		tot-fg		3-pt		ft		rebounds		pf		tp		a		blk		s		min	
#	Player	fg	fga	fg	fga	ft	fta	of	de	tot	pf	tp	a	to	blk	s	min				
12	McKnight, Eric	f	1	3	0	0	2	1	0	1	1	2	0	1	1	0	22				
20	Fielier, Chase	f	5	10	2	4	0	0	1	5	6	2	12	1	4	1	2	33			
00	Comer, Brett	g	1	5	0	0	2	2	0	4	4	4	7	9	0	3	31				
02	Thompson, Bernard	g	2	7	1	3	1	2	0	2	2	5	6	1	2	0	1	28			
25	Brown, Sherwood	g	7	13	0	2	0	2	2	4	6	3	14	0	2	0	1	38			
05	Varidel, Christophe		3	5	1	2	3	3	0	1	1	0	10	0	0	0	15				
15	Cvijeticanin, Filip		0	0	0	0	0	0	1	1	1	0	0	0	0	0	6				
23	Murray, Eddie		1	1	0	0	0	0	3	3	2	2	1	1	1	1	18				
35	Graf, Dajuan		0	0	0	0	0	0	1	2	3	2	0	1	1	0	9				
TEAM		1 1																			
Totals		20 44		4 11		6 11		6 22 28		20 50		11 20		3 7		200					

TOTAL FG%	1st Half: 9-16 56.3%	2nd Half: 11-28 39.3%	Game: 45.5%	DEADBALL
3-Pt. FG%	1st Half: 3-4 75.0%	2nd Half: 1-7 14.3%	Game: 36.4%	REBOUNDS
FThrow %	1st Half: 5-7 71.4%	2nd Half: 1-4 25.0%	Game: 54.5%	3

Florida		tot-fg		3-pt		ft		rebounds		pf		tp		a		blk		s		min	
#	Player	fg	fga	fg	fga	ft	fta	of	de	tot	pf	tp	a	to	blk	s	min				
33	Murphy, Erik	f	2	7	0	1	0	3	3	4	2	4	1	2	1	1	24				
04	Young, Patric	c	2	7	0	0	3	2	5	1	4	2	2	0	3	27					
01	Boynton, Kenny	g	2	6	0	3	3	4	1	3	4	1	7	2	1	0	28				
03	Rosario, Mike	g	6	14	2	5	1	2	1	4	5	1	15	1	1	0	32				
05	Wilbekin, Scottie	g	3	11	0	3	7	8	1	2	3	2	13	3	2	0	29				
15	Yeguede, Will		1	3	0	0	2	1	3	4	3	2	1	0	2	4	21				
20	Frazier, Michael		2	3	2	3	0	0	1	1	0	6	0	1	0	0	13				
24	Prather, Casey		4	6	0	0	3	4	1	3	4	1	11	2	1	0	1	26			
TEAM		2 3 5																			
Totals		22 57		4 15		14 23		15 20 35		11 62		12 10		3 11		200					

TOTAL FG%	1st Half: 11-32 34.4%	2nd Half: 11-25 44.0%	Game: 38.6%	DEADBALL
3-Pt. FG%	1st Half: 4-10 40.0%	2nd Half: 0-5 0.0%	Game: 26.7%	REBOUNDS
FThrow %	1st Half: 4-7 57.1%	2nd Half: 10-16 62.5%	Game: 60.9%	7

Technical fouls: Florida Gulf Coast-None. Florida-None.
Attendance: 40,639

Score by Periods	1st	2nd	Total
Florida Gulf Coast	26	24	50
Florida	30	32	62

(4) Michigan 79, (3) Florida 59

March 31, 2013 • Cowboys Stadium • Arlington, Texas • Regional Final

Michigan		tot-fg		3-pt		ft		rebounds		pf		tp		a		blk		s		min	
#	Player	fg	fga	fg	fga	ft	fta	of	de	tot	pf	tp	a	to	blk	s	min				
01	Robinson III, Glenn	f	3	7	0	1	0	0	1	1	2	4	6	0	1	2	1	34			
04	McGary, Mitch	f	5	8	0	0	1	2	2	7	9	4	11	0	1	2	5	25			
03	Burke, Trey	g	5	16	1	5	4	4	2	6	8	2	15	7	1	0	3	35			
10	Hardaway Jr, Tim	g	3	13	1	5	2	3	0	4	4	1	9	5	2	0	0	35			
11	Stauskas, Nik	g	7	8	6	6	2	3	0	0	0	0	22	3	2	0	0	31			
02	Albrecht, Spike		3	4	1	1	0	0	0	1	1	1	7	1	0	0	3	14			
05	Akune, Eso		0	1	0	0	0	0	0	0	0	0	0	0	0	0	0	2			
13	Vogrich, Matt		1	1	1	1	0	0	0	0	0	0	3	0	0	0	1	1			
15	Horford, Jon		3	3	0	0	0	1	1	3	4	3	6	0	1	0	0	8			
20	Bartelstein, Josh		0	1	0	0	0	0	0	0	0	0	0	0	0	0	0	2			
22	McLimans, Blake		0	0	0	0	0	0	0	0	0	0	0	0	0	0	0	2			
23	LeVert, Caris		0	1	0	0	0	0	0	1	1	0	0	1	1	1	0	2			
32	Person, Corey		0	1	0	0	0	0	0	0	0	0	0	0	0	0	0	2			
44	Bielefeldt, Max		0	0	0	0	0	0	0	0	0	0	0	0	0	0	0	1			
52	Morgan, Jordan		0	1	0	0	0	0	2	3	5	1	0	1	0	0	0	6			
TEAM		1 1																			
Totals		30 65		10 19		9 13		9 26 35		13 79		18 11		5 13		200					

TOTAL FG%	1st Half: 19-37 51.4%	2nd Half: 11-28 39.3%	Game: 46.2%	DEADBALL
3-Pt. FG%	1st Half: 7-11 63.6%	2nd Half: 3-8 37.5%	Game: 52.6%	REBOUNDS
FThrow %	1st Half: 2-3 66.7%	2nd Half: 7-10 70.0%	Game: 69.2%	3

Florida		tot-fg		3-pt		ft		rebounds		pf		tp		a		blk		s		min	
#	Player	fg	fga	fg	fga	ft	fta	of	de	tot	pf	tp	a	to	blk	s	min				
33	Murphy, Erik	f	0	11	0	2	0	0	4	4	8	1	0	2	3	2	0	22			
04	Young, Patric	c	4	8	0	0	0	1	1	6	7	2	8	0	1	1	0	25			
01	Boynton, Kenny	g	4	8	1	3	4	6	0	2	2	0	13	0	1	0	1	33			
03	Rosario, Mike	g	4	9	0	4	1	2	0	2	2	0	9	0	3	0	0	30			
05	Wilbekin, Scottie	g	1	6	0	0	2	2	0	3	3	5	4	7	4	0	4	27			
00	Kurtz, Jacob		0	0	0	0	0	0	1	1	2	0	0	1	0	0	0	1			
11	Ogbueze, Braxton		1	2	0	0	0	0	0	0	0	0	2	0	0	0	0	1			
12	Graham, Dillon		1	1	1	1	0	0	0	0	0	0	3	0	0	0	0	1			
15	Yeguede, Will		5	5	0	0	3	5	2	5	7	1	13	0	0	0	1	23			
20	Frazier, Michael		0	1	0	0	0	0	0	1	1	2	0	1	0	0	1	15			
24	Prather, Casey		3	5	0	0	1	1	1	2	2	0	7	2	3	0	0	21			
25	Walker, DeVon		0	0	0	0	0	0	0	0	0	0	0	0	0	0	0	1			
TEAM		2 2																			
Totals		23 56		2 10		11 17		9 27 36		11 59		13 15		3 7		200					

TOTAL FG%	1st Half: 12-29 41.4%	2nd Half: 11-27 40.7%	Game: 41.1%	DEADBALL
3-Pt. FG%	1st Half: 1-4 25.0%	2nd Half: 1-6 16.7%	Game: 20.0%	REBOUNDS
FThrow %	1st Half: 5-7 71.4%	2nd Half: 6-10 60.0%	Game: 64.7%	4

Technical fouls: Michigan-None. Florida-None.; Attendance: 36,585

Score by Periods	1st	2nd	Total
Michigan	47	32	79
Florida	30	29	59

(1) Florida 67, (16) Albany 55

March 20, 2014 • Amway Center • Orlando, Fla. • Second Round

Albany		tot-fg		3-pt		ft		rebounds		pf		tp		a		blk		s		min	
#	Player	fg	fga	fg	fga	ft	fta	of	de	tot	pf	tp	a	to	blk	s	min				
14	Rowley, Sam	f	1	8	0	0	1	2	3	3	6	2	3	4	2	0	0	29			
20	Johnson, Gary	f	6	10	1	1	0	0	2	1	3	2	13	0	2	1	0	37			
44	Puk, John	c	5	7	0	0	0	0	1	4	5	5	10	2	0	0	1	37			
03	Evans, DJ	g	6	12	2	5	7	8	0	7	7	3	21	0	3	0	1	38			
12	Hoooley, Peter	g	1	10	1	5	3	4	0	2	2	2	6	3	1	0	2	40			
05	Haas, Anders		0	1	0	1	0	0	0	0	0	0	0	0	0	0	0	0			
10	Rowley, Michael		0	0	0	0	0	0	0	0	0	0	0	0	0	0	0	3			
11	Devlin, Luke		1	2	0	0	0	0	0	3	3	0	2	0	0	1	0	10			
13	Williams, Reece		0	0	0	0	0	0	0	0	0	0	0	0	0	0	0	0			
15	Egharevba, Ede		0	0	0	0	0	0	0	0	0	0	0	0	0	0	0	0			
22	Wiegmann, Dave		0	0	0	0	0	0	0	0	0	0	0	0	0	0	0	0			
24	Ennema, Dallas		0	1	0	1	0	0	0	1	1	1	0	1	1	0	0	6			
TEAM		1																			
Totals		20 51		4 13		11 14		6 21 27													

NCAA TOURNAMENT BOX SCORES

(1) Florida 79, (4) UCLA 68

March 27, 2014 • FedExForum • Memphis, Tenn. • Regional Semifinals

UCLA		tot-fg		3-pt		ft		rebounds		pf		tp		a to blk		s min	
#	Player	fg	fga	fg	fga	ft	fta	of	de	tot	pf	tp	a	to	blk	s	min
02	Young, Michael	f	2	4	0	0	0	0	1	1	1	4	1	1	1	0	21
12	Wear, David	f	2	3	2	3	1	2	1	5	6	2	7	1	2	0	24
24	Wear, Travis	f	6	12	0	3	2	2	0	2	2	3	14	1	0	2	30
03	Adams, Jordan	g	7	15	1	5	2	3	2	2	4	3	17	2	0	1	28
04	Powell, Norman	g	3	8	0	1	2	2	1	2	3	4	8	1	1	0	31
05	Anderson, Kyle	g	4	11	0	1	3	3	2	7	9	3	11	5	3	0	31
14	LaVine, Zach	g	2	7	0	3	1	1	0	2	2	1	5	0	1	0	24
20	Alford, Bryce	g	1	5	0	2	0	0	0	0	0	0	2	2	0	0	21
22	Allen, Noah	g	0	0	0	0	0	1	0	0	0	0	0	0	0	0	1
23	Parker, Tony	g	2	3	0	0	0	1	1	2	3	3	4	0	1	1	10
TEAM								1		1							
Totals		27	64	3	18	11	15	8	22	30	19	68	12	8	4	8	200

TOTAL FG% 1st Half: 11-25 44.0% 2nd Half: 16-39 41.0% Game: 42.2% DEADBALL
 3-Pt. FG% 1st Half: 2-6 33.3% 2nd Half: 1-12 8.3% Game: 16.7% REBOUNDS
 FThrow % 1st Half: 6-8 75.0% 2nd Half: 5-7 71.4% Game: 73.3% 2

Florida		tot-fg		3-pt		ft		rebounds		pf		tp		a to blk		s min	
#	Player	fg	fga	fg	fga	ft	fta	of	de	tot	pf	tp	a	to	blk	s	min
15	Yeguete, Will	f	4	5	0	0	0	0	7	7	1	8	1	0	0	1	19
24	Prather, Casey	f	3	5	0	0	6	8	1	2	3	4	12	1	3	2	19
04	Young, Patric	c	2	4	0	0	0	1	1	2	3	4	4	0	2	0	20
05	Wilbekin, Scottie	g	5	13	2	8	1	1	0	1	1	0	13	3	0	1	35
20	Frazier, Michael	g	7	13	5	8	0	0	1	5	6	1	19	3	3	0	36
00	Hill, Kasey	g	2	4	0	0	2	2	1	5	6	2	6	10	2	0	28
10	Finney-Smith, Dorian	g	3	8	1	4	3	4	1	5	6	2	10	4	2	1	30
23	Walker, Chris	g	3	5	0	0	1	2	3	0	3	2	7	0	0	1	6
25	Walker, DeVon	g	0	1	0	1	0	0	0	0	0	0	0	0	1	0	7
TEAM								2		3		5					
Totals		29	58	8	21	13	18	10	30	40	15	79	22	12	5	4	200

TOTAL FG% 1st Half: 13-31 41.9% 2nd Half: 16-27 59.3% Game: 50.0% DEADBALL
 3-Pt. FG% 1st Half: 5-13 38.5% 2nd Half: 3-8 37.5% Game: 38.1% REBOUNDS
 FThrow % 1st Half: 5-9 55.6% 2nd Half: 8-9 88.9% Game: 72.2% 2,1

Technical fouls: UCLA-None. Florida-Prather, Casey.
 Attendance: 14,991

Score by Periods	1st	2nd	Total
UCLA	30	38	68
Florida	36	43	79

(1) Florida 62, (11) Dayton 52

March 29, 2014 • FedExForum • Memphis, Tenn. • Regional Final

Dayton		tot-fg		3-pt		ft		rebounds		pf		tp		a to blk		s min	
#	Player	fg	fga	fg	fga	ft	fta	of	de	tot	pf	tp	a	to	blk	s	min
05	Oliver, Devin	f	4	9	4	7	0	0	6	6	3	12	0	0	2	1	29
21	Pierre, Dyshawn	f	7	11	2	3	2	2	1	2	3	3	18	5	2	2	28
35	Kavanaugh, Matt	c	2	5	0	0	2	2	3	5	8	2	6	1	1	1	25
00	Price, Khari	g	0	2	0	2	0	0	1	1	4	0	0	1	0	0	16
24	Sibert, Jordan	g	0	3	0	2	0	0	0	0	0	1	0	1	0	0	30
03	Davis, Kyle	g	1	3	1	1	0	0	0	0	0	3	0	0	0	0	5
11	Smith, Scoochie	g	2	4	1	3	0	0	0	0	0	2	5	2	3	0	25
12	Robinson, Jalen	g	1	1	0	0	0	0	0	0	0	2	2	0	0	0	8
22	Pollard, Kendall	g	1	5	0	0	0	0	1	1	1	1	2	0	0	0	10
23	Vonderhaar, Brian	g	0	0	0	0	0	0	0	0	0	0	0	0	0	0	0+
40	Scott, Devon	g	0	0	0	0	0	0	1	1	1	1	0	1	1	0	7
43	Sanford, Vee	g	1	5	0	0	2	4	0	1	1	0	4	1	1	0	17
50	Wehrli, Bobby	g	0	0	0	0	0	0	0	0	0	0	0	0	0	0	0+
TEAM								1		4		5					
Totals		19	48	8	18	6	8	5	21	26	19	52	11	9	5	5	200

TOTAL FG% 1st Half: 8-26 30.8% 2nd Half: 11-22 50.0% Game: 39.6% DEADBALL
 3-Pt. FG% 1st Half: 4-10 40.0% 2nd Half: 4-8 50.0% Game: 44.4% REBOUNDS
 FThrow % 1st Half: 4-6 66.7% 2nd Half: 2-2 100% Game: 75.0% 1,1

Florida		tot-fg		3-pt		ft		rebounds		pf		tp		a to blk		s min		
#	Player	fg	fga	fg	fga	ft	fta	of	de	tot	pf	tp	a	to	blk	s	min	
15	Yeguete, Will	f	1	4	0	1	2	3	2	5	7	2	4	2	2	1	0	25
24	Prather, Casey	f	2	5	0	0	2	4	2	5	7	2	6	0	2	0	22	
04	Young, Patric	c	5	9	0	0	2	3	0	6	6	1	12	0	1	4	2	31
05	Wilbekin, Scottie	g	6	14	3	5	8	10	0	1	1	0	23	3	0	0	38	
20	Frazier, Michael	g	4	8	2	5	0	0	1	1	2	2	10	0	1	0	34	
00	Hill, Kasey	g	0	2	0	0	2	2	1	2	3	2	2	3	1	0	13	
10	Finney-Smith, Dorian	g	0	4	0	3	5	6	6	3	9	0	5	2	0	0	26	
23	Walker, Chris	g	0	0	0	0	0	0	0	0	0	1	0	0	0	0	2	
25	Walker, DeVon	g	0	2	0	1	0	0	0	2	2	0	0	0	0	0	8	
30	Kurtz, Jacob	g	0	0	0	0	0	0	0	0	0	0	0	0	0	0	1	
TEAM								1		2		2						
Totals		18	48	5	15	21	28	12	25	37	10	62	10	7	5	5	200	

TOTAL FG% 1st Half: 13-27 48.1% 2nd Half: 5-21 23.8% Game: 37.5% DEADBALL
 3-Pt. FG% 1st Half: 3-8 37.5% 2nd Half: 2-7 28.6% Game: 33.3% REBOUNDS
 FThrow % 1st Half: 9-11 81.8% 2nd Half: 12-17 70.6% Game: 75.0% 3

Technical fouls: Dayton-None. Florida-None.
 Attendance: 15,443

Score by Periods	1st	2nd	Total
Dayton	24	28	52
Florida	38	24	62

(7) Connecticut 63, (1) Florida 53

April 5, 2014 • AT&T Stadium • Arlington, Texas • Final Four

UConn		tot-fg		3-pt		ft		rebounds		pf		tp		a to blk		s min	
#	Player	fg	fga	fg	fga	ft	fta	of	de	tot	pf	tp	a	to	blk	s	min
00	Nolan, Phillip	f	0	1	0	0	1	2	0	1	1	4	1	0	1	0	15
02	Daniels, DeAndre	f	9	14	2	5	0	0	10	10	3	20	1	5	1	1	40-
05	Giffey, Niels	f	4	7	0	2	3	3	1	4	3	11	0	0	0	0	23
11	Boatright, Ryan	g	5	9	1	2	2	2	0	6	6	0	13	3	1	0	38
13	Napier, Shabazz	g	3	6	2	3	4	4	0	3	3	0	12	6	2	0	38
03	Samuel, Terrence	g	2	2	0	0	0	0	1	1	0	4	1	1	0	0	18
10	Olander, Tyler	g	0	1	0	0	0	0	0	0	0	2	0	0	0	0	5
20	Kromah, Lasan	g	0	1	0	0	0	0	0	0	0	0	0	0	1	0	11
35	Brimah, Amida	g	1	2	0	0	0	2	1	0	1	4	2	1	1	2	12
TEAM								1		2							
Totals		24	43	5	12	10	13	5	23	28	16	63	12	13	4	6	200

TOTAL FG% 1st Half: 10-21 47.6% 2nd Half: 14-22 63.6% Game: 55.8% DEADBALL
 3-Pt. FG% 1st Half: 4-7 57.1% 2nd Half: 1-5 20.0% Game: 41.7% REBOUNDS
 FThrow % 1st Half: 1-1 100% 2nd Half: 9-12 75.0% Game: 76.9% 2

Florida		tot-fg		3-pt		ft		rebounds		pf		tp		a to blk		s min	
#	Player	fg	fga	fg	fga	ft	fta	of	de	tot	pf	tp	a	to	blk	s	min
15	Yeguete, Will	f	0	2	0	1	2	2	1	2	3	2	2	0	0	0	23
24	Prather, Casey	f	6	10	0	0	3	5	4	2	6	1	15	1	2	0	30

SEC TOURNAMENT HISTORY

Tournament Appearances: 49 (41-45)
Championships: 4 (2005, 2006, 2007, 2014)
Runner-Up: 6 (1934, 1989, 1994, 2004, 2011, 2013)

1933 – Atlanta Athletic Club, Atlanta, Ga.
 February 26, 1933 – Kentucky 48, Florida 24

1934 – Atlanta Athletic Club, Atlanta, Ga.
 February 24, 1934 – Florida 38, Kentucky 32
 February 25, 1934 – Florida 24, Vanderbilt 23
 February 27, 1934 – Alabama 41, Florida 25 (championship)

1940 – Alumni Memorial Gymnasium, Knoxville, Tenn.
 February 29, 1940 – Tennessee 42, Florida 32

1941 – Jefferson County Armory, Louisville, Ky.
 February 28, 1941 – Florida 48, Vanderbilt 41
 March 1, 1941 – Tennessee 47, Florida 26 (semifinals)

1942 – Jefferson County Armory, Louisville, Ky.
 February 26, 1942 – Kentucky 42, Florida 36

1943-44 – Florida Did Not Participate

1945 – Jefferson County Armory, Louisville, Ky.
 February 28, 1945 – Kentucky 57, Florida 35

1946 – Jefferson County Armory, Louisville, Ky.
 March 1, 1946 – Kentucky 69, Florida 32

1947 – Jefferson County Armory, Louisville, Ky.
 February 28, 1947 – LSU 60, Florida 45

1948 – Jefferson County Armory, Louisville, Ky.
 March 4, 1948 – Kentucky 87, Florida 31

1949 – Jefferson County Armory, Louisville, Ky.
 March 3, 1949 – Kentucky 73, Florida 36

1950 – Jefferson County Armory, Louisville, Ky.
 March 2, 1950 – LSU 66, Florida 57

1951 – Jefferson County Armory, Louisville, Ky.
 March 1, 1951 – Tulane 66, Florida 62

1952 – Jefferson County Armory, Louisville, Ky.
 February 29, 1952 – Florida 66, Vanderbilt 63
 March 1, 1952 – LSU 77, Florida 69 (semifinals)

1953-78 – No Tournament Held

1979 – Birmingham Coliseum, Birmingham, Ala.
 February 28, 1979 – Alabama 81, Florida 64

1980 – Birmingham Coliseum, Birmingham, Ala.
 February 27, 1980 – Florida 72, Vanderbilt 71
 February 28, 1980 – LSU 95, Florida 82

1981 – Birmingham Coliseum, Birmingham, Ala.
 March 4, 1981 – Florida 50, Auburn 48 (OT)
 March 5, 1981 – LSU 85, Florida 73

1982 – Rupp Arena, Lexington, Ky.
 March 3, 1982 – Vanderbilt 47, Florida 46 (2 OT)

1983 – Birmingham Coliseum, Birmingham, Ala.
 March 7, 1983 – Tennessee 78, Florida 62

1984 – Memorial Gymnasium, Nashville, Tenn.
 March 8, 1984 – Tennessee 80, Florida 74 (OT)

1985 – Birmingham Coliseum, Birmingham, Ala.
 March 7, 1985 – Florida 58, Kentucky 55
 March 8, 1985 – Auburn 43, Florida 42 (semifinals)

1986 – Rupp Arena, Lexington, Ky.
 March 6, 1986 – LSU 72, Florida 66

1987 – The Omni in Atlanta, Ga.
 March 6, 1987 – LSU 72, Florida 66

1988 – LSU Assembly Center, Baton Rouge, La.
 March 11, 1988 – Florida 67, Tennessee 60
 March 12, 1988 – Georgia 72, Florida 70 (semifinals)

1989 – Thompson-Boling Arena, Knoxville, Tenn.
 March 10, 1989 – Florida 62, Georgia 61
 March 11, 1989 – Florida 76, Tennessee 71 (semifinals)
 March 12, 1989 – Alabama 72, Florida 60 (championship)

1990 – Orlando Arena, Orlando, Fla.
 March 8, 1990 – Vanderbilt 68, Florida 58

1991 – Memorial Gym in Nashville, Tenn.
 March 8, 1991 – Alabama 71, Florida 65

1992 – Birmingham-Jefferson Civic Center, Birmingham, Ala.
 March 13, 1992 – Alabama 62, Florida 60

1993 – Rupp Arena, Lexington, Ky.
 March 11, 1993 – Mississippi 67, Florida 62

1994 – The Pyramid, Memphis, Tenn.
 March 11, 1994 – Florida 84, South Carolina 57
 March 12, 1994 – Florida 68, Alabama 52 (semifinals)
 March 13, 1994 – Kentucky 73, Florida 60 (championship)

1995 – The Georgia Dome, Atlanta, Ga.
 March 9, 1995 – Florida 63, Mississippi 59
 March 10, 1995 – Florida 80, Mississippi State 64
 March 11, 1995 – Kentucky 86, Florida 72 (semifinals)

1996 – The Louisiana Superdome, New Orleans, La.
 March 7, 1996 – Florida 75, Ole Miss 62
 March 8, 1996 – Kentucky 100, Florida 76

1997 – The Pyramid, Memphis, Tenn.
 March 6, 1997 – Alabama 80, Florida 66

1998 – The Georgia Dome, Atlanta, Ga.
 March 5, 1998 – Florida 68, Auburn 64
 March 6, 1998 – South Carolina 71, Florida 60

1999 – The Georgia Dome, Atlanta, Ga.
 March 4, 1999 – Florida 97, LSU 75
 March 5, 1999 – Arkansas 75, Florida 74

2000 – The Georgia Dome, Atlanta, Ga.
 March 9, 2000 – Florida 89, Ole Miss 67
 March 10, 2000 – Auburn 78, Florida 70

2001 – Gaylord Entertainment Center, Nashville, Tenn.
 March 9, 2001 – Florida 69, Alabama 61
 March 10, 2001 – Ole Miss 74, Florida 69 (semifinals)

2002 – The Georgia Dome, Atlanta, Ga.
 March 7, 2002 – Florida 81, Auburn 63
 March 8, 2002 – Mississippi State 62, Florida 52

2003 – The Louisiana Superdome, New Orleans, La.
 March 14, 2003 – LSU 65, Florida 61

2004 – The Georgia Dome, Atlanta, Ga.
 March 12, 2004 – Florida 75, Alabama 73 (OT)
 March 13, 2004 – Florida 91, Vanderbilt 69 (semifinals)
 March 14, 2004 – Kentucky 89, Florida 73 (championship)

2005 – The Georgia Dome, Atlanta, Ga.
 March 11, 2005 – Florida 80, Mississippi State 64
 March 12, 2005 – Florida 68, Alabama 62 (semifinals)
 March 13, 2005 – Florida 70, Kentucky 53 (championship)

2006 – Gaylord Entertainment Center, Nashville, Tenn.
 March 10, 2006 – Florida 74, Arkansas 71
 March 11, 2006 – Florida 81, LSU 65 (semifinals)
 March 12, 2006 – Florida 49, South Carolina 47 (championship)

2007 – The Georgia Dome, Atlanta, Ga.
 March 11, 2007 – Florida 74, Georgia 57
 March 12, 2007 – Florida 80, Ole Miss 59 (semifinals)
 March 13, 2007 – Florida 77, Arkansas 56 (championship)

2008 – The Georgia Dome, Atlanta, Ga.
 March 13, 2008 – Alabama 80, Florida 69

2009 – St. Pete Times Forum, Tampa, Fla.
 March 12, 2009 – Florida 73, Arkansas 58
 March 13, 2009 – Auburn 68, Florida 65

2010 – Bridgestone Arena, Nashville, Tenn.
 March 11, 2010 – Florida 78, Auburn 69
 March 12, 2010 – Mississippi State 75, Florida 69

2011 – Georgia Dome, Atlanta, Ga.
 March 11, 2011 – Florida 85, Tennessee 74
 March 12, 2011 – Florida 77, Vanderbilt 66 (semifinals)
 March 13, 2011 – Kentucky 70, Florida 54 (championship)

2012 – New Orleans Arena, New Orleans, La.
 March 9, 2012 – Florida 66, Alabama 63
 March 10, 2012 – Kentucky 74, Florida 71 (semifinals)

2013 – Bridgestone Arena, Nashville, Tenn.
 March 15, 2013 – Florida 80, LSU 58
 March 16, 2013 – Florida 61, Alabama 51 (semifinals)
 March 17, 2013 – Ole Miss 66, Florida 63 (championship)

2014 – Georgia Dome, Atlanta, Ga.
 March 14, 2014 – Florida 72, Missouri 49
 March 15, 2014 – Florida 56, Tennessee 49 (semifinals)
 March 16, 2014 – Florida 61, Kentucky, 60 (championship)

Future SEC Tournament Dates and Sites

March 11-15, 2015 - Bridgestone Arena, Nashville, Tenn.
 March 9-13, 2016 - Bridgestone Arena, Nashville, Tenn.
 March 8-12, 2017 - Bridgestone Arena, Nashville, Tenn.
 March 7-11, 2018 - Scottrade Center, St. Louis, Mo.
 March 13-17, 2019 - Bridgestone Arena, Nashville, Tenn.
 March 11-15, 2020 - Bridgestone Arena, Nashville, Tenn.
 March 10-14, 2021 - Bridgestone Arena, Nashville, Tenn.
 March 9-13, 2022 - Tampa Bay Times Forum, Tampa, Fla.
 March 8-12, 2023 - Bridgestone Arena, Nashville, Tenn.
 March 13-17, 2024 - Bridgestone Arena, Nashville, Tenn.
 March 12-16, 2025 - Bridgestone Arena, Nashville, Tenn.

SEC TOURNAMENT RECORDS

Florida Individual (Game)

Points: 35, Anthony Roberson, March 12, 2004 vs. Vanderbilt
Rebounds: 17, David Lee, March 13, 2005 vs. Kentucky
Assists: 8, Eddie Shannon, March 4, 1999 vs. LSU; Eddie Shannon, March 5, 1998 vs. Auburn
Field Goals Made: 13, Kenyan Weaks, March 5, 1998 vs. Auburn
Field Goals Attempted: 23, Vernon Maxwell, March 6, 1986 vs. LSU
Free Throws Made: 11, Reggie Hannah, Feb. 28, 1980 vs. LSU
Free Throws Attempted: 14, Udonis Haslem, March 5, 1999 vs. Arkansas
3-Pt Made: 8, Greg Stolt, March 4, 1999 vs. LSU
3-Pt Attempted: 16, Anthony Roberson, March 12, 2004 vs. Alabama
Steals: 6, Taurean Green, March 11, 2006 vs. LSU
Turnovers: 8, Taurean Green, March 12, 2006 vs. South Carolina
Blocks: 7, Dwayne Schintzius, March 10, 1989 vs. Georgia
Minutes: 49, Ronnie Williams, March 3, 1982 vs. Vanderbilt
FG Pct (Min 5 Attempts): 1.000, (7-7) Udonis Haslem, March 7, 2002 vs. Auburn; (5-5), Greg Williams, March 10, 1995 vs. Mississippi State

Florida Individual (Tournament)

Games: 3, many players in 1989, '94, '95, 2004, '05, '06, '11, '13, '14
Points: 70, Livingston Chatman (3 games), 1989
Rebounds: 37, Dwayne Schintzius (3 games), 1989
Assists: 14, David Lee (3 games), 2004
Field Goals Made: 27, Livingston Chatman (3 games), 1989
Field Goals Attempted: 42, Livingston Chatman (3 games), 1989
3-Pt Made: 14, Anthony Roberson (3 games), 2004
3-Pt Attempted: 35, Anthony Roberson (3 games), 2004
Turnovers: 13, Taurean Green (3 games), 2006; Livingston Chatman (3 games), 1989
Steals: 10, Scottie Wilbekin (3 games), 2014
Blocks: 18, Dwayne Schintzius (3 games), 1989
FG Pct (Min 5 Attempts): .846 (11-of-13), Mark Giombetti (2 games), 1981

Florida Individual (Career)

Games: 13, Lee Humphrey and Chris Richard (2004-07)
Points: 153, Dametri Hill (11 games), 1993-96
Rebounds: 68, Al Horford (9 games), 2005-07; Dametri Hill (11 games), 1993-96
Assists: 31, Kenny Boynton (10 games), 2010-13; Eddie Shannon (7 games), 1996-99
Field Goals Made: 60, Dametri Hill (11 games), 1993-96
Field Goals Attempted: 117, Kenny Boynton (10 games), 2010-13
3-Pt Made: 24, Kenny Boynton (10 games), 2010-13
3-Pt Attempted: 67, Kenny Boynton (10 games), 2010-13
Steals: 19, Scottie Wilbekin (11 games), 2011-14
Blocks: 23, Dwayne Schintzius (6 games), 1987-89
Minutes: 313, Dan Cross (8 games), 1992-95
Pts Avg: 19.8, Ronnie Williams (5 games), 1981-84
Reb Avg: 9.5, Stacey Poole (4 games), 1990-93
FG Pct (Min 20 Attempts): .639 (23-36) Jason Anderson (7 games), 1993-96; (23-36) Dwayne Davis (6 games), 1988-91

Florida Team (Game)

Points: 97, March 4, 1999 vs. LSU
Rebounds: 48, March 13, 2005 vs. Kentucky
Assists: 22, March 13, 2011 vs. Kentucky
Field Goals Made: 33, 3x, last on March 9, 2000 vs. Ole Miss
Field Goals Attempted: 71, March 10, 2000 vs. Auburn
Free Throws Made: 26, March 12, 1988 vs. Georgia
Free Throws Attempted: 37, March 11, 2011 vs. Tennessee
3-Pt Made: 17, March 4, 1999 vs. LSU
3-Pt Attempted: 36, March 12, 2004 vs. Alabama; March 4, 1999 vs. LSU
Steals: 13, March 12, 1994 vs. Kentucky
Turnovers: 24, March 8, 1996 vs. Kentucky; Feb. 28, 1979 vs. Alabama
Blocks: 8, 3x, last on March 12, 1989 vs. Alabama
FG Pct: .647, (22-34), March 4, 1981 vs. Auburn
Worst FG Pct.: .313, (20-64), March 3, 2002 vs. Mississippi State

Florida Team (Tournament)

Games: 3, 1989, '94, '95, 2004, '05, '06, '07 '11, '13, '14
Points: 239 (3 games), 2004
Rebounds: 122 (3 games), 2005
Assists: 50 (3 games), 2011
Field Goals Made: 82 (3 games), 1994, 2004
Field Goals Attempted: 178 (3 games), 1994
3-Pt Made: 31 (3 games), 2004
3-Pt Attempted: 80 (3 games), 2004
Turnovers: 52 (3 games), 1994
Steals: 31 (3 games), 1994
Blocks: 22 (3 games), 1989
FG Pct: .588 (50-of-85) (2 games), 1981
Worst FG Pct: .348 (23-66) (1 game), 1993

Opponent Individual (Game)

Points: 30, Tony White, Tennessee, March 8, 1984
Rebounds: 20, John Williams, LSU, March 6, 1986
Assists: 9, Reggie King, Alabama, Feb. 28, 1979
Field Goals Made: 12, Chuck Person, Auburn, March 8, 1985; Tony White, Tennessee, March 8, 1984
Field Goals Attempted: 22, Tony White, Tennessee, March 8, 1984
Free Throws Made: 12, Willie Burton, Tennessee, March 8, 1984
Free Throws Attempted: 14, Willie Burton, Tennessee, March 8, 1984
3-Pt Made: 8, Mykal Riley, Alabama, March 13, 2008
3-Pt Attempted: 16, Earnest Shelton, Alabama, March 12, 2004
Turnovers: 8, Doc Robinson, Auburn, March 5, 1998
Steals: 7, Clarence Swearengen, Tennessee, March 11, 1988
Blocks: 5, Mark Pope, Kentucky, March 11, 1995; Jarrell Evans, Ole Miss, March 11, 1993
Minutes: 47, Phil Cox, Vanderbilt, March 3, 1982
FG Pct. (Min 5 Attempts): 1.000 (7-7) Robert Scott, Alabama, Feb. 28, 1979

Opponent Team (Game)

Points: 100, Kentucky, March 8, 1996
Rebounds: 50, Alabama, Feb. 28, 1979
Assists: 23, Kentucky, March 8, 1996
Field Goals Made: 39, LSU, Feb. 28, 1980
Field Goals Attempted: 71, Tennessee, March 11, 1989
Free Throws Made: 32, Auburn, March 10, 2000
Free Throws Attempted: 44, Auburn, March 10, 2000
3-Pt Made: 14, Alabama, March 6, 1997
3-Pt Attempted: 33, Vanderbilt, March 12, 2011
Turnovers: 24, Alabama, March 12, 1994
Steals: 13, Georgia, March 10, 1989; LSU, March 6, 1987
Blocks: 11, Kentucky, March 11, 1995
FG Pct: .609 (39-64), LSU, Feb. 28, 1980
Worst FG Pct: .300, (18-60), South Carolina, March 12, 2006

Career Leaders

Points:
 153, Dametri Hill (11 games), 1993-96
 135, Kenny Boynton (10 games), 2010-13
 121, Corey Brewer (9 games), 2005-07
 117, Anthony Roberson (7 games), 2003-05
 108, Matt Walsh (7 games), 2003-05
 105, Udonis Haslem (8 games), 1998-2002

Rebounds:

68, Al Horford (9 games), 2005-07
 68, Dametri Hill (11 games), 1993-96
 65, Patric Young (11 games), 2011-14
 63, David Lee (9 games), 2002-05
 62, Andrew DeClercq (8 games), 1992-95
 55, Dwayne Davis (6 games), 1988-91

Assists:

31, Scottie Wilbekin (11 games), 2011-14
 31, Kenny Boynton (10 games), 2010-13
 31, Eddie Shannon (7 games), 1996-99
 29, Taurean Green (9 games), 2005-07
 28, Greg Williams (9 games), 1994-97
 26, Erving Walker (9 games), 2009-12

REGULAR SEASON TOURNAMENTS

1951-52 – Gator Bowl Tournament in Jacksonville, Fla.

December 27, 1951 – Florida 73, Clemson 62
December 28, 1951 – Florida 62, Georgia 47
December 29, 1951 – Florida 61, Florida State 51*

1952-53 – Gator Bowl Tournament in Jacksonville, Fla.

December 29, 1952 – Florida 68, Georgia 60
December 30, 1952 – Florida 73, Georgia State Teachers 61*

1953-54 – Gator Bowl Tournament in Jacksonville, Fla.

December, 1953 – Georgia State Teachers 99, Florida 86
December, 1953 – Florida 63, Georgia Tech 59+

1954-55 – Gator Bowl Tournament in Jacksonville, Fla.

December, 1954 – Florida 82, Florida State 79
December, 1954 – Spring Hill 66, Florida 60*

1955-56 – All-American City Tournament in Owensboro, Ky.

December 18, 1955 – Florida 98, Pittsburgh 72
December 29, 1955 – Evansville 85, Florida 69
December 30, 1955 – Kentucky Wesleyan 73, Florida 65

1956-57 – Carrousel Tournament in Charlotte, N.C.

December 17, 1956 – Florida 97, Muhlenberg 90
December 18, 1956 – Wake Forest 90, Florida 53
December 19, 1956 – Florida 88, St. Joseph's 72

Gator Bowl Tournament in Jacksonville, Fla.

December 27, 1956 – South Carolina 77, Florida 71
December 28, 1956 – Florida 105, Clemson 71+

1957-58 – Gator Bowl Tournament in Jacksonville, Fla.

December 30, 1957 – Florida 76, Clemson 64
December 31, 1957 – Florida 76, Georgia 63*

1958-59 – Gator Bowl Tournament in Jacksonville, Fla.

December 29, 1958 – Ole Miss, 71, Florida 47
December 30, 1958 – Florida 58, Georgia 55+

1959-60 – Hurricane Classic in Miami, Fla.

December 28, 1959 – Xavier 86, Florida 74
December 29, 1959 – Brigham Young 74, Florida 65+

1960-61 – Gator Bowl Tournament in Jacksonville, Fla.

December 28, 1960 – Florida 82, Jacksonville 68
December 29, 1960 – Navy 69, Florida 62
December 30, 1960 – Florida 73, Georgia 58

1961-62 – Gator Bowl Tournament in Jacksonville, Fla.

December 28, 1961 – Florida 68, Navy 63
December 29, 1961 – Virginia Tech 78, Florida 69*

1962-63 – Gator Bowl Tournament in Jacksonville, Fla.

December 27, 1962 – Florida 66, Rice 57
December 28, 1962 – Georgia Tech 63, Florida 61*

1963-64 – Gator Bowl Tournament in Jacksonville, Fla.

December 26, 1963 – Florida 100, Manhattan 75
December 27, 1963 – Florida 74, Air Force 68*

1964-65 – Gator Bowl Tournament in Jacksonville, Fla.

December 29, 1964 – Florida 82, Wake Forest 65
December 30, 1964 – Florida 62, Texas 49*

1965-66 – Gator Bowl Tournament in Jacksonville, Fla.

December 29, 1965 – Florida 72, DePaul 64
December 30, 1965 – Penn State 54, Florida 52*

1966-67 – Gator Bowl Tournament in Jacksonville, Fla.

December 28, 1966 – Florida 78, Georgia 64
December 29, 1966 – Florida 92, Virginia Tech 73*

1967-68 – Gator Bowl Tournament in Jacksonville, Fla.

December 27, 1967 – St. Joseph's 89, Florida 69
December 28, 1967 – Mississippi State 66, Florida 65+

1968-69 – Gator Bowl Tournament in Jacksonville, Fla.

December 26, 1968 – Northwestern 76, Florida 72
December 27, 1968 – Florida 82, Georgia 77+

1969-70 – Sunshine Classic in Jacksonville, Fla.

December 1, 1969 – Morehead State 82, Florida 73
December 2, 1969 – Florida 68, East Tennessee 49+

Gator Bowl Tournament in Jacksonville, Fla.

December 29, 1969 – Florida 48, Virginia Tech 45
December 30, 1969 – Florida State 88, Florida 48*

1970-71 – Gator Bowl Tournament in Jacksonville, Fla.

December 28, 1970 – Georgia Tech 69, Florida 58
December 29, 1970 – Bradley 70, Florida 65+

1971-72 – Gator Bowl Tournament in Jacksonville, Fla.

December 28, 1971 – Florida 87, Columbia 47
December 29, 1971 – Illinois 76, Florida 75*

1972-73 – Gator Bowl Tournament in Jacksonville, Fla.

December 26, 1972 – Rutgers 81, Florida 79
December 27, 1972 – Miami of Ohio 88, Florida 72+

1973-74 – Gator Bowl Tournament in Jacksonville, Fla.

December 26, 1973 – Florida 74, Jacksonville 62
December 27, 1973 – Florida 77, Duke 60*

1974-75 – Rainbow Classic in Honolulu, Hawaii

December 27, 1974 – Indiana 98, Florida 84
December 28, 1974 – Penn 100, Florida 88
December 30, 1974 – San Jose State 83, Florida 80

1975-76 – Gator Bowl Tournament in Jacksonville, Fla.

December 26, 1975 – Florida 65, Jacksonville 64
December 27, 1975 – Wake Forest 78, Florida 75 (OT)*

1976-77 – Big Sun Tournament in St. Petersburg, Fla.

December 17, 1976 – Florida 70, South Florida 53
December 18, 1976 – Florida 84, Memphis State 83*

Gator Bowl Tournament in Jacksonville, FL

December 29, 1976 – Florida 99, Jacksonville 87
December 30, 1976 – Florida 101, Holy Cross 85*

1977-78 – Vermont Classic in Burlington, Vt.

December 22, 1977 – Florida 70, George Washington 63
December 22, 1977 – Florida 93, Vermont 67*

Gator Bowl Tournament in Jacksonville, Fla.

December 27, 1977 – Florida 88, Bonaventure 75
December 28, 1977 – Indiana 73, Florida 60*

1978-79 – Industrial National Classic in Providence, R.I.

December 15, 1978 – Florida 109, Fairfield 99 (OT)
December 16, 1978 – Florida 79, Providence 63*

Gator Bowl Tournament in Jacksonville, Fla.

December 26, 1978 – Florida 89, Massachusetts 65
December 27, 1978 – Jacksonville 60, Florida 59

1979-80 – Gator Bowl Tournament in Jacksonville, Fla.

December 26, 1979 – Florida 63, Iowa State 59
December 27, 1979 – Jacksonville 61, Florida 55*

1980-81 – Gator Bowl Tournament in Jacksonville, Fla.

December 26, 1980 – Florida 65, Jacksonville 59
December 27, 1980 – Purdue 95, Florida 87*

1981-82 – Florida Four Tournament in Jacksonville, Fla.

December 4, 1981 – South Florida 58, Florida 56
December 5, 1981 – Florida 84, Jacksonville 73+

Cabrillo Classic in San Diego, Calif.

December 29, 1981 – Temple 85, Florida 81
December 30, 1981 – Baylor 72, Florida 71+

1982-83 – Great Alaska Shootout in Anchorage, Alaska

November 26, 1982 – Louisville 80, Florida 63
November 27, 1982 – Florida 72, Alaska-Anchorage 52
November 28, 1982 – Illinois 68, Florida 55

Florida Four Tournament in Gainesville, Fla.

December 10, 1982 – Florida 104, Jacksonville 78
December 11, 1982 – South Florida 77, Florida 73*

Gator Bowl Tournament in Jacksonville, Fla.

December 28, 1982 – Florida 82, Penn State 60
December 29, 1982 – Florida 56, Jacksonville 47*

1983-84 – Sugar Bowl Classic in New Orleans, La.

December 28, 1983 – SW Louisiana 74, Florida 65
December 29, 1983 – Florida 65, Tulane 53+

1984-85 – Hoosier Classic in Indianapolis, Ind.

December 29, 1984 – Florida 87, Arizona State 73
December 30, 1984 – Indiana 80, Florida 63*

1985-86 – Rebel Roundup in Las Vegas, Nev.

December 21, 1985 – Iona 71, Florida 70
December 22, 1985 – San Diego State 63, Florida 62

1986-87 – Gator Bowl Tournament in Jacksonville, Fla.

December 19, 1986 – Florida 82, Virginia Tech 60
December 20, 1986 – Florida 82, Ohio State 72*

Rainbow Classic in Honolulu, Hawaii

December 27, 1986 – California 83, Florida 80
December 29, 1986 – Florida 115, Hawaii 83
December 30, 1986 – Ohio State 88, Florida 84

1987-88 – Preseason Big Apple NIT – Finals in New York, N.Y.

November 21, 1987 – Florida 82, Jacksonville 52
November 23, 1987 – Florida 80, Georgia Tech 69
November 27, 1987 – Florida 96, Iowa State 89
November 28, 1987 – Florida 70, Seton Hall 68*

Fiesta Bowl Classic in Tucson, Ariz.

December 29, 1987 – Duke 93, Florida 70
December 30, 1987 – Florida 83, Michigan State 59

1988-89 – Great Alaska Shootout in Anchorage, Alaska

November 25, 1988 – California 73, Florida 58
November 26, 1988 – Florida 83, Alaska-Anchorage 72
November 27, 1988 – Florida 77, Utah 68

ECAC Holiday Festival in New York, N.Y.

December 27, 1988 – Ohio State 93, Florida 68
December 29, 1988 – Florida 59, Fordham 52

1989-90 – Sugar Bowl Classic in New Orleans, La.

December 27, 1989 – Florida 69, New Orleans 64
December 28, 1989 – LaSalle 76, Florida 69

1990-91 – Carrier Classic in Syracuse, N.Y.

December 7, 1990 – UNC Charlotte 94, Florida 92
December 8, 1990 – Florida 92, Alaska-Anchorage 81

1991-92 – Red Lobster Classic in Orlando, Fla.

December 28, 1991 – Virginia Tech 79, Florida 57
December 30, 1991 – Brigham Young 79, Florida 73

1992-93 – The Milk Challenge in Orlando, Fla.

December 19, 1992 – Temple 67, Florida 60
December 20, 1992 – Florida 70, UNC Charlotte 69

Sun Carnival Classic in El Paso, Texas

December 28, 1992 – Purdue 67, Florida 63
December 29, 1992 – Florida 86, Austin Peay 62

1993-94 – Rainbow Classic in Honolulu, Hawaii

December 28, 1993 – Florida 74, Oklahoma State 69
December 29, 1993 – Louisville 83, Florida 68 (Semifinals)
December 30, 1993 – Florida 66, Evansville 63 (3rd Place Game)

1995-96 – Franklin Bank/Children's Charities Classic in Landover, Md.

December 2, 1995 – Florida 75, George Washington 66
December 3, 1995 – UMass 80, Florida 58*

All-College Tournament in Oklahoma City, Okla.

December 29, 1995 – Florida 71, Louisiana Tech 56
December 30, 1995 – Florida 76, Oklahoma 72 (OT)*

1996-97 – San Juan Shootout in Caguas, Puerto Rico

Nov. 29, 1996 – Creighton 74, Florida 73
Nov. 30, 1996 – Florida 93, Puerto Rico 63
Dec. 1, 1996 – Delaware 88, Florida 78

Fiesta Bowl Classic in Tucson, Ariz.

Dec. 28, 1996 – Pennsylvania 71, Florida 63
Dec. 30, 1996 – Florida 106, Robert Morris 69

1999-2000 – Maui Invitational in Maui, Hawaii

Nov. 22, 1999 – Florida 60, Utah State 58
Nov. 23, 1999 – Purdue 79, Florida 68
Nov. 24, 1999 – Florida 72, Georgetown 62+

2001-02 – IKON Coaches vs. Cancer Classic in New York, N.Y.

Nov. 8, 2001 – Florida 72, Temple 64
Nov. 9, 2001 – Arizona 75, Florida 71*

2002-03 – Owens Corning Preseason NIT

Nov. 19, 2002 – Florida 76, Louisiana Tech 55
Nov. 21, 2002 – Florida 99, Eastern Illinois 65
Nov. 27, 2002 – Stanford 69, Florida 65
Nov. 29, 2002 – Florida 83, Kansas 73+

2005-06 – Coaches vs. Cancer Classic

Nov. 9, 2005 – Florida 80, St. Peter's 51
Nov. 10, 2005 – Florida 83, Albany 64
Nov. 17, 2005 – Florida 77, Wake Forest 72
Nov. 18, 2005 – Florida 75, Syracuse 70*

2007-08 – Blue Ribbon Challenge

Nov. 9, 2007 – Florida 75, North Dakota State 65
Nov. 11, 2007 – Florida 93, Tennessee Tech 65
Nov. 14, 2007 – Florida 101, North Carolina Central 51
Nov. 17, 2007 – Florida 88, Rutgers 63*

2008-09 O'Reilly Auto Parts CBE Classic

Nov. 14, 2008 – Florida 80, Toledo 58
Nov. 16, 2008 – Florida 81, Bradley 58
Nov. 24, 2008 – Syracuse 89, Florida 83
Nov. 25, 2008 – Florida 86, Washington 84+

2009-10 Legends Classic

Nov. 18, 2009 – Florida 69, Georgia Southern 49
Nov. 20, 2009 – Florida 80, Troy 58
Nov. 27, 2009 – Florida 77, Michigan State 74
Nov. 28, 2009 – Florida 73, Rutgers 58*

+Consolation Game; *Championship Game

CAREER STATISTICS

	G-GS	FG-FGA	FG%	3PT-ATT	3PT%	FT-FTA	FT%	REB	AVG	PF-DQ	TP	AVG	A	TO	BS	ST	MIN
Aaron, Patrick	28-0	21-44	.477	3-7	.429	10-19	.526	30	1.1	17-0	55	1.9	11	10	0	8	158
Abukar, Mohamed	37-0	42-114	.368	23-78	.295	9-13	.692	72	1.9	34-0	116	3.1	26	29	13	8	474
Adamson, John	19-2	16-35	.457	-	-	10-19	.526	23	2.1	19-0	42	2.2	5	15	1	2	117
Agee, Robert	54	50-149	.336	-	-	45-57	.789	102	1.9	62-0	145	2.7	20	-	-	-	-
Aldridge, Mike	11-0	16-33	.485	-	-	1-2	.500	4	0.3	10-0	33	2.8	8	6	0	3	54
Al-Kaleem, Rashid	40-1	33-95	.347	23-71	.324	9-15	.600	30	0.8	38-0	98	2.5	18	13	1	6	343
Allen, Adam	37-0	52-108	.481	32-76	.421	8-13	.615	29	0.8	47-1	144	3.9	15	23	3	6	373
Anderson, Jason	114-18	221-541	.409	41-151	.272	147-247	.595	347	3.1	228-5	630	5.5	127	150	77	78	1776
Appleby, Ryan	23-1	6-18	.333	5-14	-	7-10	.700	12	0.5	11-0	24	1.0	27	22	2	5	183
Armstrong, Greg	47	37-126	.294	-	-	20-30	.667	39	0.8	41-0	94	2.0	60	16*	*	4*	447*
Bacon, Bob	5	0-3	.000	-	-	3-4	.750	1	0.2	3-0	3	0.6	-	-	-	-	-
Bales, Buddy	50	103-255	.404	-	-	57-79	.722	105	2.1	122-7	263	5.3	-	-	-	-	-
Barbee, Tom	41	174-372	.468	-	-	175-221	.792	294	7.2	111-3	523	12.8	-	-	-	-	-
Barnes, Ed	7	3*-8*	.375*	-	-	1*-4*	.250*	10*	1.4*	5-0*	7	1.0*	3*	3*	2*	0*	23*
Bates, Clayton	53-0	18-51	.353	14-41	.341	7-8	.875	18	0.3	8-0	57	1.1	11	9	0	2	167
Baxley, Tom	72	341-848	.402	-	-	218-289	.754	170	2.4	200-2*	900	12.5	-	-	-	-	-
Beal, Bradley	37-37	175-393	.445	63-186	.339	133-173	.769	249	6.7	76-0	546	14.8	83	79	31	51	1267
Bellamy, Jerry	46-6	54-103	.524	-	-	17-33	.515	117	2.5	103-2	125	2.7	22	53	20	15	593
Benefiel, Roger	23	7-39	.180	-	-	8-21	.381	28	1.2	16-0	22	0.9	-	-	-	-	-
Benton, Travis	11-0	3-15	.200	-	-	3-4	.750	3	0.3	4-0	9	0.8	2	6	0	2	50
Berry, Jack	29-0	7-18	.389	2-9	.222	1-4	.250	11	0.4	4-0	19	0.7	1	0	0	0	48
Bert, Harold	15	15-55	.273	-	-	12-21	.571	0	0.0	19-0	42	2.8	-	-	-	-	-
Billings, Jerry	10	2-16	.125	-	-	5-8	.625	18	1.8	8-0	9	0.9	-	-	-	-	-
Boe, Dan	71	156-344	.453	-	-	152-240	.633	485	6.8	226-19	464	6.5	74	-	-	-	-
Boggan, Mario	16-0	13-25	.520	0-0	-	10-25	.400	31	1.9	16-0	36	2.3	6	7	4	6	98
Bonner, Al	102	456*-889*	.513*	-	-	193*-243*	.794*	524*	5.1*	261-14*	1105	10.8*	118*	90*	2*	15*	2210*
Bonner, Matt	131-81	580-1154	.503	165-418	.395	245-334	.734	778	5.9	260-3	1570	12.0	158	176	64	94	3284
Boone, Don	6	0-5	.000	-	-	1-2	.500	2	0.3	3-0	1	0.2	-	-	-	-	-
Bostic, Don	74	108*-231*	.468*	-	-	142*-183*	.776*	107*	1.5*	188-12*	358	4.8*	94*	88*	1*	15*	1150*
Boynton, Kenny	145-142	666-1671	.399	333-978	.340	368-468	.786	348	2.4	172-1	2033	14.0	391	221	19	128	4673
Brendler, Chuck	23	44-108	.407	-	-	41-56	.732	116	5.0	26-0	129	5.6	-	-	-	-	-
Brewer, Corey	108-106	426-889	.479	99-278	.356	272-384	.708	469	4.3	242-6	1225	11.3	300	250	44	176	2949
Brewster, Larry	91-40*	247*-467*	.529*	-	-	180*-244*	.738*	330*	3.6*	198-8*	674	7.4*	39*	116*	35*	19*	1332*
Brodus, Neil	7-2	20-36	.556	-	-	7-13	.538	20	2.9	7-0	47	6.7	1	6	2	1	114
Brown, Craig	122-104	497-1136	.438	186-455	.409	239-312	.766	452	3.7	244-1	1419	11.6	305	243	23	158	3175
Brown, Doug	31-0*	65-158	.411	-	-	25-63	.397	180	5.8	106-3	155	5.0	38	2	-	-	-
Bryant, Aaron	2-0	0-1	.000	-	-	0-0	-	0	0.0	2-0	0	0.0	0	1	0	0	6
Calathes, Nick	72-71	380-836	.455	131-345	.380	279-390	.715	379	5.3	145-0	1170	16.6	452	223	9	126	2374
Caldwell, Norm "Bruno"	54	252-557	.452	-	-	174-205	.849	164	3.0	128-5	666	12.3	20	81*	-	59	472*
Capers, Chris	79-27	184-338	.544	0-0	-	63-90	.700	317	4.0	168-6	431	5.5	57	62	55	54	1503
Capko, Chris	10-0	0-1	.000	0-1	.000	1-3	.333	4	0.4	2-0	1	0.1	4	2	0	0	17
Carlton, Jermaine	26-0	49-106	.462	0-0	-	25-39	.641	52	2.0	44-0	123	4.7	6	21	15	8	267
Carter, B.J.	39-15	55-98	.561	17-32	.531	28-42	.667	34	0.9	45-0	155	4.0	73	54	0	35	593
Casares, Rick	40	212-578	.367	-	-	184-307	.599	457	11.4	107-5	635	15.9	-	-	-	-	-
Castineyra, Rollie	26-0	17-38	.447	4-10	.400	6-11	.545	11	0.4	4-0	44	1.7	5	6	1	0	76
Ceravolo, Darryl	11	7-18	.389	-	-	1-4	.250	2	0.2	12-0	15	1.4	12	-	-	-	-
Cesare, Malcolm	77-77*	400*-788*	.508*	-	-	184*-260*	.708*	477*	6.2*	269-21*	984	12.8*	177*	179*	57*	59*	2391*
Chaney, Allan	32-2	28-61	.459	1-5	.200	12-19	.632	49	2.1	34-1	69	4.0	10	19	4	12	226
Chatman, Livingston	101-85	508-1057	.481	0-11	.000	325-521	.624	630	6.2	271-4	1341	13.3	237	285	44	87	3109
Clark, Ed	9	2-12	.167	-	-	11-13	.846	10	1.1	6-0	15	1.7	-	-	-	-	-
Clarson, Ric	100-46*	252*-597*	.422*	-	-	156*-208*	.750*	204*	2.0*	231-10*	662	6.6*	176*	216*	9*	54*	1959*
Close, Don	29	31-68	.456	-	-	19-21	.905	67	2.3	23-0	81	2.8	9	19*	-	3	126*
Cody, Neil	31	12-48	.250	-	-	16-26	.615	32	1.0	36-1	42	1.4	-	-	-	-	-
Coe, Harry	6	1-4	.250	-	-	4-4	1.000	4	0.7	4-0	6	1.0	-	-	-	-	-
Colas, Bonell	110-17	171-330	.518	0-0	.000	108-150	.720	282	2.6	190-3	450	4.1	61	113	45	42	1357
Copeland, Teddy	49	134-419	.320	-	-	102-161	.634	329	6.7	138-6	370	7.6	-	-	-	-	-
Cornell, Henry	23	56-193	.290	-	-	65-105	.619	-	-	57	177	7.7	-	-	-	-	-
Corso, John	16-0	16-33	.485	-	-	3-14	.214	23	1.4	19-0	35	2.2	5	11	1	8	131
Cotton, Jimmy	58-25	116-247	.470	-	-	44-70	.629	75	1.3	96-2	268	4.8	60	81	4	15	906
Cox, Clifford	48	84-231	.364	-	-	46-64	.719	160	3.3	68-2	214	5.2	31	-	-	-	-
Coy, John	19-4*	0*-3*	.000*	-	-	5*-7*	.714*	4*	0.2*	14-0*	5	0.3*	10*	8*	0*	2*	66*
Crafton, Reed	18-0	5-15	.333	1-3	.333	4-4	1.000	6	0.4	3-0	15	0.8	7	5	0	3	40
Cristell, Greg	35-2	47-85	.553	0-0	-	16-36	.444	89	2.5	57-1	110	3.1	4	26	14	9	379
Cross, Dan	128-99	454-1005	.452	132-323	.409	411-525	.783	375	2.9	278-1	1451	11.3	367	255	17	198	3466
Cunkle, Curt	61	206-579	.356	-	-	192-296	.649	493	8.1	170-11	604	9.9	-	-	-	-	-
Currington, Jon	28-1	38-85	.447	-	-	7-14	.500	72	2.6	55-0	83	3.0	6	15	15	3	385
Davis, Adriel	6-0	2-5	.400	0-0	-	0-2	.000	4	0.7	1-0	4	0.7	1	3	3	0	11
Davis, Bob	2	0-3	.000	-	-	0-0	-	3	1.5	0-0	0	0.0	-	-	-	-	-
Davis, Dwayne	124-79	572-892	.641	0-2	.000	282-497	.567	921	7.4	330-11	1426	11.5	103	217	160	178	3432
Davis, Tony	1-0	0-1	.000	0-0	-	0-0	-	0	0.0	0-0	0	0.0	0	1	0	0	2
DeClercq, Andrew	128-128	502-946	.531	6-18	.333	299-451	.663	958	7.5	408-19	1309	10.2	137	303	176	147	3503
Delancy, Vernon	102-97	509-1010	.504	-	-	273-372	.734	373	3.7	316-17	1291	12.7	427	338	36	156	3322
Dickens, Hayes	19-0	14-35	.400	-	-	3-6	.500	12	0.7	7-0	31	1.8	7	2	2	1	122
Dickey, Doug	4	1-8	.125	-	-	1-1	1.000	7	1.8	5-0	3	0.4	-	-	-	-	-
Doss, Lew	31	122-382	.319	-	-	103-172	.599	335	10.8	102-4	347	11.2	-	-	-	-	-
Drejer, Christian	38-20	92-202	.455	28-74	.378	56-73	.767	124	3.3	82-1	268	7.1	123	64	6	28	867
Dryden, Frank	1	0-2	.000	-	-	0-2	.000	3	3.0	2-0	0	0.0	-	-	-	-	-
Dupay, Teddy	92-63	277-692	.400	188-496	.379	238-296	.804	162	1.8	156-2	980	10.8	253	157	3	116	2261
Duva, Tony	22	15-38	.395	-	-	13-21	.619	12	0.6	20-0	43	2.0	21	-	-	-	-
Dyrkolbotn, Svein	102-1	62-129	.480	0-0	-	43-68	.632	165	1.6	134-0	167	1.6	20	58	14	21	829
Edelson, Stephen	1-0	0-0	-	0-0	-	0-0	-	0	0.0	0-0	0	0.0	0	0	0	0	2
Edwards, Terry	11-0	1-1	1.000	0-0	-	7-9	.778	2	0.2	6-0	9	0.8	0	2	0	0	20
Eggleston, John	6	3-15	.200	-	-	9-12	.750	13	2.1	12-0	15	2.5	-	-	-	-	-
Emrick, Bob	91	512-1324	.387	-	-	514-673	.764	869	9.6	258-6*	1535	16.9	-	-	-	-	-
Etheridge, Frank	23	88-223	.395	-	-												

CAREER STATISTICS

	G-GS	FG-FGA	FG%	3PT-ATT	3PT%	FT-FTA	FT%	REB	AVG	PF-DQ	TP	AVG	A	TO	BS	ST	MIN
Findley, Earl	52	262-639	.410	-	-	64-109	.587	414	8.0	155-5	588	11.3	43	-	-	-	-
Fletcher, Tim	66	111-270	.411	-	-	74-104	.712	95	1.4	160-2	294	4.5	138	48*	-	18	178*
Fotiou, Nick	20	27-74	.365	-	-	5-14	.357	49	2.5	24-0	59	3.0	14	-	-	-	-
Fox, Newell	15	8-20	.400	-	-	4-8	.500	7	0.5	5-0	20	1.3	-	-	-	-	-
Fricke, Hudson	15-0	0-2	.000	0-1	.000	4-4	1.000	2	0.2	2-0	4	0.2	2	1	0	0	-
Friedman, Stan	14	24-82	.293	-	-	19-32	.594	47	3.4	28-2	67	4.8	-	-	-	-	-
Fritz, Chuck	49-7*	48*-121*	.397*	-	-	25*-44*	.568	47*	1.0*	52-0*	121	2.5*	44*	41*	0*	25*	553*
Gangi, Larry	4	1-7	.143	-	-	0-1	.000	7	1.8	3-0	2	0.5	-	-	-	-	-
Garcia, Renaldo	88-79	275-650	.423	82-268	.306	200-287	.697	174	1.9	243-15	832	9.5	228	222	11	71	2500
Giombetti, Mark	82-48	317-665	.477	-	-	64-91	.703	198	2.4	136-1	689	8.5	146	108	5	69	2396
Glasper, Richard	50-50*	262*-513*	.511*	-	-	107*-168*	.637	128*	2.6*	164-7*	632	12.6*	215*	154*	6*	81*	1668*
Graham, Dennis	11-0	2-6	.333	-	-	2-2	1.000	2	0.2	7-0	6	0.6	6	5	0	2	36
Grandholm, Jim	26-7	29-71	.408	-	-	36-51	.706	79	3.0	52-1	204	6.9	16	25	7	10	375
Green, Taurean	111-79	317-791	.401	186-478	.389	350-409	.856	238	2.1	174-0	1170	10.5	400	282	7	124	3201
Greene, Orien	62-32	98-244	.402	33-118	.280	35-50	.700	160	2.6	155-4	264	4.3	174	101	19	99	1326
Greiner, Augie	50	107-308	.347	-	-	92-134	.687	89	1.8	80-1*	306	6.1	-	-	-	-	-
Gresham, Darryl	29-24	147-328	.448	-	-	52-64	.813	83	2.9	85-6	346	11.9	53	54	9	41	860
Griffin, Charles	34-11	80-173	.462	-	-	33-46	.717	69	2.0	70-1	193	5.7	29	48	1	13	648
Griffiths, John	69-0	17-35	.486	0-0	-	14-21	.667	64	0.9	59-0	48	0.7	4	13	25	4	351
Grimsley, Hosie	115-70	246-548	.449	17-66	.258	114-202	.564	302	2.6	186-1	623	5.4	230	195	18	122	2666
Gurley, Bill	1-0	0-1	.000	0-0	-	0-0	-	0	0.0	0-0	0	0.0	0	0	0	0	1
Haimovitch, Seth	18-0	2-6	.333	2-6	.333	0-0	-	0	0.0	1-0	6	0.3	2	1	0	1	31
Halton, LaDarius	91-17	126-329	.383	54-170	.318	73-103	.709	127	1.4	112-0	379	4.2	90	94	11	60	1223
Hamilton, Harry	97	476*	-	-	-	150*	-	128*	5.8	0-0*	1102	11.4	-	-	-	-	-
Hamilton, Justin	113-81	299-611	.489	78-236	.331	102-138	.739	294	2.6	203-0	778	6.9	309	149	33	164	2827
Hammack, Mal	4	1-3	.333	-	-	1-2	.500	2	0.5	2-0	3	0.8	-	-	-	-	-
Hampton, Theo	6	1-9	.111	-	-	1-3	.333	12	2.0	5-0	3	0.5	-	-	-	-	-
Hannah, Reggie	76-67	405-742	.546	-	-	304-444	.685	675	8.9	257-14	1114	14.7	48	228	67	62	2434
Harden, Rob	27-23	99-224	.442	-	-	56-67	.836	43	1.6	65-0	254	9.4	77	67	0	38	812
Harris, Wade	22-0	7-18	.389	-	-	16-18	.889	6	0.3	13-0	30	1.4	5	15	0	8	136
Harvey, Donnell	37-9	144-284	.507	0-1	.000	86-141	.610	258	7.0	101-3	374	10.1	37	60	31	27	746
Haskins, Harold	22	43-168	.256	-	-	38-50	.760	55	2.5	50-2	124	5.6	-	-	-	-	-
Haslem, Udonis	130-125	633-1084	.584	0-3	.000	515-773	.666	831	6.4	409-12	1781	13.7	139	304	120	107	3236
Henderson, Brooks	66	332-733	.453	-	-	337-406	.830	365	5.5	221-8*	1001	15.2	-	-	-	-	-
Henderson, Jerry	66	207-537	.385	-	-	134-186	.720	446	6.8	151-3*	546	8.3	-	-	-	-	-
Highley, Mont	44	130-251	.518	-	-	112-171	.655	334	7.6	105-0*	372	8.5	-	-	-	-	-
Highley, Skip	76	226-548	.412	-	-	123-186	.661	219	2.9	139-1*	575	7.6	-	-	-	-	-
Hill, Dametri	110-94	522-1033	.505	21-69	.304	311-465	.669	580	5.3	266-7	1376	12.5	79	246	37	73	2771
Hitchins, George	40	106-372	.285	-	-	50-74	.676	211	5.3	80-2	262	6.6	-	-	-	-	-
Hoban, Dick	57	238-672	.354	-	-	176-281	.626	460	8.1	191-11	647	11.4	-	-	-	-	-
Hobbs, Joe	68	545-1293	.422	-	-	241-286	.843	270	4.0	203-6*	1331	19.6	-	-	-	-	-
Hodge, Watler	151-83	387-824	.468	176-448	.393	124-172	.721	218	1.4	380-3	1074	7.1	293	184	5	153	3587
Hodges, Henry	21	9-29	.310	-	-	13-22	.591	25	1.2	8-0	31	1.5	-	-	-	-	-
Hoffman, Bob	65	126-251	.502	-	-	64-92	.696	265	4.1	108-1*	316	4.9	-	-	-	-	-
Hoffman, Jay	1	0-1	.000	-	-	0-0	-	1	1.0	0-0	0	0.0	-	-	-	-	-
Hogan, Brian	122-17	143-384	.372	120-315	.381	83-104	.798	132	1.1	146-2	489	4.0	85	125	1	67	1520
Hoover, Jerry	75	274-561	.488	-	-	141-241	.585	205	2.7	152-3	689	9.2	305	-	-	-	-
Horford, Al	109-100	424-724	.586	0-4	.000	275-441	.624	864	7.9	270-4	1123	10.3	187	174	189	94	2768
Horton, Jamaal	13-2	24-61	.393	19-47	.404	7-16	.438	15	1.2	15-1	74	5.7	12	16	0	13	163
Houston, Scooter	12	4-21	.190	-	-	2-6	.333	7	0.6	10-0	10	0.8	5	-	-	-	-
Huertas, David	35-1	31-82	.378	12-36	.333	13-17	.765	51	1.5	28-0	87	2.5	23	15	1	6	323
Humphrey, Lee	136-88	372-807	.461	288-649	.444	46-73	.630	184	1.4	149-1	1080	7.9	176	131	0	73	3367
Ingram, Cornelius	19-0	10-23	.435	3-11	.273	3-7	.429	10	0.5	15-0	26	1.4	9	9	0	3	108
Jackson, George	21-5	53-103	.515	-	-	11-25	.440	37	1.8	38-0	117	5.6	22	38	1	17	337
Jackson, Willie	21-5	22-63	.349	5-18	.278	11-20	.550	45	2.1	34-1	60	2.9	20	31	1	21	333
Jaycox, Ted	37	47-159	.296	-	-	40-59	.678	21	1.1	49-0	124	3.4	-	-	-	-	-
Jenkins, Wyndell	22-0	11-25	.440	1-3	.333	12-15	.800	8	0.4	10-0	35	1.6	9	11	2	6	108
Johnston, Edgar	17	14-40	.350	-	-	13-23	.565	1	1.0	17-0	41	2.4	-	-	-	-	-
Jones, Melvin	35-5	75-138	.543	0-0	-	37-58	.638	121	3.5	30-0	187	5.3	18	20	4	20	467
Kadji, Kenny	42-1	65-136	.445	0-1	.000	26-51	.510	99	2.3	56-0	156	3.7	4	33	27	7	-
Keller, Gary	76	416-877	.474	-	-	272-452	.602	855	11.3	239-2*	1104	14.5	-	-	-	-	-
Kelley, Hal	12	12-23	.522	-	-	3-4	.750	10	0.8	14-0	27	2.3	3	-	-	-	-
Kelly, Jeff	2-0	0-2	.000	-	-	2-2	1.000	2	1.0	1-0	2	1.0	0	0	0	0	5
Kerr, Mike	34-5	47-89	.528	0-5	.000	12-43	.279	89	2.6	53-1	106	3.1	2	21	9	10	358
King, Dave	4-0	5-10	.500	-	-	0-2	.000	4	1.0	5-0	10	2.5	0	1	0	1	24
King, Ronnie	36-1	17-35	.486	0-4	.000	17-27	.630	30	0.8	17-0	51	1.4	5	7	1	8	162
Kinney, Erron	6-0	6-8	.750	0-0	-	3-4	.750	8	1.3	4-0	15	2.5	2	3	1	3	34
Kliewer, David	12-0	2-7	.286	0-2	-	0-0	-	5	0.4	2-0	4	0.3	5	0	0	1	39
Koss, Bill	48	54-126	.429	-	-	25-47	.532	112	2.3	60-1*	133	2.8	-	-	-	-	-
Kuisma, Martti	113-16	187-460	.407	76-221	.344	58-94	.617	244	2.2	207-6	508	4.5	43	110	19	32	1619
Lalich, Todd	7	17-55	.309	-	-	11-18	.611	29	4.1	17-0	45	6.4	14	-	-	-	-
Lawrence, Joe	126-88	449-951	.472	64-127	.504	109-138	.790	326	2.6	183-0	911	7.2	236	100	3	53	3010
Lawrence, Pat	126-44	217-483	.449	55-126	.437	74-95	.779	313	2.5	145-1	563	4.5	141	93	6	70	1985
Leach, Bill	24	20-67	.299	-	-	17-29	.586	65	2.7	28-3	57	2.4	-	-	-	-	-
Leath, Randall	111-38	190-326	.583	-	-	103-165	.624	351	3.2	246-11	483	4.4	39	82	43	24	1716
Leatherwood, Mike	52	106-276	.384	-	-	58-87	.667	113	2.2	88-3	458	8.8	218	-	-	-	-
Lederman, Mike	100	400-815	.491	-	-	141-173	.815	170	1.7	230-11	941	9.4	250	202*	*	60*	1577*
Lee, Antrone	26-0	4-17	.235	2-11	.182	0-0	-	13	0.5	17-0	10	0.4	8	6	5	8	131
Lee, David	127-95	543-935	.581	0-6	.000	350-514	.681	869	6.8	281-5	1436	11.3	251	263	109	113	3171
Lee, James	13-0	2-12	.167	1-4	.250	3-9	.333	6	0.5	2-0	8	0.6	1	1	2	3	42
Leon, Francisco	22-2	19-43	.412	-	-	10-11	.909	61	2.8	43-2	48	2.2	13	13	2	2	230
Lett, Clifford	130-37	257-529	.486	53-150	.353	200-300	.667	200	1.5	201-3	767	5.9	227	150	9	103	2418
Lindsay, Bob	35	37-84	.440	-	-	29-40	.725	49	1.4	39-0	103	2.9	30	34*	*	1*	267*
Lukco, Ed	68	173-394	.439	-	-	71-98	.724	189	2.8	123-5	417	6.1	69	-	-	-	

CAREER STATISTICS

	G-GS	FG-FGA	FG%	3PT-ATT	3PT%	FT-FTA	FT%	REB	AVG	PF-DQ	TP	AVG	A	TO	BS	ST	MIN
Mahoney, Ed	26	27-86	.314	-	-	33-54	.611	42	1.6	26*	87	3.3	-	-	-	-	-
Manee, Harry	4	2-11	.181	-	-	2-7	.286	4	1.0	3-0	6	1.5	-	-	-	-	-
Markham, Tim	2-0	1-1	1.000	-	-	0-0	-	1	0.5	1-0	2	1.0	0	0	0	0	5
Matthews, Tony	19-6	12-20	.600	-	-	13-18	.722	13	0.7	24-1	37	2.2	26	28	1	9	182
Maxwell, Vernon#	63-47	425-932	.456	-	-	196-282	.695	219	3.5	148-2	1046	16.6	121	138	15	76	1894
McClanahan, Kyle	33-0	5-11	.455	1-4	.250	7-12	.583	11	0.3	7-0	18	0.5	4	7	1	4	117
McClary, Kenny	102-52	162-339	.478	0-0	-	60-130	.462	360	3.5	256-15	384	3.7	70	102	43	53	1577
McCraney, Ken	55-1	47-93	.505	-	-	31-51	.608	50	0.9	76-0	118	2.2	16	45	2	12	396
McDaniel, Maurice	26-19	95-199	.477	-	-	48-63	.762	123	4.7	76-4	204	10.7	17	44	24	20	645
McDowell, Eugene	117-116	642-1075	.597	-	-	281-506	.555	1063	9.1	260-7	1565	13.4	225	242	148	85	4100
McElroy, Gary	76	232-582	.399	-	-	125-197	.635	441	5.8	270-21*	589	7.8	32	-	-	-	-
McFarland, Mike	31-2	15-49	.306	9-33	.273	4-6	.667	23	0.7	17-0	43	1.4	15	19	0	7	208
McGinnis, Mike	30	60-141	.426	-	-	26-35	.743	87	2.9	39-0	146	4.9	39	-	-	-	-
McKinnon, Kelly	30-1	23-68	.338	8-24	.333	13-16	.813	14	0.5	23-0	67	2.2	11	17	0	1	207
Meeks, Malcolm	8-0	6-17	.353	-	-	0-1	.000	6	0.8	5-0	12	1.5	0	5	-	-	-
Meigs, Joe	13	4-10	.400	-	-	2-6	.333	12	0.9	10-0	10	0.8	-	-	-	-	-
Merchant, Lou	67	333-833	.400	-	-	112-150	.747	210	3.1	124-3	779	11.6	-	-	-	-	-
Metzger, Joe	31	48-110	.436	-	-	23-39	.590	104	3.4	45-1	119	2.9	-	-	-	-	-
Meyers, Vachon	23	21-75	.280	-	-	9-15	.600	6	3.0	22-0	51	2.2	-	-	-	-	-
Mickens, Tony	53-9	43-142	.303	12-45	.267	17-35	.486	93	1.8	44-0	115	2.2	45	33	4	21	477
Miller, Dave	75	332-843	.394	-	-	149-221	.674	363	4.8	209-9*	813	10.8	52	-	-	-	-
Miller, Jeff	39	66-188	.351	-	-	19-35	.543	91	2.3	43-1	151	3.9	56	-	-	-	-
Miller, Julian	22	111-337	.329	-	-	94-124	.758	-	-	54	316	14.4	-	-	-	-	-
Miller, Mike	65-56	290-601	.483	78-226	.345	204-284	.718	389	6.0	112-1	862	13.3	149	140	22	81	1735
Miller, Tony	71	531-1212	.438	-	-	320-426	.751	230	3.2	197-4	1382	19.5	120	39*	-	-	-
Milligan, Mike	56-47	188-435	.432	-	-	91-149	.611	233	4.2	186-11	465	8.3	143	188	18	76	1710
Mitchell, Jonathan	65-1	61-129	.473	15-40	.375	13-23	.565	99	1.5	41-0	150	2.3	32	33	11	22	585
Mitchell, Thomas	4	2-3	.667	-	-	0-0	-	0	0.0	0-0	4	1.0	-	-	-	-	-
Montgomery, Ronnie	130-56	164-394	.416	20-56	.357	152-201	.756	293	2.3	157-1	500	3.8	503	198	19	138	2816
Moody, Bill	23	68-167	.407	-	-	18-29	.621	98	4.3	47-2	154	6.7	51	35*	-	-	-
Moore, Bruce	11	1-8	.125	-	-	4-8	.500	3	0.3	7-0	6	0.5	-	-	-	-	-
Moore, Jerry	52	106-238	.445	-	-	40-57	.702	123	2.4	83-1	252	4.9	77	54*	-	22	669*
Morrison, Carlos	48	156-343	.455	-	-	74-93	.796	273	5.7	96-2	384	8.0	-	-	-	-	-
Morten, Paul	73	172-349	.392	-	-	148-207	.715	312	4.3	204*	492	6.7	-	-	-	-	-
Moses, Mike	55-54	149-372	.401	-	-	124-180	.689	94	1.7	130-3	422	7.7	218	209	4	79	1751
Mosny, Paul	59	118-392	.301	-	-	88-127	.693	134	2.3	174-10	324	5.5	-	-	-	-	-
Moss, Adrian	123-24	179-360	.497	8-33	.242	96-153	.627	348	2.8	253-9	462	3.7	58	100	53	35	1682
Moten, Andrew	125-124	711-1572	.452	61-137	.445	447-605	.739	451	3.6	342-21	1930	15.4	411	273	6	165	3930
Murphy, Erik	136-67	397-773	.514	143-329	.435	115-152	.757	507	3.7	297-4	1052	7.7	95	139	85	58	2488
Nelson, Brett	129-77	477-1197	.398	274-689	.398	189-229	.825	262	2.0	289-3	1417	11.0	195	153	36	198	3302
Nichols, Bob	7	1-9	.111	-	-	6-8	.750	5	0.7	6-0	8	1.1	-	-	-	-	-
Nims, Bob	63	173-612	.283	-	-	145-206	.704	287	4.6	183-8	491	7.8	-	-	-	-	-
Nnaji, Obiora	56-6	71-139	.511	0-1	.000	50-74	.676	169	3.0	124-5	192	3.4	8	52	39	12	632
Noah, Joakim	108-78	408-667	.612	1-2	.500	310-453	.684	678	6.3	217-6	1124	10.4	184	191	183	95	2279
Nunez, Eddie	13-0	0-3	.000	0-1	.000	2-4	.500	11	0.8	8-0	2	0.2	6	3	1	4	51
O'Connor, Patrick	11-0	0-8	.000	0-4	.000	4-4	1.000	8	0.7	1-0	4	0.4	0	0	0	0	24
Ogbueze, Braxton	23-0	7-22	.318	1-5	.200	4-11	.364	13	0.6	7-0	19	0.8	7	10	0	4	107
Owens, Andy	76	550-1152	.477	-	-	345-426	.810	629	8.3	251-12	1445	19.0	57	-	-	-	-
Palmer, Nabe	48-31	72-167	.431	-	-	44-60	.733	66	1.4	84-3	189	3.9	64	78	6	30	1016
Parker, Major	125-50	199-481	.414	56-176	.318	125-217	.576	323	2.6	240-4	579	4.6	141	206	48	69	2178
Parsons, Chandler	142-81	527-1105	.476	153-454	.339	245-401	.601	859	6.1	282-2	1452	10.2	339	234	42	129	3964
Payne, Shane	9-0	0-5	.000	0-1	.000	0-0	-	1	0.2	0-0	0	0.0	0	0	0	2	11
Peek, Richard	22	68-151	.451	-	-	40-74	.541	165	7.5	46*-	176	8.0	-	-	-	-	-
Pennington, Jeff	10-0	9-25	.360	-	-	18-22	.818	10	1.0	9-0	94	3.6	2	6	0	4	75
Perry, Marty	22-0	8-24	.333	-	-	5-8	.625	7	0.3	20-0	21	1.0	20	21	0	9	148
Peterson, Robert	1	1-3	.333	-	-	0-0	.000	1	1.0	1-0	2	2.0	-	-	-	-	-
Pike, Charlie	56	190-567	.335	-	-	146-215	.679	154	2.8	99-1*	524	9.4	-	-	-	-	-
Pitchford, Walter	13-0	3-11	.273	0-3	.000	0-0	-	4	0.3	5-0	6	0.5	1	1	1	0	22
Poh, Ronnie	23	40-112	.357	-	-	28-46	.609	50	2.1	44-1	108	4.7	-	-	-	-	-
Poole, Stacey	116-104	730-1578	.462	0-15	.000	218-341	.639	688	5.9	301-13	1678	14.5	159	257	77	98	3361
Poore, Ed	48	47-105	.448	-	-	31-58	.534	100	0.8	49-0*	125	1.7	-	-	-	-	-
Porter, Steve	12-0*	4*-14*	.286*	-	-	10*-14*	.714	19*	1.6*	8-0*	18	1.3*	4*	4*	2*	0*	60*
Portillo, Cesar	4-0	4-8	.500	0-0	.000	0-1	.000	3	0.8	3-0	8	2.0	1	1	1	0	19
Powell, Brandon	23-0	11-18	.611	9-14	.643	5-10	.500	9	0.4	7-0	36	1.6	11	4	3	2	93
Powell, Sonny	86	311-948	.328	-	-	487-625	.779	268	3.1	321-25	1109	12.9	-	-	-	-	-
Prather, Casey	127-39	308-541	.569	10-32	.313	161-254	.634	376	3.0	199-4	787	6.2	109	149	46	81	2019
Purvis, Tom	41	171-405	.422	-	-	119-156	.763	243	5.9	139-8	461	11.2	70	-	-	-	-
Puschman, Tom	3	1-3	.333	-	-	1-2	.500	1	0.33	4-0	3	1.0	-	-	-	-	-
Rabhan, Walt	60	114-295	.386	-	-	46-76	.605	237	4.0	94-2	274	4.6	-	-	-	-	-
Ramirez, Mike	2-0	0-1	.000	0-1	.000	0-0	.000	0	0.0	0-0	0	0.0	0	1	0	0	3
Ramos, James	12-10	21-58	.362	1-4	.250	28-37	.757	27	2.3	21-1	71	5.9	27	32	1	14	268
Ramsy, Jeff	74	198-383	.517	-	-	195-262	.744	518	7.0	197-3*	591	8.0	-	-	-	-	-
Ratliffe, Willie	6	1-4	.250	-	-	3-6	.500	7	1.1	6-0	5	0.8	-	-	-	-	-
Reinhart, Joel	37-11	39-81	.481	15-30	.500	21-33	.636	91	2.5	65-2	114	3.1	17	28	5	23	494
Repass, Joe	7-0	4-6	.667	-	-	5-6	.833	4	0.6	3-0	13	1.9	0	5*	-	0	18*
Richard, Chris	141-4	286-428	.668	0-0	-	125-198	.631	445	3.2	307-4	697	4.9	47	138	59	48	2203
Roberson, Anthony	95-74	514-1,158	.444	267-665	.402	210-243	.864	235	2.5	163-2	1505	15.8	246	171	7	90	2732
Roberts, Roy	66	187-530	.353	-	-	114-176	.648	434	6.6	221-22	536	8.1	-	-	-	-	-
Rogers, Tony	53-7	88-208	.423	-	-	27-46	.587	75	1.4	67-1	203	3.8	54	71	6	16	755
Roher, Dick	5	0-5	.000	-	-	2-4	.500	5	1.0	3-0	2	0.4	-	-	-	-	-
Rollyson, Mike	67	131-324	.404	-	-	113-155	.729	183	2.7	104-2*	375	5.6	24	-	-	-	-
Rome, Roger	12	9-13	.692	-	-	5-12	.417	21	1.8	15-0	23	1.9	1	3*	-	2	48*
Rosario, Mike	67-36	234-529	.442	94-264	.356	93-115	.809	135	2.0	70-0	655	9.8	103	92	3	50	1509
Roseboro, Melvin	21-0	21-52	.407	-	-	14-27	.519	21	1.0	27-0	56	2.7	8	19	1	6	212
Roseboro, Quan	12-1	18-37	.486	-	-	5-6	.833	12	1.0	15-0							

CAREER STATISTICS

	G-GS	FG-FGA	FG%	3PT-ATT	3PT%	FT-FTA	FT%	REB	AVG	PF-DQ	TP	AVG	A	TO	BS	ST	MIN
Sanders, Len	47-23*	132*-276*	.478*	-	-	84*-118*	.712*	152*	3.2*	154-12*	348	7.4*	109*	117*	0*	26*	1200*
Saso, Mark	32-3	11-22	.500	-	-	8-10	.800	41	1.3	37-1	30	0.9	3	8	11	3	216
Schintzius, Dwayne	110-110	695-1407	.494	3-19	.158	231-317	.729	829	7.5	339-18	1624	14.8	253	283	272	64	3475
Schintzius, Travis	19-0	12-39	.308	0-6	.000	9-14	.643	28	1.5	19-1	33	1.7	3	13	0	4	146
Schulman, Harold	40	47-134	.351	-	-	20-39	.513	35	1.9	37-0	114	3.8	-	-	-	-	-
Scott, Larry	3	1-1	1.000	-	-	0-0	-	0	0.0	2-0	2	0.7	-	-	-	-	-
Seabury, Tony	5-0	0-1	.000	-	-	2-2	1.000	0	0.0	0-0	2	0.4	0	1	0	0	8
Shannon, Eddie	116-107	390-934	.418	118-377	.313	270-367	.736	333	2.9	320-7	1168	10.1	493	336	12	204	3676
Sheldon, Danny	43-4	38-82	.463	-	-	16-25	.640	33	0.8	35-0	92	2.1	22	13	0	10	345
Shellabarger, Curt	10-0	8-18	.444	-	-	2-8	.250	9	0.9	6-0	18	1.8	7	11	2	2	38
Sherwood, Bob	62	268-657	.408	-	-	173-280	.618	561	9.0	165-2	709	11.4	-	-	-	-	-
Shipman, Ray	68-1	85-181	.469	6-38	.158	47-68	.691	124	1.8	70-0	223	3.3	32	41	4	53	871
Shiver, Bob	68	333-848	.393	-	-	171-229	.747	417	6.1	135-0	842	12.4	-	-	-	-	-
Shy, Gene	104	639-1415	.452	-	-	295-387	.762	715	6.9	305-11	1573	15.1	154	202*	*	37*	2213*
Simpson, Tom	44	128-375	.341	-	-	72-106	.679	153	3.5	104-2	329	7.5	-	-	-	-	-
Sizemore, Ted	1-0	0-0	-	-	-	0-0	-	0	0.0	1-0	0	0.0	0	0	-	-	-
Smith, Charlie	46	62-158	.392	-	-	59-107	.551	98	2.1	81-5	171	3.7	-	-	-	-	-
Smith, Jerry	5-0	3-6	.500	-	-	0-2	.000	2	0.4	1-0	6	1.2	1	0	0	0	6
Smyth, Bob	68-23*	246*-473*	.520*	-	-	158*-247*	.640*	585*	8.6*	173-9*	770	11.9*	105*	135*	10*	33*	1749*
Sommese, Lanny	25	11-31	.355	-	-	11-17	.647	13	0.5	18-0	33	1.3	-	-	-	-	-
Speights, Marreese	69-36	273-431	.633	0-0	-	110-165	.667	376	5.4	120-1	656	9.5	36	79	64	23	1063
Spruel, Kendrick	41-0	54-136	.397	11-35	.314	21-38	.553	69	1.7	19-1	140	3.4	11	27	7	14	370
Stevenson, Andy	7	3-9	.333	-	-	1-2	.500	4	1.8	2-0	7	1.0	-	-	-	-	-
Stewart, Scott	112-53	196-463	.423	119-298	.399	121-146	.829	211	1.9	135-1	632	5.6	266	169	0	125	2206
Stokes, Elam	23	19-77	.247	-	-	32-42	.762	36	1.6	30-0	70	3.0	-	-	-	-	-
Stokes, Rod	1-0	0-1	.000	-	-	0-0	-	0	0.0	0-0	0	0.0	0	0	0	0	1
Stokes, Taylor	47	215-491	.438	-	-	76-109	.697	312	6.6	104-1	506	10.8	-	-	-	-	-
Stokley, Ron	38	67-164	.409	-	-	42-63	.667	87	2.3	36-0	176	4.6	-	-	-	-	-
Stolt, Greg	118-70	432-969	.446	243-578	.420	196-244	.803	510	4.3	264-6	1303	11.0	77	175	93	90	3045
Suthern, Frank	7	10-31	.323	-	-	10-16	.625	22	3.0	6-0	30	4.3	-	-	-	-	-
Strawbridge, Tim	28-26	63-155	.406	-	-	56-86	.651	118	4.2	83-3	180	6.4	42	61	7	31	828
Swanson, Brett	33-0	9-24	.375	4-16	.250	4-4	1.000	7	0.7	7-0	26	0.8	7	7	0	1	90
Taenzler, Hans	23	111-338	.328	-	-	81-107	.757	-	-	55	303	13.2	-	-	-	-	-
Talbot, Bill	1	0-2	.000	-	-	0-0	-	1	1.0	0-0	0	0.0	-	-	-	-	-
Tesher, Howie	2	1-1	1.000	-	-	0-0	-	1	0.5	2-0	2	1.0	-	-	-	-	-
Thompson, Brian	119-75	239-556	.430	3-21	.143	91-151	.603	442	3.7	165-1	572	4.8	129	43	25	28	2122
Thompson, Mark	61	99-204	.485	-	-	53-106	.500	184	3.0	110-6	251	4.1	73	28*	-	8	174*
Timinski, Mark	9-0	1-6	.167	0-4	.000	0-0	-	1	0.1	1-0	2	0.2	3	6	0	1	17
Tishman, Rod	7-0	1-4	.250	0-1	.000	2-2	1.000	1	.04	1-0	4	0.6	4	0	0	0	-
Tomlinson, Dick	72	351-714	.492	-	-	161-220	.732	529	7.3	238-2*	863	12.0	-	-	-	-	-
Touchberry, Burt	71	165-526	.314	-	-	149-214	.696	544	7.7	191-9*	479	6.7	-	-	-	-	-
Tringas, Johnny	60	51-152	.336	-	-	79-135	.585	66	1.1	107-3	181	3.0	-	-	-	-	-
Turner, Tim	73-1	25-59	.424	1-4	.250	11-23	.478	57	0.8	56-0	62	0.8	25	24	9	8	378
Tyler, Garrett	32-0	11-19	.579	3-7	.429	5-7	.714	17	0.5	3-0	321.0	0	5	0	4	63	-
Tym, Bill	2	0-2	.000	-	-	0-0	-	0	0.0	0-0	0	0.0	-	-	-	-	-
Tyus, Alex	142-106	560-1048	.534	6-16	.367	207-317	.635	771	5.5	221-0	1333	9.4	80	164	115	54	3271
Ulmer, Jerry	22-0	7-25	.280	0-0	-	8-13	.615	25	1.3	12-0	22	1.0	1	8	3	2	66
Van Ness, Ken	12	13-29	.448	-	-	7-12	.583	22	1.8	12-0	33	2.8	2	-	-	-	-
Van Noy, Bob	52-25	177-371	.423	-	-	55-84	.655	207	4.0	132-7	409	7.9	52	110	16	28	1197
Vargas, Eloy	9-0	0-10	.000	0-2	.000	5-9	.556	6	0.7	9-0	5	0.6	0	3	3	1	34
Vasquez, Richard	39	30-69	.435	-	-	23-40	.575	49	1.3	67-1	83	2.1	51	-	-	-	-
Vinal, Nelson	20	52-135	.385	-	-	17-20	.850	37	1.9	40-2	121	6.1	-	-	-	-	-
Visscher, David	27-0	11-26	.423	-	-	4-8	.500	14	0.5	9-0	26	1.0	12	13	0	11	159
Waddell, Gary	72	227-490	.463	-	-	119-155	.768	330	4.6	149-3	573	8.0	39	15*	-	-	-
Walk, Neal	77	572-1182	.484	-	-	456-619	.737	1181	15.3	247-16	1600	22.2	67	-	-	-	-
Walker, Erving	144-113	527-1345	.392	285-755	.377	438-550	.796	381	2.6	241-1	1777	12.3	547	302	1	159	4358
Walsh, Matt	92-90	406-894	.454	192-483	.398	297-373	.796	410	4.5	202-1	1301	14.1	272	259	27	125	2828
Watts, Chip	18-0	6-12	.500	-	-	0-2	.000	13	0.8	13-0	12	0.7	1	7	0	3	65
Weeks, Kenyan	115-65	459-923	.497	198-464	.427	118-150	.787	376	3.3	232-3	1234	10.7	170	207	47	163	2552
Weisenberg, Michael	5-0	2-5	.400	0-0	-	1-2	.500	2	0.4	0-0	5	1.0	0	0	0	0	9
Weller, Richard	42	68-250	.272	-	-	44-74	.595	64	3.4	108-4	179	4.3	-	-	-	-	-
Welsch, Boyd	64	192-406	.473	-	-	95-126	.754	204	3.2	123-5*	479	7.5	90	-	-	-	-
Werner, Dan	139-88	318-795	.400	124-407	.305	121-160	.756	594	4.3	311-7	873	6.3	268	193	37	136	3293
Wetherington, Red	42	191-565	.338	-	-	112-167	.671	279	6.6	116-7	494	11.8	-	-	-	-	-
White, Dean	2-0	1-3	.333	-	-	1-3	.333	0	0.0	1-0	3	1.5	0	0	-	-	-
Wilbekin, Scottie	143-64	320-769	.416	138-367	.376	175-246	.711	294	2.1	214-2	953	6.7	419	182	5	167	3467
Williams, Chip	76	518-1003	.516	-	-	210-290	.724	775	10.2	257-14	1246	16.4	124	150*	-	25	1186*
Williams, Dan	113-32	146-347	.421	79-191	.414	71-98	.724	185	1.6	125-4	442	3.9	154	117	5	67	2033
Williams, Greg	125-76	298-783	.381	118-364	.324	241-348	.693	252	2.0	254-3	955	7.6	423	276	29	121	3158
Williams, Jason	20-17	112-254	.441	54-134	.403	63-75	.840	59	3.0	30-0	341	17.1	134	87	4	53	635
Williams, LeRon	58-24	157-302	.520	2-9	.222	44-74	.595	198	3.4	127-5	360	6.2	12	55	43	16	852
Williams, Rodney	41-9	39-96	.406	-	-	22-31	.710	77	1.9	85-3	100	2.4	17	44	5	15	541
Williams, Ronnie	110-109	770-1317	.585	-	-	546-785	.696	954	8.7	372-19	2086	19.0	158	335	89	101	3935
Williams, Steve	74	241-586	.411	-	-	113-172	.657	382	5.2	174-4	595	8.0	248	94*	-	17	536*
Williams, Tony	1-0	0-0	-	0-0	-	0-0	-	0	0.0	0-0	0	0.0	0	1	0	0	2
Williams, Wayne	21	15-34	.441	-	-	4-11	.364	37	1.8	14-0	34	1.6	-	-	-	-	-
Winkler, Harry	59	105-265	.396	-	-	52-74	.703	97	1.6	68-1*	262	4.4	3	-	-	-	-
Wright, Brent	112-82	318-671	.474	62-151	.411	289-406	.712	577	5.2	317-13	987	8.8	168	245	45	125	2667
Wright, Gainus	6-0	0-3	.000	-	-	0-1	.000	1	0.2	3-0	0	0.0	0	0	0	0	12
Yeguet, Will	127-59	189-383	.493	5-25	.200	132-238	.555	626	4.9	232-1	515	4.1	110	124	28	117	2347
Young, Patric	150-107	536-929	.577	0-0	-	235-413	.569	849	5.7	358-8	1307	8.7	115	187	160	98	3644
Young, Tyrone	9-2	18-43	.419	-	-	16-29	.552	24	2.7	28-1	52	5.8	3	21	3	8	148
Zehner, Todd	5-0	1-2	.500	0-0	-	0-0	-	2	0.4	1-0	2	0.4	0	1	0	0	8
Zinn, Jim	63	215-625	.344	-	-	170-250	.680	826	12.7	205-5*	600	9.2	-	-	-	-	-

USUAL STARTING LINEUPS

1964-65

18-7, 11-5 SEC

F – Paul Morton, 4.5 ppg, 3.6 rpg
 F – Dick Tomlinson, 12.9 ppg, 7.1 rpg
 C – Gary Keller, 12.5 ppg, 9.9 rpg
 G – Brooks Henderson, 14.0 ppg, 4.5 rpg (Capt.)
 G – Tom Baxley, 8.0 ppg, 2.1 rpg
 Top Subs: Jeff Ramsey, 9.9 ppg, 7.8 rpg
 Bob Hoffmann, 4.2 ppg, 3.5 rpg
 Skip Highley, 3.8 ppg, 1.4 rpg

1965-66

16-10, 9-7 SEC

F – Gary Keller, 15.9 ppg, 12.5 rpg
 F – David Miller, 8.8 ppg, 4.6 rpg
 C – Jeff Ramsey, 8.7 ppg, 7.2 rpg
 G – Skip Highley, 7.3 ppg, 3.9 rpg
 G – Paul Morton, 9.0 ppg, 4.0 rpg (Capt.)
 Top Subs: Harry Winkler, 8.3 ppg, 2.3 rpg
 Gary McElroy, 6.1 ppg, 5.9 rpg

1966-67

21-4, 14-4 SEC

F – Gary Keller, 15.1 ppg, 11.3 rpg
 F – Gary McElroy, 8.4 ppg, 5.3 rpg
 C – Neal Walk, 11.5 ppg, 8.2 rpg
 G – Skip Highley, 11.5 ppg, 3.3 rpg (Capt.)
 G – David Miller, 13.8 ppg, 4.8 rpg
 Top Subs: Jeff Ramsey, 5.3 ppg, 5.7 rpg
 Boyd Welsch, 5.3 ppg, 3.1 rpg
 Mike Rollyson, 3.8 ppg, 1.6 rpg

1967-68

15-10, 11-7 SEC

F – Andy Owens, 14.2 ppg, 7.1 rpg
 F – Mike Rollyson, 8.1 ppg, 4.2 rpg
 C – Neal Walk, 26.5 ppg, 19.8 rpg
 C – Mike Leatherwood, 5.2 ppg, 2.4 rpg
 G – David Miller, 9.8 ppg, 4.9 rpg (Capt.)
 Top Sub: Gary McElroy, 8.8 ppg, 6.2 rpg

1968-69

18-9, 12-6 SEC

F – Andy Owens, 15.8 ppg, 8.5 rpg
 F – Boyd Welsch, 12.6 ppg, 4.6 rpg
 C – Neal Walk, 24.0 ppg, 17.8 rpg (Capt.)
 G – Ed Lukco, 9.7 ppg, 4.0 rpg
 G – Mike Leatherwood, 5.2 ppg, 2.0 rpg
 Top Sub: Mike McGinnis, 6.5 ppg, 3.4 rpg

1969-70

9-17, 6-12 SEC

F – Dan Boe, 6.4 ppg, 7.1 rpg
 F – Andy Owens, 27.0 ppg, 9.1 rpg (Capt.)
 C – Earl Findley, 9.4 ppg, 6.4 rpg
 G – Jerry Hoover, 9.2 ppg, 2.6 rpg
 G – Ed Lukco, 5.1 ppg, 2.5 rpg
 Top Subs: Jeff Miller, 5.4 ppg, 3.0 rpg
 Cliff Cox, 6.3 ppg, 4.8 rpg

1970-71

11-15, 8-10 SEC

F – Tom Purvis, 13.8 ppg, 7.5 rpg
 F – Gary Waddell, 9.8 ppg, 6.2 rpg
 C – Earl Findley, 13.2 ppg, 9.5 rpg (Capt.)
 G – Jerry Hoover, 4.8 ppg, 3.7 rpg
 G – Tony Miller, 16.4 ppg, 2.6 rpg
 Top Subs: Robert Agee, 3.3 ppg, 1.7 rpg
 Dan Boe, 3.5 ppg, 2.3 rpg
 Cliff Cox, 4.8 ppg, 3.7 rpg

1971-72

10-15, 4-14 SEC

F – Dan Boe, 8.9 ppg, 10.2 rpg
 F – Steve Williams, 12.8 ppg, 6.4 rpg
 C – Gary Waddell, 9.5 ppg, 5.9 rpg
 G – Jerry Hoover, 19.7 ppg, 2.6 rpg (Capt.)
 G – Tony Miller, 26.7 ppg, 4.5 rpg
 Top Subs: Doug Brown, 5.9 ppg, 6.9 rpg
 Tim Fletcher, 7.3 ppg, 2.6 rpg
 Mark Thompson, 5.4 ppg, 3.6 rpg

1972-73

11-5, 7-11 SEC

F – Gene Shy, 10.8 ppg, 6.4 rpg
 F – Bob Smyth, 7.3 ppg, 7.1 rpg
 C – Chip Williams, 16.5 ppg, 12.1 rpg
 G – Tony Miller, 17.2 ppg, 3.0 rpg (Capt.)
 G – Steve Williams, 3.2 ppg, 3.0 rpg
 Top Subs: Mike Lederman, 5.6 ppg, 1.0 rpg
 Bill Moody, 6.7 ppg, 4.3 rpg
 Gary Waddell, 4.7 ppg, 1.8 rpg

1973-74

15-11, 9-9 SEC

F – Gene Shy, 17.8 ppg, 8.4 rpg
 F – Steve Williams, 8.0 ppg, 5.9 rpg (Capt.)
 C – Chip Williams, 20.6 ppg, 11.1 rpg
 G – Bruno Caldwell, 10.9 ppg, 2.5 rpg
 G – Mike Lederman, 7.4 ppg, 1.4 rpg
 Top Subs: Don Bostic, 3.2 ppg, 1.1 rpg
 Don Close, 3.6 ppg, 3.0 rpg
 Tim Fletcher, 2.9 ppg, 1.0 rpg (Capt.)
 Mark Thompson, 3.8 ppg, 2.2 rpg (Capt.)

1974-75

12-16, 8-10 SEC

F – Jerry Moore, 6.6 ppg, 3.2 rpg
 F – Gene Shy, 15.8 ppg, 7.3 rpg
 C – Chip Williams, 12.9 ppg, 7.8 rpg (Capt.)
 G – Don Bostic, 5.0 ppg, 2.1 rpg
 G – Bruno Caldwell, 13.6 ppg, 3.6 rpg
 Top Subs: Al Bonner, 4.9 ppg, 3.6 rpg
 Larry Brewster, 5.9 ppg, 3.3 rpg
 Mike Lederman, 11.5 ppg, 1.9 rpg

1975-76

12-14, 7-11 SEC

F – Malcolm Cesare, 8.3 ppg, 5.5 rpg
 F – Gene Shy, 16.0 ppg, 5.4 rpg (Capt.)
 C – Bob Smyth, 13.3 ppg, 12.7 rpg
 G – Mike Lederman, 12.6 ppg, 2.4 rpg (Capt.)
 G – Len Sanders, 6.4 ppg, 2.7 rpg
 Top Subs: Al Bonner, 11.9 ppg, 7.1 rpg
 Don Bostic, 4.2 ppg, 0.9 rpg
 Larry Brewster, 4.5 ppg, 2.2 rpg

1976-77

17-9, 10-8 SEC

F – Malcolm Cesare, 9.1 ppg, 4.7 rpg
 F – Bob Smyth, 15.1 ppg, 9.1 rpg (Capt.)
 C – Larry Brewster, 7.1 ppg, 4.4 rpg
 G – Richard Gasper, 11.9 ppg, 2.1 rpg
 G – Len Sanders, 8.3 ppg, 3.7 rpg (Capt.)
 Top Subs: Al Bonner, 15.0 ppg, 5.5 rpg
 Don Bostic, 5.3 ppg, 1.2 rpg (Capt.)
 Ric Clarson, 5.3 ppg, 1.9 rpg

1977-78

15-12, 8-10 SEC

F – Malcolm Cesare, 11.7 ppg, 6.7 rpg
 F – Reggie Hannah, 12.6 ppg, 9.2 rpg
 C – Larry Brewster, 11.1 ppg, 4.6 rpg (Capt.)
 G – Ric Clarson, 7.0 ppg, 2.6 rpg
 G – Richard Gasper, 12.9 ppg, 3.1 rpg (Capt.)
 Top Subs: Al Bonner, 12.4 ppg, 4.6 rpg (Capt.)
 Bob Van Noy, 5.4 ppg, 2.9 rpg

1978-79

8-19, 3-15 SEC

F – Malcolm Cesare, 16.9 ppg, 6.9 rpg (Capt.)
 F – Maurice McDaniel, 10.7 ppg, 4.7 rpg
 C – Reggie Hannah, 13.2 ppg, 8.6 rpg
 G – Ric Clarson, 11.0 ppg, 2.3 rpg (Capt.)
 G – Mark Giombetti, 6.6 ppg, 2.2 rpg
 Top Subs: Jerry Bellamy, 4.1 ppg, 3.7 rpg
 Mike Milligan, 7.1 ppg, 2.9 rpg

1979-80

7-21, 2-16 SEC

F – Mike Milligan, 10.2 ppg, 3.9 rpg
 F – Bob Van Noy, 10.3 ppg, 4.9 rpg
 C – Reggie Hannah, 17.0 ppg, 8.9 rpg
 G – Jimmy Cotton, 6.9 ppg, 1.9 rpg
 G – Mark Giombetti, 12.4 ppg, 2.6 rpg
 Top Sub: Jim Grandholm, 3.6 ppg, 3.0 rpg

1980-81

12-16, 5-13 SEC

F – Vernon Delancy, 17.8 ppg, 5.0 rpg
 F – Ronnie Williams, 19.4 ppg, 9.0 rpg
 C – Tim Strawbridge, 5.1 ppg, 4.0 rpg
 G – Mike Milligan, 6.4 ppg, 4.2 rpg
 G – Mike Moses, 9.1 ppg, 2.1 rpg
 Top Subs: Mark Giombetti, 6.4 ppg, 2.4 rpg (Capt.)
 Kenny McCraney, 2.6 ppg, 1.1 rpg (Capt.)

1981-82

(5-22, 2-16 SEC

F – Vernon Delancy, 10.3 ppg, 3.0 rpg
 F – Ronnie Williams, 21.3 ppg, 8.2 rpg
 C – Eugene McDowell, 9.9 ppg, 8.8 rpg
 G – Rob Harden, 9.4 ppg, 1.6 rpg
 G – Mike Moses, 6.1 ppg, 1.3 rpg
 Top Subs: Tony Rogers, 3.9 ppg, 1.5 rpg
 Rodney Williams, 2.8 ppg, 2.0 rpg (Capt.)

1982-83

13-18, 5-13 SEC

F – Vernon Delancy, 12.9 ppg, 2.9 rpg
 F – Ronnie Williams, 18.6 ppg, 8.8 rpg
 C – Eugene McDowell, 16.5 ppg, 8.5 rpg
 G – Charles Griffin, 6.2 ppg, 2.2 rpg
 G – Nabe Palmer, 5.3 ppg, 2.0 rpg
 Top Subs: George Jackson, 4.9 ppg, 2.2 rpg
 Randall Leath, 4.6 ppg, 2.0 rpg

1983-84

16-13, 11-7 SEC - NIT

F – Vernon Delancy, 8.9 ppg, 3.5 rpg (Capt.)
 F – Ronnie Williams, 16.6 ppg, 8.7 rpg (Capt.)
 C – Eugene McDowell, 12.4 ppg, 9.2 rpg
 G – Darryl Gresham, 11.9 ppg, 2.9 rpg
 G – Andrew Moten, 11.9 ppg, 3.1 rpg
 Top Subs: Joe Lawrence, 5.7 ppg, 1.8 rpg
 Randall Leath, 2.4 ppg, 2.1 rpg

1984-85

18-12, 9-9 SEC - NIT

F – Joe Lawrence, 4.1 ppg, 2.1 rpg
 F – Randall Leath, 6.0 ppg, 5.8 rpg
 C – Eugene McDowell, 14.2 ppg, 9.8 rpg (Capt.)
 G – Vernon Maxwell, 13.3 ppg, 2.4 rpg
 G – Andrew Moten, 16.6 ppg, 4.1 rpg
 Top Subs: Pat Lawrence, 2.5 ppg, 1.6 rpg
 Ronnie Montgomery, 2.7 ppg, 1.5 rpg
 Danny Sheldon, 3.0 ppg, 1.0 rpg

1985-86

19-14, 10-8 SEC - NIT Final Four

F – Joe Lawrence, 10.4 ppg, 3.4 rpg (Capt.)
 F – Kenny McClary, 5.6 ppg, 5.6 rpg
 G – Vernon Maxwell, 19.6 ppg, 4.5 rpg
 G – Ronnie Montgomery, 5.0 ppg, 2.3 rpg
 G – Andrew Moten, 16.9 ppg, 3.9 rpg (Capt.)
 Top Subs: Chris Capers, 3.7 ppg, 3.6 rpg
 Jon Currington, 3.0 ppg, 2.6 rpg
 Pat Lawrence, 3.5 ppg, 2.7 rpg

1986-87

21-10, 12-6 SEC - NCAA East Regional Semifinals*

F – Chris Capers, 8.3 ppg, 4.9 rpg
 F – Joe Lawrence, 8.3 ppg, 2.9 rpg (Capt.)
 C – Dwayne Schintzius, 10.9 ppg, 6.1 rpg
 G – Vernon Maxwell, 21.7 ppg, 3.7 rpg
 G – Andrew Moten, 16.0 ppg, 3.3 rpg (Capt.)
 Top Subs: Melven Jones, 6.0 ppg, 3.8 rpg
 Pat Lawrence, 4.1 ppg, 1.7 rpg
 Clifford Lett, 3.6 ppg, 1.2 rpg
 Kenny McClary, 4.7 ppg, 4.9 rpg
 Ronnie Montgomery, 1.5 ppg, 1.6 rpg
 *NCAA Tournament games vacated by NCAA

1987-88

22-11, 11-7 SEC - NCAA Second Round* SEC Champions

F – Livingston Chatman, 12.6 ppg, 6.4 rpg
 F – Pat Lawrence, 7.2 ppg, 3.7 rpg
 C – Dwayne Schintzius, 14.4 ppg, 6.5 rpg
 G – Ronnie Montgomery, 6.0 ppg, 5.6 rpg
 G – Vernon Maxwell, 20.2 ppg, 4.2 rpg
 Top Subs: Dwayne Davis, 6.3 ppg, 4.7 rpg
 Clifford Lett, 4.3 ppg, 1.8 rpg
 *NCAA Tournament games vacated by NCAA

USUAL STARTING LINEUPS

1988-89

21-13, 13-5 SEC - NCAA Tournament

F – Livingston Chatman, 16.1 ppg, 6.4 rpg
 F – Dwayne Davis, 13.3 ppg, 9.4 rpg
 C – Dwayne Schintzius, 18.0 ppg, 9.7 rpg
 G – Clifford Lett, 13.1 ppg, 4.2 rpg
 G – Renaldo Garcia, 8.1 ppg, 1.3 rpg
 Top Subs: Michael Kerr, 3.1 ppg, 2.6 rpg
 Brian Hogan, 2.9 ppg, 1.1 rpg
 Kelly McKinnon, 2.2 ppg, 0.5 rpg

1989-90

7-21, 3-15 SEC

F – Stacey Poole, 10.0 ppg, 4.3 rpg
 F – Hosie Grimsley, 5.9 ppg, 3.0 rpg
 C – Dwayne Davis, 12.3 ppg, 8.5 rpg
 G – Renaldo Garcia, 11.6 ppg, 2.4 rpg
 G – Scott Stewart, 5.3 ppg, 1.7 apg
 Top Subs: B.J. Carter, 5.8 ppg, 2.8 apg
 Brian Hogan, 3.8 ppg, 0.9 rpg
 Willie Jackson, 2.9 ppg, 2.1 rpg

1990-91

11-17, 7-11 SEC

F – Stacey Poole, 13.0 ppg, 5.5 rpg
 F – Hosie Grimsley, 3.9 ppg, 2.1 rpg or
 Craig Brown, 8.8 ppg, 3.0 rpg
 C – Dwayne Davis, 15.1 ppg, 7.4 rpg
 G – Scott Stewart, 4.0 ppg, 2.2 apg
 G – Renaldo Garcia, 8.9 ppg, 2.9 apg
 Top Subs: Brian Hogan, 4.8 ppg, 1.3 rpg
 Livingston Chatman, 10.7 ppg, 5.6 rpg
 Louis Rowe, 2.7 ppg, 1.7 rpg
 B.J. Carter, 2.7 ppg, 1.2 apg

1991-92

19-14, 9-7 SEC - NIT Final Four

F – Stacey Poole, 17.9, 7.3 rpg
 F – Hosie Grimsley, 6.0 ppg, 2.6 rpg
 C – Andrew DeClercq, 8.8 ppg, 6.2 rpg
 G – Craig Brown, 10.8 ppg, 3.3 rpg
 G – Dan Cross, 5.6 ppg, 2.0 apg
 Top Subs: Scott Stewart, 5.8 ppg, 2.5 apg
 Brian Hogan, 4.7 ppg, 1.0 rpg
 Louis Rowe, 3.9 ppg, 1.7 rpg
 Martti Kuisma, 2.7 ppg, 1.7 rpg

1992-93

16-12, 9-7 SEC - NIT

F – Stacey Poole, 16.4 ppg, 6.4 rpg
 F – Hosie Grimsley, 5.8 ppg, 2.8 rpg
 C – Andrew DeClercq, 10.5 ppg, 7.1 rpg
 G – Craig Brown, 10.9 ppg, 3.2 rpg
 G – Dan Cross, 5.2 ppg, 1.8 apg
 Top Subs: Martti Kuisma, 8.2 ppg, 3.4 rpg
 Scott Stewart, 7.3 ppg, 3.0 apg
 Jermaine Carlton, 4.7 ppg, 2.0 rpg

1993-94

29-8, 12-4 SEC - NCAA Final Four

F – Andrew DeClercq, 8.8 ppg, 7.9 rpg
 F – Brian Thompson, 5.5 ppg, 3.9 rpg
 C – Dametri Hill, 12.7 ppg, 4.9 rpg
 G – Craig Brown, 14.8 ppg, 4.9 rpg
 G – Dan Cross, 15.7 ppg, 3.9 apg
 Top Subs: Jason Anderson, 7.2 ppg, 3.8 rpg
 Martti Kuisma, 4.6 ppg, 2.4 rpg
 Greg Williams, 2.1 ppg, 1.1 apg

1994-95

17-13, 8-8 SEC - NCAA Tournament

F – Andrew DeClercq, 13.2 ppg, 8.8 rpg
 F – Brian Thompson, 4.4 ppg, 3.6 rpg
 C – Dametri Hill, 13.7 ppg, 5.9 rpg
 G – Dan Cross, 18.0 ppg, 3.5 apg
 G – Greg Williams, 8.4 ppg, 4.0 apg
 Top Subs: Jason Anderson, 5.9 ppg, 3.8 rpg
 LeRon Williams, 2.6 ppg, 2.1 rpg
 Tony Mickens, 2.4 ppg, 2.0 rpg
 Dan Williams, 2.2 ppg, 0.7 rpg

1995-96

12-16, 6-10 SEC

F – Brian Thompson, 7.0 ppg, 6.0 rpg
 F – LeRon Williams, 10.0 ppg, 4.8 rpg
 C – Dametri Hill, 17.6 ppg, 7.8 rpg
 G – Eddie Shannon, 8.6 ppg, 3.7 rpg
 G – Greg Williams, 10.3 ppg, 5.0 rpg
 Top Subs: Greg Stolt, 7.1 ppg, 3.1 rpg
 Dan Williams, 2.5 ppg, 1.3 rpg
 Kendrick Spruel, 2.0 ppg, 1.0 rpg

1996-97

13-15, 5-11 SEC

F – Greg Stolt, 13.9 ppg, 6.1 rpg
 C – Damen Maddox, 5.9 ppg, 3.9 rpg
 G – Eddie Shannon, 13.2 ppg, 4.2 apg
 G – Greg Williams, 11.3 ppg, 4.0 apg
 G – Dan Williams, 5.6 ppg, 2.7 rpg
 Top Subs: Kenyan Weaks, 9.3 ppg, 2.6 rpg
 Jason Anderson, 6.6 ppg, 3.4 rpg
 Kendrick Spruel, 5.6 ppg, 2.8 rpg
 Joel Reinhart, 3.8 ppg, 3.1 rpg
 Greg Cristell, 3.8 ppg, 3.2 rpg

1997-98

14-15, 6-10 SEC - NIT

F – Greg Stolt, 12.0 ppg, 4.6 rpg
 C – Damen Maddox, 6.1 ppg, 5.4 rpg
 G – Jason Williams, 17.1 ppg, 6.7 apg
 G – Eddie Shannon, 11.6 ppg, 4.2 apg
 G – Kenyan Weaks, 12.7 ppg, 4.8 rpg
 Top Subs: Brent Wright, 7.4 ppg, 4.3 rpg
 Major Parker, 5.3 ppg, 2.1 rpg
 Dan Williams, 4.9 ppg, 1.7 rpg
 Obiora Nnaji, 3.6 ppg, 3.5 rpg

1998-99

22-9, 10-6 SEC - NCAA West Regional Semifinals

F – Mike Miller, 12.2 ppg, 5.2 rpg
 F – Brent Wright, 8.2 ppg, 5.9 rpg
 C – Udonis Haslem, 10.5 ppg, 5.0 rpg
 G – Eddie Shannon, 6.7 ppg, 4.8 apg
 G – Kenyan Weaks, 11.3 ppg, 3.4 rpg
 Top Subs: Greg Stolt, 11.0 ppg, 3.3 rpg
 Teddy Dupay, 11.0 ppg, 2.8 apg
 Major Parker, 5.0 ppg, 3.1 rpg
 LaDarius Halton, 5.1 ppg, 1.2 rpg

1999-2000

29-8, 12-4 SEC - NCAA Tournament Finalists

SEC Champions
 F – Mike Miller, 14.1 ppg, 6.6 rpg
 F – Brent Wright, 8.3 ppg, 4.5 rpg
 C – Udonis Haslem, 11.8 ppg, 5.1 rpg
 G – Teddy Dupay, 8.6 ppg, 2.6 apg
 G – Kenyan Weaks, 10.0 ppg, 2.7 rpg
 Top Subs: Donnell Harvey, 10.1 ppg, 7.0 rpg
 Brett Nelson, 8.1 ppg, 3.0 apg
 Matt Bonner, 4.8 ppg, 3.2 rpg
 Justin Hamilton, 4.7 ppg, 1.7 rpg

2000-01

24-7, 12-4 SEC - NCAA Second Round

SEC Champions
 F – Major Parker, 5.1 ppg, 3.4 rpg
 F – Matt Bonner, 13.3 ppg, 7.7 rpg
 C – Udonis Haslem, 16.8 ppg, 7.5 rpg
 G – Brett Nelson, 15.3 ppg, 4.3 apg
 G – Teddy Dupay, 13.4 ppg, 2.3 rpg
 Top Subs: Brent Wright, 12.7 ppg, 6.2 rpg
 Justin Hamilton, 6.6 ppg, 1.8 rpg
 Orien Greene, 3.4 ppg, 2.4 rpg
 LaDarius Halton, 3.2 ppg, 1.5 rpg

2001-02

22-9, 10-6 SEC - NCAA Tournament

SEC East Champions
 F – Matt Bonner, 15.6 ppg, 7.2 rpg
 F – Orien Greene, 5.2 ppg, 2.8 rpg
 C – Udonis Haslem, 16.0 ppg, 8.3 rpg
 G – Brett Nelson, 14.6 ppg, 3.3 apg
 G – Justin Hamilton, 8.5 ppg, 3.8 apg
 Top Subs: David Lee, 7.0 ppg, 4.7 rpg
 James White, 6.1 ppg, 2.9 rpg
 LaDarius Halton, 4.2 ppg, 1.5 rpg
 Bonell Colas, 3.6 ppg, 2.4 rpg

2002-03

25-8, 12-4 SEC - NCAA Second Round

F – Matt Bonner, 15.2 ppg, 6.1 rpg
 F – Matt Walsh, 12.2 ppg, 4.7 rpg
 C – David Lee, 11.2 ppg, 6.8 rpg
 G – Anthony Roberson, 12.3 ppg, 2.8 rpg
 G – Justin Hamilton, 8.0 ppg, 3.6 apg
 Top Subs: Brett Nelson, 6.3 ppg, 2.1 apg
 Bonell Colas, 4.8 ppg, 2.7 rpg
 Christian Drejer, 3.6 ppg, 2.4 apg
 Adrian Moss, 2.5 ppg, 1.9 rpg

2003-04

20-11, 9-7 SEC - NCAA Tournament

F – Matt Walsh, 15.8 ppg, 4.8 rpg
 F – David Lee, 13.3 ppg, 6.8 rpg
 C – Adrian Moss, 6.8 ppg, 4.6 rpg
 G – Anthony Roberson, 17.9 ppg, 3.6 apg
 G – Lee Humphrey, 3.8 ppg, 1.2 rpg
 Top Subs: Bonell Colas, 4.9 ppg, 3.1 rpg
 Chris Richard, 3.8 ppg, 2.6 rpg
 Mohamed Abukar, 2.7 ppg, 2.1 rpg

2004-05

24-8, 12-4 SEC - NCAA Tournament Second Round

SEC Tournament Champions
 F – Corey Brewer, 7.5 ppg, 3.4 rpg
 F – David Lee, 13.6 ppg, 9.0 rpg
 C – Al Horford, 5.6 ppg, 6.5 rpg
 G – Matt Walsh, 14.6 ppg, 3.0 apg
 G – Anthony Roberson, 17.5 ppg, 2.4 apg
 Top Subs: Lee Humphrey, 4.8 ppg, 1.0 rpg
 Taurean Green, 3.9 ppg, 2.2 apg
 Joakim Noah, 3.5 ppg, 2.5 rpg
 Chris Richard, 3.3 ppg, 2.5 rpg

2005-06

33-6, 10-6 SEC - NCAA Champions

SEC Champions - SEC Tournament Champions

F – Corey Brewer, 12.7 ppg, 4.8 rpg
 F – Joakim Noah, 14.2 ppg, 7.1 rpg
 C – Al Horford, 11.3 ppg, 7.6 rpg
 G – Lee Humphrey, 10.9 ppg, 1.9 apg
 G – Taurean Green, 13.3 ppg, 4.7 apg
 Top Subs: Chris Richard, 5.9 ppg, 3.6 rpg
 Walter Hodge, 3.8 ppg, 1.2 apg
 Adrian Moss, 3.1 ppg, 2.4 rpg

2006-07

35-5, 13-3 SEC - NCAA Champions

SEC Champions - SEC Tournament Champions

F – Corey Brewer, 13.2 ppg, 4.7 rpg
 F – Joakim Noah, 12.0 ppg, 8.4 rpg
 C – Al Horford, 13.2 ppg, 9.5 rpg
 G – Lee Humphrey, 10.3 ppg, 1.3 apg
 G – Taurean Green, 13.3 ppg, 3.7 apg
 Top Subs: Chris Richard, 6.2 ppg, 3.7 rpg
 Walter Hodge, 5.7 ppg, 1.5 apg
 Marreese Speights, 4.1 ppg, 2.6 rpg
 Dan Werner, 1.8 ppg, 1.3 rpg

2007-08

24-12, 8-8 SEC - NIT Final Four

F – Dan Werner, 9.1 ppg, 6.4 rpg
 C – Marreese Speights, 14.5 ppg, 8.1 rpg
 G – Walter Hodge, 10.4 ppg, 2.9 apg
 G – Nick Calathes, 15.3 ppg, 6.1 apg
 G – Jai Lucas, 8.5 ppg, 2.3 apg
 Top Subs: Chandler Parsons, 8.1 ppg, 4.0 rpg
 Alex Tyus, 4.3 ppg, 2.6 rpg
 Adam Allen, 4.0 ppg, 0.8 rpg

2008-09

25-11, 9-7 SEC - NIT

F – Dan Werner, 8.9 ppg, 4.9 rpg
 F – Chandler Parsons, 9.2 ppg, 5.7 rpg
 C – Alex Tyus, 12.5 ppg, 6.2 rpg
 G – Walter Hodge, 8.9 ppg, 2.3 apg
 G – Nick Calathes, 17.2 ppg, 6.4 apg
 Top Subs: Erving Walker, 10.1 ppg, 2.3 apg
 Kenny Kadji, 4.4 ppg, 2.7 rpg
 Ray Shipman, 3.8 ppg, 2.1 rpg
 Allan Chaney, 3.0 ppg, 2.1 rpg

USUAL STARTING LINEUPS

2009-10

21-13, 9-7 SEC - NCAA Tournament
 F – Chandler Parsons, 12.4 ppg, 6.9 rpg
 F – Alex Tyus, 11.8 ppg, 6.9 rpg
 C – Vernon Macklin, 10.6 ppg, 5.5 rpg
 G – Kenny Boynton, 14.0 ppg, 2.7 apg
 G – Erving Walker, 12.6 ppg, 4.9 apg
 Top Subs: Dan Werner, 4.6 ppg, 4.1 rpg
 Erik Murphy, 3.5 ppg, 2.4 rpg
 Ray Shipman, 2.7 ppg, 1.6 rpg

2010-11

29-8, 13-3 SEC - NCAA Southeast Regional Final SEC Champions
 F – Chandler Parsons, 11.3 ppg, 7.8 rpg
 F – Alex Tyus, 9.1 ppg, 6.2 rpg
 C – Vernon Macklin, 11.6 ppg, 5.4 rpg
 G – Kenny Boynton, 14.2 ppg, 2.6 apg
 G – Erving Walker, 14.6 ppg, 3.4 apg
 Top Subs: Erik Murphy, 4.3 ppg, 2.3 rpg
 Patric Young, 3.4 ppg, 3.8 rpg
 Scottie Wilbekin, 2.4 ppg, 1.6 apg

2011-12

26-11, 10-6 SEC - NCAA West Regional Final
 F – Erik Murphy, 10.5 ppg, 4.5 rpg
 C – Patric Young, 10.2 ppg, 6.4 rpg
 G – Kenny Boynton, 15.9 ppg, 2.7 apg
 G – Erving Walker, 12.1 ppg, 4.6 apg
 G – Bradley Beal, 14.8 ppg, 6.7 rpg
 Top Subs: Mike Rosario, 6.6 ppg, 1.4 rpg
 Will Yeguete, 4.4 ppg, 6.3 rpg
 Scottie Wilbekin, 2.6 ppg, 1.6 apg

2012-13

29-8, 14-4 SEC - NCAA South Regional Final SEC Champions
 F – Erik Murphy, 12.2 ppg, 5.5 rpg
 C – Patric Young, 10.1 ppg, 6.3 rpg
 G – Kenny Boynton, 12.0 ppg, 3.0 rpg
 G – Mike Rosario, 12.5 ppg, 2.6 rpg
 G – Scottie Wilbekin, 9.1 ppg, 5.0 apg
 Top Subs: Casey Prather, 6.2 ppg, 3.7 rpg
 Michael Frazier II, 5.6 ppg, 3.1 rpg
 Will Yeguete, 5.5 ppg, 5.8 rpg

2013-14

36-3, 18-0 SEC - Final Four SEC Champions, SEC Tournament Champions
 F – Will Yeguete, 4.9 ppg, 5.2 rpg
 F – Casey Prather, 13.8 ppg, 5.0 rpg
 C – Patric Young, 11.0 ppg, 6.2 rpg
 G – Scottie Wilbekin, 13.1 ppg, 3.6 apg
 G – Michael Frazier II, 12.4 ppg, 3.5 rpg
 Top Subs: Dorian Finney-Smith, 8.7 ppg, 6.7 rpg
 Kasey Hill, 5.5 ppg, 3.1 apg
 DeVon Walker, 2.4 ppg, 1.2 rpg



The Gators celebrate the 2014 SEC Tournament championship after a 61-60 win over Kentucky at the Georgia Dome. UF's fourth SEC Tournament title in school history was part of a program-record 30-game winning streak that extended from December all the way to the Final Four.

ALL-TIME LETTERMEN

A

Aaron, Patrick 1987, 88
 Abukar, Mohamed 2004
 Adams, J.S. 1917
 Adamson, John 1978, 79
 Agee, Robert 1969, 70, 71
 Al-Kaleem, Rashid 2003, 04
 Aldridge, Mike 1979
 Allen, Adam 2008, 11
 Anderson, Jason 1993, 94, 95, 97
 Appleby, Ryan 2004
 Armstrong, Greg 1975, 76
 Atkinson, Bill 1946, 47, 48, 49 (C)

B

Baker, Ira 1930, 31, 32
 Baker, L.F. 1913
 Bales, Buddy 1962, 63 (C)
 Baraks, Brad 1964
 Barbee, Tom 1962, 63 (C)
 Barnes, Ed 1977
 Bates, Clayton 1993, 94, 95, 96
 Baxley, Tom 1963, 64, 65
 Beal, Bradley 2012
 Beckwith, Jack 1935, 36
 Beeler, Paul 1913 (C)
 Beeler, R.F. 1913
 Belden, Douglas 1945 (C)
 Bellamy, Jerry 1978, 79, 80
 Benefield, Roger 1956
 Benjamin, Edward 1945, 47
 Benton, Travis 1984
 Berry, Jack 2005, 06, 07
 Bert, Harold 1951
 Billings, Jerry 1951
 Boe, Dan 1970, 71, 72
 Boggan, Mario 2003
 Bonner, Al 1975, 76, 77, 78 (C)
 Bonner, Matt 2000, 01, 02, 03 (C)
 Boone, Donald 1958
 Boozer, Ray 1938
 Bostic, Don 1974, 75, 76, 77 (C)
 Bookers, Max 2002
 Boynton, Kenny 2010, 11, 12, 13
 Bradley, William 1931, 32, 33
 Brendler, Chuck 1957
 Brewer, Corey 2005, 06, 07
 Brewster, Larry 1975, 76, 77, 78 (C)
 Bridges, Lamar 1947
 Briggs, Russell 1951
 Brodus, Cornelius 1986
 Brown, A.E. 1926
 Brown, Brennan 1932, 33 (C)
 Brown, Craig 1991, 92, 93, 94 (C)
 Brown, Douglas 1972
 Brown, Mike 1979
 Bryant, Aaron 1976
 Burgess, John 1953
 Burroughs, Johnny 1935, 36, 37
 Byrd, C.Y. 1920, 21, 22 (C)

C

Calathes, Nick 2008, 09
 Caldwell, Norman "Bruno" 1974, 75
 Capers, Chris 1986, 87, 88
 Capko, Chris 2003
 Carlton, Doyle 1942, 43 (C)
 Carlton, Jermaine 1993

Carruthers, Bill 1928
 Carter, B.J. 1990, 91
 Casares, Richard 1952, 53 (C)
 Castineyra, Rollie 1984, 85, 86, 87
 Ceravolo, Darryl 1972
 Cesare, Malcolm 1976, 77, 78, 79 (C)
 Chalker, Henry 1939, 40 (C)
 Chaney, Allan 2009
 Chason, Hubert 1937, 38
 Chatman, Livingston 1988, 89, 91
 Chewning, Vernon 1969
 Christian, Floyd 1935, 36, 37 (C)
 Clark, Eddie 1962
 Clarson, Ric 1976, 77, 78, 79 (C)
 Clemons, Ben 1929, 30
 Clemons, W.N. 1931
 Close, Donald 1974, 75
 Cody, Neil 1961, 62
 Coe, Harry 1952, 53
 Cohen, M. 1920, 21
 Colas, Bonell 2001, 02, 03, 04
 Colson, K.D. 1929, 30
 Commander, Frank 1943
 Cooper, F.P. 1918
 Copeland, Ted 1953, 54, 55, 56 (C)
 Corbeau, Andre 1953
 Cornell, Henry 1949, 50
 Corso, John 1979
 Cotton, Jimmy 1978, 79, 80
 Cox, Clifford 1970, 71
 Cox, C. 1920 (C)
 Coxe, W. 1920
 Coy, John 1977, 78
 Crabtree, Clyde 1928, 29
 Crafton, Reed 1986, 87
 Craig, Phil 1942
 Cristell, Greg 1997, 98
 Cross, Dan 1992, 93, 94, 95 (C)
 Cunkle, Curtis 1951, 52, 53
 Currington, Jon 1986
 Crejciec, Charlie 1937, 38

D

Davies, C., 1913
 Davis, Adriel 2000, 01
 Davis, Bob 1953
 Davis, Dwayne 1988, 89, 90, 91
 Davis, Tony 1993
 Decker, E. 1926
 DeClercq, Andrew 1992, 93, 94, 95 (C)
 Delancy, Vernon 1981, 82, 83, 84 (C)
 Delgado, Conrad 1946
 Dickens, Hayes 1981
 Donovan, Billy 2014
 Dorsett, Luke 1930, 31
 Doss, Lew 1954, 55
 Drejer, Christian 2003
 Dryden, Frank 1951
 Duncan, F.H. 1922
 Duncan, W.E. 1918
 Dunn, Harry 1967
 Dupay, Teddy 1999, 2000, 01
 Duva, Anthony 1971
 Dyklobotn, Svein 1992, 93, 94, 95

E

Eddy, Byron 1923, 24, 25
 Edelson, Steve 1988

Edminston, William 1945
 Edwards, Lexx 2014
 Edwards, Terry 1992
 Eggleston, John 1953
 Elish, Steve 1940, 41, 42 (C)
 Emmelhainz, Mel 1930, 31, 32 (C)
 Emrick, Bob 1954, 55, 56, 57 (C)
 Enwall, Hayford 1925
 Eppert, Ken 1935, 36, 37
 Etheridge, Franklin 1959

F

Fahs, J. 1923
 Feazel, Kurt 1968, 69
 Felson, E. 1927
 Felson, Martin 1928
 Findley, Darryl 1991
 Findley, Earl 1970, 71 (C)
 Finney-Smith, Dorian 2014
 Fletcher, Tim 1972, 73, 74 (C)
 Ford, Charles 1943
 Forsyth, Bill 1935, 36
 Fotiou, Nick 1969, 70
 Fox, Newell 1958
 Frazier II, Michael 2013, 14
 French, C. 1927
 Fricke, Hudson 2008, 09, 10
 Friedman, Stan 1952
 Fritz, Chuck 1977, 78
 Fueyo, Louis 1943
 Futch, R.G. 1913

G

Gaither, Billy 1936
 Gangi, Larry 1957
 Garcia, Renaldo 1989, 90, 91
 Gates, Jerry 1964
 Giombetti, Mark 1979, 80, 81
 Gasper, Richard 1977, 78 (C)
 Godwin, William 1949
 Goldstein, E.M. 1924, 25
 Gordon, Ike 1938
 Graham, Billy 1957
 Graham, Dennis 1983
 Graham, Dillon 2013
 Grandholm, Jim 1980
 Gray, H.L. 1922, 23
 Green, T.P. 1921
 Green, Taurean 2005, 06, 07
 Greene, Orien 2001, 2002
 Greiner, Augie 1953, 54, 55, 56
 Gresham, Darryl 1984, 85
 Griffin, Charles 1983, 84
 Griffiths, John 1994, 95, 96, 97
 Grimsley, Hosie 1990, 91, 92, 93 (C)
 Gruetzmacher, Robert 1945
 Gunn, George 1931, 33, 34 (C)
 Gurley, Bill 1988

H

Hager, Jack 1942, 43, 46
 Haimovitch, Seth 2002, 03, 04
 Hait, Kenneth 1923, 24
 Hall, Brady 1945
 Halton, LaDarius 1999, 01, 02
 Hamilton, Harry 1947, 48, 49, 51
 Hamilton, Justin 2000, 01, 02, 03 (C)
 Hampton, Theo 1952

Hannah, Reggie 1978, 79, 80
 Harby, Earl 1935
 Harden, Rob 1982
 Harris, R.A. 1916, 18
 Harris, Wade 1983
 Hartsaw, Ken "Pete" 1946 (C)
 Harvey, Donnell 2000
 Haskins, Harold 1945, 49, 51
 Haslem, Udonis 1999, 2000, 01, 02
 Hausenbauer, Eddie 1942
 Hayford, Warren 1915
 Henderson, Brooks 1963, 64, 65 (C)
 Henderson, Gerald 1956, 57, 58
 Henderson, Jeff 1946, 47
 Henderson, W.B. 1914, 15 (C), 18
 Hester, L.F. 1913
 Heuck, C. 1920
 Highley, Mont 1963, 64 (C), 65
 Highley, Skip 1965, 66, 67 (C)
 Hill, Dametri 1993, 94, 95, 96 (C)
 Hill, Kasey 2014
 Hirsch, Earl 1932
 Hitchins, George 1951, 52
 Hoban, Richard 1958, 59 (C)
 Hobbs, Joe 1956, 57, 58 (C)
 Hodge, Walter 2006, 07, 08, 09
 Hoffman, Jay 1952
 Hoffmann, Bob 1963, 64, 65, 66 (C)
 Hogan, Brian 1989, 90, 91, 92
 Holland, S.L. 1915
 Hoover, Jerry 1970, 71, 72 (C)
 Horford, Al 2005, 06, 07
 Horton, Jamaal 1998
 Houston, Scooter 1970, 71
 Huertas, David 2006
 Hughes, Harold 1938
 Hughes, Jimmy 1932, 33, 34
 Hughes, K.K. 1921
 Humphrey, Lee 2004, 05, 06, 07

I

Igou, Bob 1925, 26
 Ingram, Cornelius 2005

J

Jackson, George 1982, 83, 84
 Jackson, Willie 1990, 91
 Jarrett, Jim 1962
 Jaycox, Theodore 1949, 50, 51 (C)
 Jenkins, Wyndell 1988, 89
 Jeremiassen, H. 1920, 21
 Johnson, 1914
 Johnson, Les 1951
 Johnston, Edgar 1950
 Jones, Edgar 1924 (C), 25 (C)
 Jones, John 1957
 Jones, Melven 1986, 87
 Jung, George 1959, 60, 61

K

Kadji, Kenny 2009, 10
 Keller, Gary 1965, 66, 67
 Kelley, Harold 1971
 Kerr, Michael 1989, 90
 King, Dave 1984
 King, Ronnie 1999, 2000, 02
 Kinney, Ernon, 1997
 Kinsey, H.D. 1934

ALL-TIME LETTERMEN

Kiracofe, Joe 1926, 27
 Kliewer, David 2000, 01
 Koch, William A. 1939
 Koss, Bill 1963, 64, 65
 Kuisma, Martti 1991, 92, 93, 94
 Kurtz, Jacob 2012, 13, 14

L

Lalich, Todd 1969
 Land, William 1946
 Larson, Cody 2012
 Lawrence, Joe 1984, 85, 86 (C), 87 (C)
 Lawrence, Pat 1985, 86, 87, 88
 Leach, Bill 1951, 52
 Leath, Randall 1982, 83, 84, 85
 Leatherwood, Michael 1968, 69
 Lederman, Michael 1973, 74, 75, 76 (C)
 Lee, Antrone 1996
 Lee, David 2002, 03, 04, 05
 Lee, E. O. 1942
 Lee, James 1990
 Leibowitz, Richard 1963
 Leon, Francisco 1985
 Lett, Clifford 1986, 87, 88, 89 (C)
 Letzkus, Joe 1926, 27
 Lewis, Skip 1969
 Licker, Ralph 1946
 Lindsay, Bob 1975, 76
 Lorenz, Ernest 1971
 Love, Jack 1935
 Love, Jimmy 1932, 33, 34
 Lubel, William 1946
 Lucas, Jai 2008
 Lukco, Ed 1969, 70, 71
 Luyk, Clifford 1960, 61, 62
 Lyons, Nino 1979

M

Macklin, Vernon 2010, 11
 Maddox, Damen, 1995, 96, 97, 98
 Madison, W.M. 1921 (C)
 Mahoney, Ed 1965, 66
 Manchester, Bud 1942
 Manee, Harry 1951
 Marshall, Otis 1924
 Matthews, Tony 1980
 Maxwell, Vernon 1985, 86, 87, 88
 Maynard, Jack 1938, 39, 40 (C)
 McCarty, John 1937
 McClanahan, Kyle 2009, 10
 McClary, Kenny 1985, 86, 87, 88
 McCraney, Ken 1978, 79, 80, 81 (C)
 McDaniel, Maurice 1979, 80
 McDowell, Eugene 1982, 83, 84, 85 (C)
 McElroy, Gary 1966, 67, 68
 McFarland, Mike 1996, 97, 98
 McGinnis, Michael 1968, 69
 McKinnon, Kelly 1989, 90
 McLucas, Leonard 1928, 29, 30
 Meeks, Malcolm 1972
 Meigs, Joe 1961, 62
 Merchant, Louis 1959, 61, 62 (C)
 Merritt, G. 1913
 Metzger, Joe 1961, 62
 Meyers, Vachon 1950
 Mickens, Tony 1994, 95
 Miller, David 1966, 67, 68 (C)
 Miller, Dean 1939, 40

Miller, Jeff 1970, 71
 Miller, Julian 1947, 48, 49, 50 (C)
 Miller, Mike 1999, 2000
 Miller, N.W. 1922, 23
 Miller, Tony 1971, 72, 73 (C)
 Milligan, Mike 1979, 80, 81
 Millman, Manning 1927
 Mitchell, Don 1925, 26
 Mitchell, Jonathan 2007, 08
 Mitchell, Thomas 1952
 Montgomery, Ronnie 1985, 86, 87, 88
 Moon, Paul 1938
 Moore, Bruce 1964
 Moore, Eddie 1934
 Moore, Jerry 1974, 75, 76
 Morrison, Carlos 1961, 62, 63
 Morrow, Hubert 1953
 Morton, Paul 1964, 65, 66 (C)
 Moses, Mike 1981, 82
 Mosney, Paul 1959, 60, 61
 Moss, Adrian 2003, 04, 05, 06
 Moss, Roland 1921, 22, 23 (C)
 Moten, Andrew 1984, 85, 86 (C), 87 (C)
 Murphy, Erik 2010, 11, 12, 13

N

Nagle, Bill 1971
 Nelson, Brett 2000, 01, 02, 03 (C)
 Newton, Ark 1923, 26
 Newton, R.O. 1922
 Newton, Virgil 1924
 Nichols, Bob 1956
 Nims, Bob 1953, 54, 55
 Nnaji, Obiora 1998, 99
 Noah, Joakim 2005, 06, 07
 North, Merle, 1929
 Norton, Clyde 1923
 Norton, Pete 1925
 Nunez, Eddie 1997, 98

O

O'Berry, W.H. 1916
 O'Connor, Patrick 1998, 99
 Ogbueze, Braxton 2013
 Owens, Andrew 1968, 69, 70 (C)
 Oxford, James 1937

P

Pace, Richard "Dick" 1947, 48
 Palmer, Nabe 1982, 83, 84
 Parker, Major 1998, 99, 2000 (C), 01 (C)
 Parsons, Chandler 2008, 09, 10, 11
 Payne, Shane 2008
 Peek, Richard 1964
 Pemberton, William 1943
 Pennington, Fonia 1937
 Perrine, George 1928, 29 (C), 30
 Perry, Marty 1981
 Petersen, Robert 1951
 Pike, Charles 1956, 58, 59 (C)
 Pitchford, Walter 2012
 Pittman, R.G. 1931, 32
 Pittman, R.S. 1933
 Platt, Harry Jr. 1943
 Poh, Ronald 1961
 Poole, Stacey 1990, 91, 92, 93 (C)
 Poore, Ed 1966, 67
 Porter, Steve 1977, 78

Potter, A.H. 1922
 Powell, Brandon 2007
 Powell, Sonny 1952, 53, 54, 55 (C)
 Prather, Casey 2011, 12, 13, 14
 Pulliam, L.C. 1913
 Purvis, Tom 1971
 Puschak, Tom 1953
 Pyle, C.E. 1913

R

Rabhan, Walter 1958, 59, 60
 Ramos, Jose 1989
 Ramsdell, W.A. 1914, 15, 16
 Ramsey, Jeff 1965, 66, 67
 Ratliffe, Willie 1953
 Raybon, Al 1938
 Reen, Pat 1938, 40, 41
 Reinhart, Joel, 1994, 95, 96, 97
 Repass, Joseph 1975
 Richard, Chris 2004, 05, 06, 07
 Rickett, Robert 1934, 35, 36
 Roberson, Anthony 2003, 04, 05
 Roberts, Roy 1951, 52, 53 (C)
 Robles, O.S. 1916
 Rogers, Tony 1982, 83
 Roher, Dick 1958
 Rollyson, Mike 1966, 67, 68
 Rome, Roger 1975
 Rosario, Mike 2012, 13
 Roseboro, Quan 1980
 Roseboro, Melvin 1980
 Rowe, Louis 1991, 92
 Ryan, Robert 1943, 46

S

Sadler, Gene 1962
 Salzer, Billy 1929
 Sanders, Len 1976, 77 (C)
 Sarra, Lamar 1925, 26 (C)
 Saso, Mark 1985, 86
 Schintzius, Dwayne 1987, 88, 89, 90
 Schintzius, Travis 1990
 Schulman, Harold 1950, 51
 Seay, Erwin 1926
 Shannon, Eddie 1996, 97, 98, 99 (C)
 Shearer, Welcome 1933, 34, 35 (C)
 Sheldon, Danny 1984, 85
 Shellabarger, Curtis 1974
 Sherwood, Robert 1958, 59, 60 (C)
 Shipman, Ray 2009, 10
 Shiver, Robert 1959, 60, 61 (C)
 Shy, Eugene 1973, 74, 75, 76 (C)
 Sikes, J.F. 1914, 16
 Simpson, Thomas 1959, 60
 Smathers, George 1934, 35, 36 (C)
 Smith, Charles 1957
 Smith, Harry 1924, 25
 Smith, Horace 1924
 Smith, Red 1926, 27 (C)
 Smyth, Robert 1974, 75, 76, 77 (C)
 Sommese, Lanny 1963, 64
 Sparkman, J. 1918
 Speights, Marreese 2007, 08
 Spruel, Kendrick 1996, 97
 Stanley, W.A. 1924, 25
 Steger, Henry 1943
 Stevenson, Andy 1952
 Stewart, Scott 1990, 91, 92, 93 (C)

Stobbs, Thomas 1945
 Stokes, Elam 1951
 Stokes, Taylor 1962, 63, 65
 Stokely, Ron 1956, 57
 Stolt, Greg 1996, 97, 98, 99 (C)
 Strawbridge, Tim 1981
 Swanson, Brett 2006, 07
 Swanson, C. 1913
 Swanson, F.M. 1914
 Swanson, R.G. 1913
 Swanson, T.J. 1914 (C) 15, 16

T

Talbot, Bill 1951
 Tanzler, Hans 1947, 48, 49, 50 (C)
 Telepas, George 1958
 Teshner, Howey 1952
 Thompson, Brian 1993, 94, 95, 96 (C)
 Thompson, H.L. 1925, 26
 Thompson, L.L. 1922, 23, 24
 Thompson, Mark 1972, 73, 74 (C)
 Thompson, Norris 1940, 41
 Timinski, Mark, 1997, 98, 99
 Tishman, Rod 2010
 Tomlinson, Dick 1963, 64, 65
 Touchberry, Burt 1954, 55, 56, 57
 Tringas, Johnnie 1952, 53, 54
 Trogdon, George 1927
 Turner, James 1945
 Turner, Tim 1990, 91, 92
 Tyler, Garrett 2005, 06, 07
 Tyus, Alex 2008, 09, 10, 11

U

Ulmer, Jeremy 1991, 92

V

VanCamp, Roy 1914, 15, 16 (C)
 Van Ness, Kenneth 1972
 Van Noy, Bob 1978, 80
 Van Sickle, Dale 1928, 29, 30 (C)
 Vargas, Eloy 2009
 Vasquez, Richard 1968, 69
 Veque, Martin 1927
 Vinal, Nelson 1951
 Visscher, David 1983, 84

W

Waddell, Gary 1971, 72
 Walk, Neal 1967, 68, 69 (C)
 Walker, Chris 2014
 Walker, DeVon 2013, 14
 Walker, Erving 2009, 10, 11, 12
 Walker, Ion 1926, 27, 28
 Walker, Johnny 1989
 Walker, Troy 1972
 Walsh, Matt 2003, 04, 05
 Walton, Bud 1939, 40
 Walton, W.L. 1941
 Ward, H. 1920
 Ward, W. 1920, 21
 Warner, Robert 1933, 34, 35
 Waters, Dale 1929, 30, 31 (C)
 Watts, Chip 1981
 Weaks, Kenyan 1997, 98, 99, 2000 (C)
 Weisenberg, Michael 2008
 Welch, William 1945, 48, 49
 Weller, Richard 1950, 51

ALL-TIME LETTERMEN

Welsch, Boyd 1967, 68, 69
 Werner, Dan 2007, 08, 09, 10
 Wetherington, Merrill "Red" 1951, 52
 Wheeler, Rick 1958
 Whiddon, Clifford 1937
 Whitaker, Glenn 1924
 White, James 2002
 Wilbekin, Scottie 2011, 12, 13, 14
 Williams, Chip 1973, 74, 75 (C)
 Williams, Dan 1995, 96, 97, 98
 Williams, Dennis 1974, 75
 Williams, Greg 1994, 95, 96, 97
 Williams, Jason 1998
 Williams, LeRon 1995, 96
 Williams, Rodney 1982, 83
 Williams, Ronnie 1981, 82, 83, 84 (C)
 Williams, Steve 1972, 73, 74 (C)
 Williams, Tony 1988
 Williams, Wayne 1958
 Winkler, Harry 1966, 67, 68
 Wood, C.P. 1918
 Woods, J.P. 1928
 Woolery, Richard 1945
 Worley, Lee 1924
 Wright, Brent 1998, 99, 2000 (C), 2001 (C)

Y

Yeguete, Will 2011, 12, 13, 14
 Yinshannis, Frank 1939, 40, 41 (C)
 Yonge, J.E. 1916
 Young, Patric 2011, 12, 13, 14
 Young, Tyrone 1981

Z

Zdanzukas, Vincent 1939, 40, 41
 Zinn, James 1956, 57, 58

Assistant Coaches

Since 1950

Brown, James (1976-82)

Burno, Rashon (2012-present)

Buford, R.C. (1993-94)
 Grant, Anthony (1996-2006)
 Grubar, Dick (1973-78)
 Henderson, Brooks (1965-66)
 Henry, Billy (1970-72)
 Hughes, Rick (1989-90)
 Jones, Donnie (1996-2007)
 Kamla, Elden (1978-80)
 Lanier, Rob (2007-11)
 McCachren, Jim (1949-72)
McCall, Matt (2011-present)
 McCraney, Kenny (1982-89)
 McCullum, Robert (1990-96)
 Moore, Perry (1961-64)
 Nicholls, Biff (1980-83)
 Ostrom, Tom (2002-04)
Pelphrey, John (1996-2002, 2011-present)
 Pitino, Richard (2009-11)
 Preston, Lewis (2006-08)
 Roberts, Norm (2011-12)
 Robinson, Dave (1979-80)
 Shepherd, Mike (1994-96)
 Shyatt, Larry (2004-11)
 Smart, Shaka (2008-09)
 Speraw, Kirk (1990-93)
 Stevens, Bobby (1989-90)
 Stewart, Ron (1990-96)

Swander, Bob (1960-61)
 Towe, Monte (1980-89)
 Truax, Terry (1973-76)
 Visscher, Ed (1978-80)
 Weber, Phil (1984-89)

All-Time Managers

Adams, Garth (1985-86)
 Adel, Josh (Head Manager; 2008-12)
 Ahlberg, Rick (1973-76)
 Argo, Jennigs (1954)
 Argo, William Jr. (1955)
 Ausley, Chas. (Freshman Manager; 1927)
 Ball, Quentin (1996-2000)
 Barton, Brian (Head Manager; 1997-2002)
 Beckworth, Tarvis (1998)
 Bell, Douglas (Freshman Manager; 1961)
 Benzion, Kyle (2011)
 Blinder, Eric (2006)
 Brendler, Charles (Varsity Manager; 1958)
 Brendler, Chuck (1959)
 Boley, Bob (Varsity Manager; 1929-30)
 Bopp, Jesse (2009)
 Boynton, William B. (1939-40)
 Buchert, Mike (1997-2001)
 Buhmeyer, Gary (Freshman Manager; 1960)
 Burkhardt, Dan (2010-11)
 Byrd, C.Y. "Check" (Varsity Manager; 1921-23)
 Carter, Evan (2010-11)
 Carter, Stott (1996-2001); Head Manager (2001)
 Cody, Neal (1962-63)
 Cook, Mike (1980-82)
 Cox, Daniel (1990-91)
 Crawford, Carl (Varsity Manager; 1960)
 Crayne, Bob (1977-78)
 Daigneault, Mark (2011-12)
 Darby, Tim (2001-04)
 Datz, Harold Jay (Freshman Manager; 1957)
 Davis, C.W. Butch (Freshman Manager; 1962)
 Donovan, Colby (2010-14); Head Manager (2013-14)
 Draper, Daryl (1992)
 Edwards, Brian (1993)
 Essrig, Marvin (Varsity Manager; 1940-42)
 Farring, Richmond R. (Freshman Manager; 1958)
 Fleet, Erwin (1944-47)
 Foote, Nicholas (1990)
 Fuller, Tom (Varsity Manager; 1925-27)
 Fryer, Byrd (Varsity Manager; 1935-36)
 Galloway, Wayne (1972-73)
 Gard, Casey (1987)
 Gatliff, Robert (Varsity Manager; 1964-65)
 Gilbert, Brandon (2012-14)
 Gilreath, Kyle (2005-09)
 Grimberg, Steven (1993-95)
 Grubar, Bob (1979)
 Guin, Jeff (1995-97); Head Manager 1997)
 Harby, Earl (1935)
 Hardin, Ryan (1993-94)
 Havery, Don (Freshman Manager; 1968-69)
 Herlong, Byron (Varsity Manager; 1933-34)
 Hewitt, Bobby (1988)
 Hyhdn, Sobal (Freshman Manager; 1928)
 Jamerson, LaVern (Varsity Manager; 1955-57)
 Jensen, David (Freshman Manager; 1951)
 Johnson, Bruce (Varsity Manager; 1951-53)
 Jones, Edgar (1923-24, Freshman Manager, 1923)
 Jones, Kirk (1988)
 Kalishman, Allen ("B" Team Manager; 1954)

Kennedy, W.M. (1913)
 King, Ryan (2006-09)
 Klein, Tim (1988-90; Head Manager 1991-95)
 Klepper, Irving (Freshman Manager; 1936)
 Koontz, Joey (2006-09)
 Kurtz, Jacob (2011)
 Lewis, Hal Graham (Freshman Manager; 1958)
 Loggins, George Lester (Varsity Manager; 1970-73)
 Madison, Bill (1920-21)
 Marinak, Bob (1987-88)
 Maultsby, Dan (Freshman Manager; 1935)
 McCall, Matt (Head Manager; 2002-06)
 McCarty, Dan (Varsity Manager; 1932-33)
 McClellan, Broward (Varsity Manager; 1930-31)
 McGinnis, Richard Alan (Freshman Manager; 1971-72)
 McLain, James (Varsity Manager; 1949-50)
 Mervis, Chad (2012-14)
 Miller, J.A. (1914)
 Miller, Mark (1991)
 Miller, Walter (Freshman Manager; 1955)
 Mitchell, Edward (Varsity Manager; 1938-39)
 Mixon, Mickey (Freshman Manager; 1942)
 Moats, David (2013-14)
 Moon, Lee (2003-05)
 Moreland, Jordan (2013-14)
 Morris, Brandon (2012)
 Neal, Cody (Varsity Manager; 1963)
 Newkirk, Jack (Freshman Manager; 1965-67)
 Nunez, Eddie (Head Manager; 2000)
 Nunez, Mike (1996-97)
 Owens, Marcus (Varsity Manager; 1928-29)
 Pent, Vennie (1960-61)
 Poms, Eric (1985; Head Manager 1987-90)
 Pozatek, Bob (Head Manager; 1999-2002)
 Price, Jack (Freshman Manager; 1934)
 Pugh, John (Freshman Manager; 1963)
 Puldy, Stephen (Freshman Manager; 1956)
 Rafaniello, John (1985)
 Reeves, Brian (2002-05)
 Rion, Bill (Freshman Manager; 1942)
 Schneider, Al (1943)
 Seitlin, Jack (Freshman Manager, 1939)
 Seitz, Justin (2011)
 Shelby, Saul (Freshman Manager; 1938)
 Sidney, Richard (Varsity Manager; 1951)
 Sikes, J. (1915)
 Siverling, Matt (2003-04)
 Smith, Jamie (2010)
 Starkman, Daniel (2012-14)
 Stein, Mike (1993-96)
 Thompson, Jack (Varsity Manager; 1927-28)
 Thompson, William Lewis (Freshman Manager; 1950)
 Vejraska, Cory (2014)
 Visscher, Jon (1983-85; Head Manager 1985)
 Waddell, Josh (1995-97)
 Weathers, Scott (1987-88)
 Webber, Owen (Varsity Manager; 1965-66)
 Weinar, Mike (2005-08)
 Weisman, Steve (1949)
 Willys, Doug (Freshman Manager; 1969-70)
 Winters, Ryan (2006-07)
 Wise, Matt (2012-13)
 Wittenstein, Joe (Varsity Manager; 1937-38)
 Wolinski, Herbert (Freshman Manager; 1942)
 Yarnall, William (Varsity Manager; 1931-32)
 Yon, Peyton (Varsity Manager; 1936-37)
 Young, Ben (Varsity Manager; 1968-69)

Zehner, Todd (1990), Head Manager (1993)
 Zetrouer, Gary (1996-99; Head Manager 1999)
 Zhelesnik, Greg (2010)

Athletic Trainers

(Since 1950)

Barton, Bobby (1970-71)
 Cunningham, Jim (1963-65)
 Golin, Ernie (1969)
 Greathouse, Brady (1966-67)
 Griffith, Tony (1973-79)
 Jackson, Sidney (1961)
 Koenig, Chris (1992-2004)
 Lankford, Sam (1950-62)
 Mackie, Jim (1982-87)
 Lynn, Ken (1968)
 Mackie, Jim (1985-87)
 Schwake, Fred (1972)
 Sutton, Tony (1988-90)
 Webster, Keith (1980-81)
Werner, Dave (2004-present)

Strength and Conditioning Coordinators

(Since 1992)

Caldwell, Scott (1992-93)
 Glass, Rob (1997-99)
Greene, Preston (2011-present)
 Herring, Matt (2004-11)
 Moorer, Pat (1994-96)
 Webster, Scott (2000-04)

ALL-TIME NUMERICAL ROSTER

The following numbers are legal: 0, 00, 1, 2, 3, 4, 5, 10, 11, 12, 13, 14, 15, 20, 21, 22, 23, 24, 25, 30, 31, 32, 33, 34, 35, 40, 41, 42, 43, 44, 45, 50, 51, 52, 53, 54 and 55. Team rosters can include 0 or 00, but not both. From 1958 to 1999 the numbers 1 and 2 were prohibited.

0

Kasey Hill (2014)
Jacob Kurtz (2012-13)
Jonathan Mitchell (2008)

00

Brent Wright (1998-2001)
Ronnie Montgomery (1985-88)
Nino Lyons (1979)
Richard Gasper (1977-78)

1

Eli Carter (2014)
Kenny Boynton (2010-13)
Eloy Vargas (2009)
Brett Swanson (2006-07)
Anthony Roberson (2003-05)
Orien Greene (2001-02)

2

Corey Brewer (2005-07)
Mario Boggan (2003)
James White (2002)
Ronnie King (2000-01)

3

Mike Rosario (2012-13)
Ray Shipman (2009-10)
Brandon Powell (2007)
Seth Haimovitch (2002-04)
Eddie Shannon (1998-99)
Brian Thompson (1993-96)
Tim Turner (1991-92)
Pat Lawrence (1985-88)
Travis Benton (1984)
Marty Perry (1981)
Augie Greiner (1953)
Sonny Powell (1952)
George Hitchins (1951)

4

Patric Young (2011-14)
Kyle McClanahan (2009)
Shane Payne (2008)
Adrian Moss (2003-06)
Donnell Harvey (2000)
Mark Timinski (1997-99)
Antrone Lee (1996)
Craig Brown (1991-94)
Damon Dragotis (1988)
Joe Lawrence (1984-87)
Andre Corbeau (1953)
Thomas Mitchell (1952)
Bill Talbot (1951)

5

Scottie Wilbekin (2011-14)
Jai Lucas (2008)
Chris Capko (2003)
Teddy Dupay (1999-2001)

Jason Anderson (1993-95, 1997)

Andrew Moten (1984-87)
Joe Repass (1974)
Stan Friedman (1952)
Dick Weller (1951)

10

Dorian Finney-Smith (2014)
Cornelius Ingram (2005)
Christian Drejer (2004)
Brett Nelson (2000-03)
Greg Williams (1994-97)
Tony Davis (1993)
B.J. Carter (1990-91)
Jose Ramos (1989)
Patrick Aaron (1987-88)
Ronnie Montgomery (1985)
Mike Moses (1981-82)
Quan Roseboro (1980)
Norm "Bruno" Caldwell (1974-75)
Mark Thompson (1971)
Bob Nims (1953)

11

Lexx Edwards (2014)
Braxton Ogbueze (2013)
Erving Walker (2009-12)
Taurean Green (2005-07)
Christian Drejer (2003)
Ronnie King (1999)
Jamaal Horton (1998)
Dan Williams (1995-98)
Scott Stewart (1990-93)
Vernon Maxwell (1985-88)
Dave King (1983)
Melvin Roseboro (1980)
Don Bostic (1974)
Tony Miller (1971-73)
Willie Ratliffe (1953)
Roy Roberts (1951)

12

Dillon Graham (2013-14)
Lee Humphrey (2004-07)
Justin Hamilton (2000-03)
Dan Cross (1992-95)
Francisco Leon (1985)
Vernon Delancy (1981-84)
Tim Fletcher (1972-74)
Tony Duva (1971)
Curt Cunkle (1951)

13

Joakim Noah (2005-07)
Mike Miller (1999-2000)
Willie Jackson (1990-91)
Wyndell Jenkins (1988-89)
Jimmy Cotton (1978-80)
Don Bostic (1975-77)
Darryl Ceravolo (1970-72)
Richard Vasquez (1968-69)
Joe Hobbs (1956-58)
Bob Davis (1953)
Theo Hampton (1952)
Elam Stokes (1951)

14

Adam Allen (2008-2011)
Eddie Shannon (1996-97)
Darryl Gresham (1984-85)
John Jones (1957)
Teddy Copeland (1954-56)
Jay Hoffman (1952)
Ted Jaycox (1948-51)

15

Will Yeguete (2011-14)
Walter Hodge (2006-2009)
Matt Bonner (2000-03)
Eddie Nunez (1997-98)
Martti Kuisma (1991-94)
Ken McCraney (1978-81)
Chuck Fritz (1977-78)
Greg Armstrong (1975-76)
Jerry Hoover (1970-72)
Mike Leatherwood (1968-69)
Lou Merchant (1961)
Walter Rabhan (1958)
Burt Touchberry (1954-57)
Harry Coe (1952-53)
Pete Petersen (1951)

20

Michael Frazier II (2013-14)
Kyle McClanahan (2010-11)
David Kliewer (2000-01)
Mike McFarland (1996-97)
Terry Edwards (1992)
Renaldo Garcia (1989-91)
Stephen Edelson (1988)
Reed Crafton (1986-87)
Danny Sheldon (1984-85)
Jeff Kelley (1983)
Bob Van Noy (1978-80)
Len Sanders (1976-77)
Tim Fletcher (1971)
Jerry Hoover (1969)
Bruce Moore (1964)
Taylor Stokes (1962-63)
Bobby Shiver (1961)
Rick Wheeler (1958)
Bob Emrick (1954-57)
Sonny Powell (1953)

21

Dan Werner (2007-10)
Mohamed Abukar (2004)
Max Booker (2002)
Joel Reinhart (1994-97)
Louis Rowe (1991-92)
Tim Turner (1989-90)
Kenny McClary (1985-88)
Mike Aldridge (1979)
John Coy (1977-78)
Bob Lindsay (1975-76)
Jeff Miller (1969)
Ed Mahoney (1965-66)
Brad Baraks (1964)
Joe Meigs (1962)
Dick Hoban (1957-58)
Bill Leach (1951-52)

22

Michael Weisenberg (2008)
Jack Berry (2005-07)
Rashid Al-Kaleem (2003-04)
Kenyan Weaks (1997)
Stacey Poole (1990-93)
Chris Capers (1986-88)
David Visscher (1983-84)
Mike Milligan (1979-81)
Steve Porter (1976-78)
Chip Williams (1973-75)
Troy Walker (1972)
Jeff Miller (1970-71)
Kurt Feazel (1967-68)
Tom Baxley (1963-65)
Jim Jarrett (1962)
Ronnie Poh (1961)
Newell Fox (1958)
Charlie Pike (1956)
Hubert Morrow (1953)
George Hitchins (1952)
Harold Bert (1951)

23

Chris Walker (2014)
Bradley Beal (2012)
Alex Tyus (2008-2011)
Jonathan Mitchell (2007)
Garrett Tyler (2005)
Ryan Appleby (2004)
LaDarius Halton (1999-2002)
Hosie Grimsley (1990-93)
Clifford Lett (1986-89)
Charles Griffin (1983-84)
Rob Harden (1982)
Mark Giombetti (1979-81)
Ed Barnes (1977)
Gene Shy (1973-76)
Don Close (1972)
Hal Kelley (1971)
Kurt Feazel (1969)
Ed Lukco (1968)
Harry Dunn (1967)
Paul Morton (1964-66)
Neil Cody (1962)
Buddy Bales (1961)
Don Boone (1958)
John Burgess (1953)
Red Wetherington (1951)

24

Casey Prather (2011-14)
Allan Chaney (2009)
David Lee (2002-05)
Greg Stolt (1996-99)
George Jackson (1982-84)
John Adamson (1978-79)
Roger Rome (1973-74)
Hans Tanzler (1971)
Hal Kelley (1970)
Todd Lalich (1969)
Lanny Sommese (1963-64)
Gene Sadler (1962)
Paul Mosney (1961)
George Telepas (1958)
Charlie Smith (1956-57)
Harold Haskins (1945, 49, 51)

25

DeVon Walker (2013-14)
Chandler Parsons (2008-2011)
Garrett Tyler (2006-07)
Major Parker (1998-2001)
Kendrick Spruel (1996-97)
Brian Hogan (1989-92)
Ronnie Williams (1981-84)
Ric Clarson (1976-79)
Joe Repass (1975)
Skip Lewis (1969)
Mike Rollyson (1966-68)
Brooks Henderson (1963-65)
Eddie Clark (1962)
George Jung (1958-61)
Chuck Brendler (1957)
Tom Puschak (1953)
Andy Stevenson (1952)
Edgar Johnson (1949-51)

30

Jacob Kurtz (2014)
Kenny Kadji (2009-10)
Clayton Bates (1993-96)
Travis Schintzius (1990)
Rodney Williams (1982-83)
Tyrone Young (1981)
Jerry Moore (1973-74)
Ernest Lorenz (1971)
Nick Fotiui (1968-70)
Edd Poore (1964-67)
Carlos Morrison (1962-63)
John Eggleston (1953)

31

Jeremy Ulmer (1991-92)
Scooter Houston (1970)
Mike McGinnis (1968)
Gary Keller (1964-67)
Richard Leibowitz (1963)
Lou Merchant (1962)
Jim Zinn (1956-58)
Larry Scott (1953)
Howie Teshner (1952)
Harry Manee (1951)

32

Vernon Macklin (2010-2011)
Chris Richard (2004-07)
Patrick O'Connor (1998-99)
LeRon Williams (1995-96)
Nick Sanchez (1992)
Livingston Chatman (1988-89, 91)
Cornelius Brodus (1985-86)
Tony Rogers (1982-83)
John Corso (1979)
Al Bonner (1975-78)
Tom Purvis (1970-71)
Vernon Chewning (1969)
David Miller (1966-68)
Dick Tomlinson (1963-65)
Joe Metzger (1962)
Carlos Morrison (1961)
John Tringas (1952-53)
Nelson Vinal (1951)

ALL-TIME NUMERICAL ROSTER

33

Erik Murphy (2010-13)
 Nick Calathes (2008-2009)
 David Huertas (2006)
 Adriel Davis (2000-01)
 Greg Cristell (1996)
 Tony Mickens (1994-95)
 Darryl Findley (1991)
 Dwayne Schintzius (1987-90)
 Jon Currington (1986)
 Nabe Palmer (1982-84)
 Tony Matthews (1980)
 Jerry Moore (1975-76)
 Steve Williams (1972-74)
 Ed Lukco (1969-71)
 Harry Winkler (1965-68)
 Tom Barbee (1962-63)
 Neil Cody (1961)
 Charlie Pike (1958)
 Ron Stokely (1956-57)
 Harold Schulman (1949-51)

34

Cody Larson (2012)
 Marreese Speights (2007-08)
 Obiora Nnaji (1998-99)
 John Griffiths (1994-97)
 Michael Kerr (1989-90)
 Johnny Walker (1989)
 Tony Williams (1988)
 Melven Jones (1986-87)
 Roger Rome (1975)
 Mark Thompson (1972-74)
 Cliff Cox (1970-71)

Boyd Welsch (1967-69)
 Mike McGinnis (1966)
 Bill Koss (1963-65)
 Cliff Luyk (1960-62)
 Teddy Copeland (1953)
 Rick Casares (1952)
 Chonny Meyers (1949-51)

35

Walter Pitchford (2012)
 Greg Cristell (1997-98)
 Dametri Hill (1993-96)
 Mike Lederman (1973-76)
 Malcom Meeks (1972)
 Bill Nagle (1971)
 Tony Duva (1968-70)
 Skip Highley (1965-67)
 Jerry Gates (1964)
 Buddy Bales (1962-63)
 Joe Meigs (1961)
 Lew Doss (1955-56)
 Harry Hamilton (1947-49, 1951)

40

Hudson Fricke (2009-10)
 Svein Dyrkolbotn (1992-95)
 Eugene McDowell (1982-85)
 Jerry Bellamy (1978-80)
 Bob Smyth (1974-77)
 Dan Boe (1970-72)
 Jeff Ramsey (1965-67)
 Mont Highly (1963-64)
 Jerry Henderson (1956-58)
 Curtis Cunkle (1953)

41

Neal Walk (1967-69)
 Bob Hoffmann (1963-65)
 Wayne Williams (1955-58)
 Frank Dryden (1951)

42

Billy Donovan (2014)
 Rod Tishman (2009-10)
 Al Horford (2005-07)
 Bonell Colas (2001-04)
 Erron Kinney (1997)
 Cesar Portillo (1989)
 Mark Saso (1984-86)
 Malcolm Cesare (1976-79)
 Don Close (1974-75)
 Kevin Van Ness (1972)
 Earl Findley (1970-71)
 Gary McElroy (1966-68)
 Richard Roher (1957-58)
 Roger Benefield (1956)
 Les Johnson (1951)

43

Randall Leath (1982-85)
 Taylor Stokes (1965)
 Bob Nichols (1956)
 Jerry Billings (1951)

44

Matt Walsh (2003-05)
 Damen Maddox (1995-98)
 Jermaine Carlton (1993)
 Gary Willoughby (1991)

Kelly McKinnon (1989-90)
 Rollie Castineyra (1984-87)
 Reggie Hannah (1978-80)
 Aaron Bryant (1976)
 Bob Lindsay (1975)
 Curt Shellabarger (1973-74)
 Gary Waddell (1970-72)
 Robert Agee (1969)
 Richard Peek (1964)
 Joe Metzger (1961)
 Bob Sherwood (1958)
 Larry Gangi (1955-57)
 Roy Roberts (1953)
 Russell Briggs (1951)

45

Maurice McDaniel (1979-80)
 Doug Brown (1972)
 Robert Agee (1971)
 Andy Owens (1968-70)
 Bob Hoffmann (1966)
 Rick Casares (1953)

50

Udonis Haslem (1999-2002)
 Dan Williams (1998)
 Dwayne Davis (1988-91)
 Tim Strawbridge (1980-81)
 Mike Brown (1979)
 Larry Brewster (1975-78)
 Billy Graham (1957)

51

Augie Greiner (1955-56)

52

Kenyan Weaks (1998-2000)
 Bill Gurley (1988)
 Chip Watts (1981)

53

Ronnie King (2002)

54

Ken Van Ness (1971)
 Robert Agee (1970)

55

Jason Williams (1998)
 Greg Stolt (1996)
 Andrew DeClercq (1992-95)
 Wade Harris (1982-83)
 Jim Grandholm (1980)

Note: Updates prior to 1950 c/o the 1950-51 media guide.

Neal Walk

The only player in Florida history to have his number retired...Walk had his number 41 retired following the 1968-69 season...Walk was the first All-American in school history when he was named second-team All-America in 1968...He was a third-team selection in 1969...All-SEC selection in 1968 and 1969...Voted the seventh-best player in the nation in 1968 and led the nation in rebounding during the 1968 season with a 19.8 average...Set 22 game, season and career records during his UF career...Finished career as the career record holder in all but two categories...Hit 18 free throws vs. LSU to set a then-school record...Was a first-round draft pick and the second overall (behind UCLA's Lew Alcindor) in the NBA Draft...Played in the NBA for eight years with Phoenix, New Orleans and New York.

Walk's Career Florida Stats

Season	G	FGM-FGA	PCT	FTM-FTA	PCT	REB	AVG	TP	AVG
1966-67	25	109-210	.519	70-97	.722	206	8.2	288	11.5
1967-68	25	239-507	.471	185-244	.758	494	19.8	663	26.5
1968-69	27	224-465	.482	201-278	.723	481	17.8	649	24.0
Totals	77	572-1182	.484	456-619	.737	1181	15.3	1600	20.8

Walk's Career NBA Stats

Team	Year	Games	Points	Avg	Rebounds	Avg
Phoenix	1969-70	82	669	8.2	455	5.5
Phoenix	1970-71	82	1,057	12.9	674	8.2
Phoenix	1971-72	81	1,268	15.7	665	8.2
Phoenix	1972-73	81	1,635	20.2	1,006	12.4
Phoenix	1973-74	82	1,381	16.8	837	10.2
New Orleans/New York	1974-75	67	482	7.2	339	5.1
New York	1975-76	82	603	7.4	389	4.7
New York	1976-77	11	62	5.6	27	2.5
Career Totals	Eight	568	7,157	12.6	4,392	7.7
Playoffs						
Phoenix	1969-70	5	40	8.0	35	7.0
New York	1974-75	3	10	3.3	5	1.7



INDIVIDUAL HONORS

All-Americans

1957-58	Joe Hobbs	Helms Athletic Foundation (10-man Third Team)
1964-65	Brooks Henderson	Helms Athletic Foundation (36-man Team)
1967-68	Neal Walk	Associated Press (Five-man Second Team) United Press International (Five-man Second Team)
1968-69	Neal Walk	Associated Press (Five-man Third Team) United Press International (Five-man Third Team)
1969-70	Andy Owens	Helms Athletic Foundation (36-man Team)
1987-88	Livingston Chatman	Associated Press (Five-man All-Freshman Team)
	Vernon Maxwell	Associated Press (Honorable Mention)
1988-89	Dwayne Schintzius	Associated Press (Honorable Mention) United Press International (Honorable Mention) The Sporting News
1992-93	Stacey Poole	Associated Press (Honorable Mention)
1993-94	Dan Cross	Associated Press (Honorable Mention)
1994-95	Dan Cross	Associated Press (Honorable Mention)
1998-99	Mike Miller	Sports Illustrated All-Freshman Basketball News' All-Freshman (First Team)
1999-2000	Donnell Harvey	Basketball News' All-Freshman (First Team)
2000-01	Teddy Dupay	Associated Press (Honorable Mention)
	Udonis Haslem	Associated Press (Third Team)
	Brett Nelson	Associated Press (Honorable Mention) ESPN.com (Third Team)
2001-02	Matt Bonner	Associated Press (Honorable Mention)
	Udonis Haslem	Associated Press (Honorable Mention)
2002-03	Matt Bonner	Associated Press (Honorable Mention) Sports Illustrated.com (Honorable Mention)
2003-04	Anthony Roberson	Associated Press (Honorable Mention)
2004-05	Anthony Roberson	Associated Press (Honorable Mention)
2005-06	Joakim Noah	Associated Press (Honorable Mention) Basketball Times (Third Team)
2006-07	Joakim Noah	Associated Press (Second Team) Wooden All-America Team NABC All-America (Second Team) USBWA All-America (Second Team)
	Al Horford	Associated Press (Third Team) Basketball Times (Second Team) NABC All-America (Second Team)
	Corey Brewer	Associated Press (Honorable Mention)
	Taurean Green	Associated Press (Honorable Mention)
2010-11	Chandler Parsons	Associated Press (Honorable Mention)
2013-14	Scottie Wilbekin	Associated Press (Third Team) NABC All-America (Third Team) Sporting News (Third Team) USA Today (Honorable Mention)
	Casey Prather	Associated Press (Honorable Mention) Wooden All-America USA Today (Honorable Mention)
	Patric Young	Associated Press (Honorable Mention) Senior CLASS

ESPN.com Coach of the Year

2000-01 Billy Donovan

United States Sports Academy Coach of the Year

2007 Billy Donovan

Regional Coach of the Year

1999-2000	Billy Donovan	NABC District VI
2002-03	Billy Donovan	NABC District VI
2010-11	Billy Donovan	USBWA District IV
2012-13	Billy Donovan	NABC District 21
2013-14	Billy Donovan	USBWA District IV

NABC Pete Newell Big Man of the Year

2013-14 Patric Young

Regional Player of the Year

2010-11 Chandler Parsons USBWA District IV

All-Region Teams

1998-99	Mike Miller	USBWA District IV (Second Team) NABC District VI (Second Team)
1999-2000	Mike Miller	NABC District VI (First Team) USBWA District IV (First Team) Basketball News All-South Region
	Udonis Haslem	NABC District VI (Second Team)
	Donnell Harvey	NABC District VI (Second Team)
2000-01	Udonis Haslem	NABC District VI (First Team) USBWA District IV (First Team)
	Brett Nelson	NABC District VI (First Team) USBWA District IV (First Team)

2001-02	Matt Bonner	USBWA District IV (First Team) Basketball Times All-South Team
	Udonis Haslem	USBWA District IV (First Team) Basketball Times All-South Team
	Brett Nelson	NABC/Pontiac District VI (First Team)
2002-03	Matt Bonner	USBWA District IV (First Team) NABC District VI (First Team)
2003-04	Anthony Roberson	USBWA District IV (First Team) NABC District VI (First Team)
	David Lee	NABC District VI (Second Team)
2004-05	Anthony Roberson	USBWA District IV (First Team) NABC District VI (First Team)
	David Lee	NABC District VI (Second Team)
2005-06	Joakim Noah	USBWA District IV (First Team) NABC District VI (First Team)
	Taurean Green	USBWA District IV (First Team) NABC District VI (First Team)
	Corey Brewer	NABC District VI (Second Team)
	Al Horford	NABC District VI (Second Team)
2006-07	Joakim Noah	USBWA All-District NABC All-District (First Team)
	Al Horford	USBWA All-District NABC All-District (First Team)
	Corey Brewer	USBWA All-District NABC All-District (Second Team)
	Taurean Green	NABC All-District (First Team)
2007-08	Nick Calathes	USBWA All-District IV (First Team) NABC All-District VI (First Team)
2008-09	Nick Calathes	USBWA All-District IV (First Team) NABC All-District 21 (First Team)
2010-11	Chandler Parsons	NABC All-District 21 (First Team) USBWA All-District IV (First Team)
	Erving Walker	NABC All-District 21 (Second Team)
2011-12	Bradley Beal	NABC All-District 21 (Second Team) USBWA All-District IV
	Kenny Boynton	NABC All-District 21 (Second Team) USBWA All-District IV
2012-13	Erik Murphy	NABC All-District 21 (First Team)
	Kenny Boynton	NABC All-District 21 (Second Team) USBWA All-District IV
2013-14	Casey Prather	USBWA All-District IV
	Scottie Wilbekin	USBWA All-District IV

National Individual Statistical Champions

1968	Neal Walk	Rebounding Average (19.8, 494 in 25 games)
1989	Dwayne Davis	FG Pct. (.622, 179-248)

SEC Individual Statistical Champions

1961-62	Cliff Luyk	Rebounding (15.3 rpg, 352 in 23 games)
1966-67	Gary Keller	Rebounding (11.3 rpg, 282 in 25 games)
1967-68	Neal Walk	Rebounding (19.8 rpg, 494 in 25 games)
1968-69	Neal Walk	Rebounding (17.9 rpg, 464 in 26 games)
1971-72	Tony Miller	Scoring (26.7 ppg, 507 in 19 games)
1974-75	Bruno Caldwell	Free Throw Percentage (.887, 102-115)
1975-76	Gene Shy	Free Throw Percentage (.844, 103-122)
1976-77	Al Bonner	Free Throw Percentage (.863, 82-95)
1981-82	Ronnie Williams	Scoring (21.3 ppg, 575 in 27 games)
1982-83	Eugene McDowell	Field Goal Percentage (.646, 203-314)
1986-87	Chris Capers	Field Goal Percentage (.629, 110-175)
	Dwayne Schintzius	Blocks (2.8 bpg, 95 in 34 games)
1987-88	Ronnie Montgomery	Assists (5.6 apg, 189 in 34 games)
	Dwayne Schintzius	Blocks (2.4 bpg, 84 in 35 games)
1988-89	Dwayne Schintzius	Rebounding (9.7 rpg, 290 in 30 games)
	Dwayne Davis	Field Goal Percentage (.722, 179-248)
1994-95	Dan Cross	Free Throw Percentage (.843, 150-178)
1996-97	Greg Stolt	Free Throw Percentage (.847, 100-118)
1997-98	Kenyan Weaks	3-Pt FG Pct. (.508, 61-120)
1998-99	Greg Stolt	3-Pt FG Pct. (.438, 78-178)
2000-01	Udonis Haslem	Field Goal Percentage (.562, 159-283)
2002-03	Matt Bonner	3-Pt FG Pct. (.474, 63-133)
2003-04	Anthony Roberson	3-Pt FG Pct. (.425, 99-233) 3-Pt FG Per Game (3.3)
2004-05	Anthony Roberson	Free Throw Percentage (.900, 81-90)
2005-06	Joakim Noah	Field Goal Percentage (.627, 202-322)
	Lee Humphrey	3-Pt. FG Pct. (.459, 113-246)
2006-07	Taurean Green	Free Throw Percentage (.849, 141-166)
	Lee Humphrey	3-Pt. FG Pct. (.459, 113-246)
	Al Horford	Defensive Rebounds (6.95 per game)
2007-08	Nick Calathes	Assists (6.1 apg, 221 in 36 games)
2008-09	Nick Calathes	Assists (6.4 apg, 231 in 36 games)
2011-12	Erving Walker	Assist/Turnover Ratio (2.24, 170/76)
2012-13	Erik Murphy	3-Pt FG Pct. (.453, 72-159)
	Scottie Wilbekin	Assist/Turnover Ratio (2.35, 174/74)
2013-14	Michael Frazier II	3-Pt. FG Pct. (.447, 118-264)

INDIVIDUAL HONORS

Casey Prather Field Goal percentage (.603, 190-315)

SEC Individual Records

1988-89	Dwayne Davis	Season FG Percentage, min 200 attempts (.722 - 179-248)
1988-91	Dwayne Davis	Career FG Percentage, min 500 attempts (.641 - 572-892)
1984-87	Joe Lawrence	Career 3-Point FG Percentage, min. 100 att. (.504 - 64-127)

NCAA Tournament Records

2006	Joakim Noah	Single Tournament Blocked Shots (29)
2004-07	Lee Humphrey	Career 3-Pt. Leader (47)

SEC Coach of the Year

1991-92	Lon Kruger (AP/Coaches)
1993-94	Lon Kruger (AP/Coaches)
2010-11	Billy Donovan
2012-13	Billy Donovan
2013-14	Billy Donovan

SEC Player of the Year

2010-11	Chandler Parsons
2013-14	Scottie Wilbekin

SEC Freshman of the Year

1980-81	Ronnie Williams
1983-84	Andrew Moten
2002-03	Anthony Roberson
2007-08	Nick Calathes (co-recipient)

SEC Newcomer of the Year

2007-08	Nick Calathes
---------	---------------

SEC Defensive Player of the Year

2005-06	Corey Brewer (co-recipient)
2013-14	Patric Young

SEC Sixth Man of the Year

2006-07	Chris Richard
2013-14	Dorian Finney-Smith

All-SEC Selections

1949-50	Hans Tanzler	Associated Press (Third Team)
1950-51	Harry Hamilton	Associated Press (Third Team)
1951-52	Rick Casares	Associated Press (Second Team)
1952-53	Curt Cunkle	Associated Press (First Team)
	Rick Casares	Associated Press (Second Team)
1954-55	Bob Emrick	Associated Press (Second Team)
	Sonny Powell	Associated Press (Third Team)
1955-56	Bob Emrick	Associated Press (Third Team)
1956-57	Joe Hobbs	Associated Press (Second Team)
		Coaches (10-man Team)
1957-58	Joe Hobbs	Associated Press (First Team)
		Coaches (10-man Team)
1960-61	Lou Merchant	Associated Press (Second Team)
		Coaches (10-man Team)
1961-62	Cliff Luyk	Associated Press (Second Team)
		Coaches (10-man Team)
1962-63	Tom Baxley	Associated Press (Third Team)
1963-64	Brooks Henderson	Associated Press (Second Team)
1964-65	Brooks Henderson	Associated Press (Third Team)
		United Press International (Second Team)
		Coaches (10-man Team)
1965-66	Gary Keller	Associated Press (Second Team)
		United Press International (Second Team)
		Coaches (10-man Team)
1966-67	Skip Highley	Associated Press (Second Team)
		Coaches (10-man Team)
	Gary Keller	Associated Press (Second Team)
		United Press International (First Team)
		Coaches (10-man Team)
	David Miller	Associated Press (Honorable Mention)
1967-68	Andy Owens	Associated Press (Honorable Mention)
	Neal Walk	Associated Press (First Team)
		United Press International (First Team)
		Coaches (First Team)
1968-69	Neal Walk	Associated Press (First Team)
		United Press International (First Team)
		Coaches (10-man Team)
	Andy Owens	Associated Press (Third Team)

1969-70	Andy Owens	Associated Press (First Team)
		United Press International (Second Team)
		Coaches (10-man Team)
1970-71	Jerry Hoover	Associated Press (Third Team)
	Tony Miller	Associated Press (Third Team)
1971-72	Tony Miller	Associated Press (First Team)
		United Press International (First Team)
		Coaches (10-man Team)
1972-73	Chip Williams	Associated Press (Second Team)
	Tony Miller	United Press International (Second Team)
1973-74	Chip Williams	Associated Press (First Team)
		United Press International (First Team)
		Coaches (11-man Team)
1974-75	Gene Shy	Associated Press (Third Team)
	Chip Williams	Associated Press (Third Team)
		United Press International (Third Team)
1975-76	Gene Shy	Associated Press (Third Team)
		United Press International (Third Team)
	Bob Smyth	Associated Press (Third Team)
		United Press International (Third Team)
1976-77	Bob Smyth	Associated Press (Second Team)
		United Press International (Third Team)
		Coaches (10-man Team)
	Al Bonner	United Press International (Third Team)
1977-78	Richard Gasper	Coaches (10-man Team)
1978-79	Malcolm Cesare	United Press International (Third Team)
1979-80	Reggie Hannah	Associated Press (Third Team)
		United Press International (Third Team)
1980-81	Vernon Delancy	Associated Press (Third Team)
		United Press International (Third Team)
1980-81	Ronnie Williams	Associated Press (Third Team)
		United Press International (Second Team)
		Coaches (11-man Team)
1981-82	Ronnie Williams	Associated Press (Second Team)
		United Press International (Second Team)
		Coaches (11-man Team)
1982-83	Ronnie Williams	Associated Press (Second Team)
		United Press International (Second Team)
	Eugene McDowell	Associated Press (Third Team)
		Coaches (10-man Team)
1983-84	Ronnie Williams	Associated Press (Second Team)
		United Press International (Second Team)
		Coaches (10-man Team)
	Eugene McDowell	Associated Press (Third Team)
1984-85	Eugene McDowell	Associated Press (First Team)
		United Press International (First Team)
		Coaches (10-man Team)
	Andrew Moten	Associated Press (Second Team)
		United Press International (Second Team)
1985-86	Vernon Maxwell	Associated Press (Second Team)
		United Press International (Second Team)
		Coaches (10-man Team)
	Andrew Moten	Associated Press (Second Team)
		United Press International (Second Team)
1986-87	Vernon Maxwell	Associated Press (First Team)
		United Press International (First Team)
		Coaches (10-man Team)
	Andrew Moten	Associated Press (Second Team)
		United Press International (Second Team)
		Coaches (10-man Team)
1987-88	Vernon Maxwell	Associated Press (First Team)
		United Press International (First Team)
		Coaches (First Team)
	Dwayne Schintzius	Associated Press (Third Team)
		United Press International (Second Team)
1988-89	Dwayne Schintzius	Associated Press (First Team)
		United Press International (First Team)
		Coaches (First Team)
	Livingston Chatman	Associated Press (Third Team)
		United Press International (Third Team)
	Dwayne Davis	Associated Press (Third Team)
		United Press International (Third Team)
1989-90	Clifford Lett	Associated Press (Third Team)
	Dwayne Davis	Associated Press (Third Team)
		United Press International (Second Team)
1990-91	Dwayne Davis	Associated Press (Second Team)
		Coaches (First Team)
1991-92	Stacey Poole	Associated Press (Second Team)
		Coaches (11-man Team)
1992-93	Stacey Poole	Associated Press (First Team)
		Coaches (First Team)

INDIVIDUAL HONORS

	Andrew DeClercq	Players (First Team) Coaches (Second Team)
1993-94	Dan Cross	Players (Second Team) Associated Press (First Team) Coaches (First Team)
	Craig Brown	Associated Press (Second Team) Coaches (Second Team)
	Andrew DeClercq	Associated Press (Third Team) Coaches (Third Team)
1994-95	Dan Cross	Associated Press (First Team) Coaches (First Team)
	Andrew DeClercq	Associated Press (Third Team) Coaches (First Team)
1995-96	Dametri Hill	Associated Press (Second Team) Coaches (Second Team)
1996-97	Greg Stolt	Coaches (Third Team)
1997-98	Jason Williams	Associated Press (Honorable Mention)
1998-99	Udonis Haslem Mike Miller	Coaches (Third Team) Coaches (Third Team)
1999-00	Mike Miller	Associated Press (Second Team) Coaches (Unanimous First Team)
	Udonis Haslem	Associated Press (Third Team) Coaches (Third Team)
	Teddy Dupay Kenyan Weaks	Associated Press (Third Team) Associated Press (Third Team)
2000-01	Udonis Haslem	Associated Press (First Team) Coaches (First Team)
	Brett Nelson	Associated Press (First Team) Coaches (First Team)
2001-02	Matt Bonner Udonis Haslem	Associated Press (Third Team) Associated Press (First Team) Coaches (First Team)
	Matt Bonner	Associated Press (Second Team) Coaches (Second Team)
	Brett Nelson	Associated Press (Second Team) Coaches (Second Team)
2002-03	Matt Bonner	Associated Press (First Team) Coaches (First Team)
2003-04	Anthony Roberson	Associated Press (First Team) Coaches (First Team)
	Matt Walsh	Associated Press (Second Team) Coaches (Second Team)
	David Lee	Associated Press (Third Team) Coaches (Second Team)
2004-05	Anthony Roberson	Associated Press (First Team) Coaches (First Team)
	David Lee	Associated Press (Second Team) Coaches (First Team)
	Matt Walsh	Coaches (Second Team)
2005-06	Joakim Noah	Associated Press (First Team) Coaches (First Team)
	Taurean Green	Associated Press (Second Team) Coaches (Second Team)
	Al Horford	Associated Press (Honorable Mention) Coaches (Second Team)
	Corey Brewer	Associated Press (Honorable Mention)
2006-07	Al Horford	Associated Press (First Team) Coaches (First Team)
	Corey Brewer	Associated Press (Second Team) Coaches (First Team)
	Joakim Noah	Associated Press (Second Team) Coaches (First Team)
	Taurean Green	Associated Press (Honorable Mention) Coaches (Second Team)
2007-08	Nick Calathes	Associated Press (Second Team) Coaches (Second Team)
2008-09	Nick Calathes	Associated Press (First Team) Coaches (First Team)
2009-10	Erving Walker	Coaches (Second Team)
2010-11	Chandler Parsons	Associated Press (First Team) Coaches (First Team)
	Erving Walker	Associated Press (Second Team) Coaches (Second Team)
	Kenny Boynton	Associated Press (Honorable Mention) Coaches (Second Team)
2011-12	Bradley Beal	Associated Press (Second Team) Coaches (First Team)
	Kenny Boynton	Associated Press (Second Team) Coaches (First Team)
	Erving Walker	Associated Press (Honorable Mention) Coaches (Second Team)
2012-13	Erik Murphy	Associated Press (First Team) Coaches (First Team)
	Kenny Boynton	Associated Press (Honorable Mention) Coaches (Second Team)

	Mike Rosario	Associated Press (Honorable Mention) Coaches (Second Team)
	Patric Young	Associated Press (Honorable Mention) Coaches (Second Team)
2013-14	Scottie Wilbekin Casey Prather	Associated Press (Honorable Mention) Associated Press (First Team) Coaches (First Team)
	Scottie Wilbekin	Associated Press (First Team) Coaches (First Team)
	Patric Young	Associated Press (Second Team) Coaches (Second Team)

SEC All-Tournament Teams

(1933-2008, 2012; Also served as All-SEC Team from 1933-48)

1934	Jim Hughes	G - First Team
	Bob Warner	C - Second Team
	Welcome Shearer	G - Second Team
1952	Rick Casares	F - Second Team
1985	Andrew Moten	G
1988	Vernon Maxwell	G
1989	Livingston Chatman*	F
	Dwayne Schintzius	C
1994	Craig Brown	G
2004	Anthony Roberson	G
2005	Matt Walsh*	G
	David Lee	F
2006	Taurean Green*	G
	Corey Brewer	G/F
	Joakim Noah	F/C
2007	Al Horford*	F/C
	Corey Brewer	F
	Taurean Green	G
	Joakim Noah	F
2012	Bradley Beal	G
	Erik Murphy	F
2013	Kenny Boynton	G
	Erik Murphy	F
2014	Scottie Wilbekin*	G
	Michael Frazier II	G
	Patric Young	C

*Most Valuable Player

SEC All-Freshman Teams

1986-87	Dwayne Schintzius
1987-88	Livingston Chatman
1990-91	Craig Brown
1991-92	Andrew DeClercq
1997-98	Brent Wright
1998-99	Teddy Dupay Udonis Haslem Mike Miller
1999-2000	Donnell Harvey
2001-02	David Lee
2002-03	Anthony Roberson Matt Walsh
2004-05	Corey Brewer
2007-08	Nick Calathes Jai Lucas Chandler Parsons
2008-09	Erving Walker
2009-10	Kenny Boynton
2010-11	Patric Young
2011-12	Bradley Beal
2012-13	Michael Frazier II

SEC All-Defensive Team

2012-13	Scottie Wilbekin Patric Young
2013-14	Scottie Wilbekin Patric Young

SEC Good Works/Community Service Team

1999	Patrick O'Connor
2000	Brent Wright
2001	Matt Bonner
2002	Matt Bonner
2003	Matt Bonner
2004	David Lee
2005	David Lee
2006	Lee Humphrey
2007	Lee Humphrey
2008	Walter Hodge
2009	Walter Hodge
2010	Dan Werner

INDIVIDUAL HONORS

2011	Chandler Parsons
2012	Will Yeguete
2013	Patric Young
2014	Will Yeguete

Legends of SEC Basketball Honorees

1999	Tony Miller
2000	Neal Walk
2001	Andy Owens
2002	Chip Williams
2003	Gary Keller
2004	Gene Shy
2005	Stacey Poole
2006	Andrew Moten
2007	Andrew DeClerq
2008	Dan Cross
2009	Eugene McDowell
2010	Bob Emrick
2011	Craig Brown
2012	Mike Miller
2013	Bill Koss
2014	Greg Stolt

Academic All-Americans of the Year

2001-02	Matt Bonner
2002-03	Matt Bonner

Creamland Dairies College Basketball Student-Athlete of the Year

2002-03	Matt Bonner
---------	-------------

Academic All-Americans

1968-69	Mike Leatherwood	Third Team
1969-70	Andy Owens	Second Team
1971-72	Tony Miller	Second Team
1977-78	Ric Clarson	Sixth Team
2000-01	Matt Bonner	Second Team
2001-02	Matt Bonner	First Team
2002-03	Matt Bonner	First Team
2005-06	Lee Humphrey	Second Team
2006-07	Lee Humphrey	First Team
2013-14	Patric Young	Third Team

SEC Scholar-Athlete of the Year

2005-06	Lee Humphrey
2006-07	Lee Humphrey
2009-10	Ray Shipman
2011-12	Patric Young
2012-13	Patric Young
2013-14	Patric Young

NCAA Postgraduate Scholarship Recipients

1969-70	Andy Owens
1972-73	Tony Miller
2002-03	Matt Bonner
2006-07	Lee Humphrey

SEC Academic Honor Roll

1962-63	Tom Baxley	Second Team
1963-64	Brooks Henderson	First Team
	Tom Baxley	Second Team
	Skip Highley	Second Team
1964-65	Brooks Henderson	First Team
	Tom Baxley	Second Team
1966-67	Gary Keller	First Team
	Skip Highley	First Team
	Boyd Welsch	Honorable Mention
1968-69	Andy Owens	First Team
	Mike Leatherwood	First Team
1969-70	Andy Owens	First Team
1970-71	Ed Lukco	Second Team
	Tony Duva	Honorable Mention
1971-72	Tony Miller	First Team
	Jerry Hoover	Second Team
1972-73	Tony Miller	First Team
1973-74	Don Bostic	Honorable Mention
1974-75	Chip Williams	First Team
	Al Bonner	Second Team
	Larry Brewster	Honorable Mention

1975-76	Bob Smyth	First Team
	Mike Lederman	First Team
	Al Bonner	Second Team
	Don Bostic	Second Team
1976-77	Bob Smyth	First Team
	Al Bonner	First Team
	Larry Brewster	First Team
	Ric Clarson	Honorable Mention
	Don Bostic	Honorable Mention
	Chuck Fritz	Honorable Mention
1977-78	Larry Brewster	First Team
	Ric Clarson	First Team
	Chuck Fritz	First Team
1978-79	Ric Clarson	First Team
1984-85	Rollie Castineyra	Public Relations/3.05
	Joe Lawrence	Engineering/3.60
	Danny Sheldon	Management/3.00
1985-86	Joe Lawrence	Engineering/3.53
	Pat Lawrence	Business/3.53
1986-87	Joe Lawrence	Industrial Engineering/3.31
	Pat Lawrence	Finance/3.09
1987-88	Bill Gurley	Computer Science/3.77
	Pat Lawrence	Finance/3.06
1992-93	Clayton Bates	Exercise & Sports Science/3.05
	Svein Dyrkolbotn	Electrical Engineering/3.05
	Martti Kuisma	Economics/3.26
1993-94	Martti Kuisma	Economics/3.10
1994-95	Clayton Bates	Sports Medicine/3.09
	Andrew DeClerq	History/3.20
	Svein Dyrkolbotn	Civil Engineering/3.28
	Joel Reinhart	Exercise & Sports Science/3.01
	Dan Williams	Ath. Administration/3.12
1995-96	Clayton Bates	Exercise & Sports Science/3.84
	Joel Reinhart	Exercise & Sports Science/3.17
	Dan Williams	Exercise & Sports Science/3.27
1996-97*	Greg Cristell	Business Administration/3.40
	Mike McFarland	Microbiology/3.89
	Eddie Nunez	Exercise & Sports Science/3.00
	Joel Reinhart	Exercise & Sports Science/3.03
	Greg Stolt	Exercise & Sports Science/3.24
	Dan Williams	Exercise & Sports Science/3.10*
1997-98	Greg Cristell	Business Administration/3.38
	Mike McFarland	Microbiology/3.96
	Obiora Nnaji	Political Science/3.19
	Eddie Nunez	Sports Management/3.24
	Greg Stolt	Sports Management/3.01
	Dan Williams	Sports Management/3.56
1998-99	Obiora Nnaji	Political Science/3.13
	Patrick O'Connor	Political Science/4.00
	Greg Stolt	Sports Management/3.47
	Mark Timinski	Business/3.15
	Brent Wright	Sociology/3.18
1999-00	Teddy Dupay	Sociology/3.38
2000-01	Matt Bonner	Business
	Teddy Dupay	Sociology
	David Kliewer	Finance
2001-02	Matt Bonner	Business Administration
	LaDarius Halton	Sociology
	Brett Nelson	Sociology
	David Kliewer	Sociology
	Brent Wright	Finance
2002-03	Matt Bonner	Business Administration
	Seth Haimovitch	Sport Management
	David Lee	Sociology
2003-204	Seth Haimovitch	Sport Management
	David Lee	Sociology
2004-05	David Lee	Sociology
	Lee Humphrey	Exercise and Physiology
2005-06	Jack Berry	Business
	Corey Brewer	Social and Behavioral Sciences
	Al Horford	Social and Behavioral Sciences
	Lee Humphrey	Exercise and Physiology
	Garrett Tyler	Engineering
2006-07	Jack Berry	Business
	Corey Brewer	Social and Behavioral Sciences
	Al Horford	Social and Behavioral Sciences
	Lee Humphrey	Exercise and Physiology
	Garrett Tyler	Engineering
2007-08	Walter Hodge	Social and Behavioral Sciences
	Jonathan Mitchell	Social and Behavioral Sciences
	Dan Werner	Social and Behavioral Sciences
2008-09	Adam Allen	Social and Behavioral Sciences
	Nick Calathes	Social and Behavioral Sciences
	Hudson Fricke	Social and Behavioral Sciences

INDIVIDUAL HONORS

	Dan Werner	Social and Behavioral Sciences
2009-10	Adam Allen	Telecommunications Production
	Hudson Fricke	Event Management
	Kyle McClanahan	Finance
	Chandler Parsons	Telecommunications Productions
	Ray Shipman	Sports Management
2010-11	Kyle McClanahan	Finance
2011-12	Will Yeguete	Political Science
	Patric Young	Telecommunications
2012-13	Jacob Kurtz	Mechanical Engineering
	Will Yeguete	International Studies
	Patric Young	Telecommunications
2013-14*	Billy Donovan	Political Science
	Dorian Finney-Smith	Family, Youth and Community Sciences
	Michael Frazier II	Telecommunications
	Dillon Graham	Behavioral Studies
	Jacob Kurtz	Mechanical Engineering
	DeVon Walker	Sport Management
	Will Yeguete	International Studies
	Patric Young	Telecommunications

* Florida's eight Academic Honor Roll selections in 2013-14 were a league record

SEC First-Year Academic Honor Roll

2011-12	Bradley Beal	Social and Behavioral Sciences
2012-13	Michael Frazier II	Social and Behavioral Sciences
	Braxton Ogbueze	Social and Behavioral Sciences
	DeVon Walker	Social and Behavioral Sciences

Doug Belden Award

(Top UF Graduating Student-Athlete for All Sports)

1976	Eugene Shy
1999	Greg Stolt
2008	Lee Humphrey
2014	Patric Young

Ben Hill Griffin Award

(Top UF Male Student-Athlete for All Sports)

2000	Brent Wright
2003	Matt Bonner
2014	Patric Young

Frontier National Most Courageous Player

1999	Eddie Shannon
------	---------------

Legends of Coaching Award

2010	Billy Donovan
------	---------------

NCAA All-Final Four Tournament Team

2000	Udonis Haslem
2006	Joakim Noah,* Corey Brewer, Taurean Green, Al Horford, Lee Humphrey
2007	Corey Brewer,* Al Horford, Lee Humphrey

* Most Outstanding Player

NCAA All-Tournament Team

1994	Craig Brown*	All-East Regional Team
	Dan Cross	All-East Regional Team
	Andrew DeClercq	All-East Regional Team
2000	Udonis Haslem	All-East Regional Team
	Mike Miller*	All-East Regional Team
	Brett Nelson	All-East Regional Team
2006	Corey Brewer	All-Minneapolis Regional Team
	Taurean Green	All-Minneapolis Regional Team
	Joakim Noah*	All-Minneapolis Regional Team
2007	Taurean Green*	All-Midwest Regional Team
	Lee Humphrey	All-Midwest Regional Team
2012	Bradley Beal	All-West Regional Team
2013	Erik Murphy	All-South Regional Team
	Mike Rosario	All-South Regional Team
2014	Michael Frazier II	All-South Regional Team
	Scottie Wilbekin*	All-South Regional Team

* Most Outstanding Player

NIT All-Tournament Team

1992	Stacey Poole	NIT All-Tournament
------	--------------	--------------------

SEC Player of the Week

(1985-2012)	
Jan. 28, 1985	Vernon Maxwell (co-recipient)
Jan. 6, 1986	Vernon Maxwell
Feb. 3, 1986	Vernon Maxwell (co-recipient)
Jan. 26, 1987	Vernon Maxwell

Feb. 1, 1988	Vernon Maxwell
Jan. 30, 1989	Dwayne Schintzius
Jan. 6, 1991	Stacey Poole
Jan. 24, 1994	Dan Cross
Jan. 31, 1994	Dan Cross*
Dec., 1994	Dan Cross
Jan. 29, 1996	Dametri Hill
Dec. 15, 1996	Greg Stolt
Nov. 13-19, 2000	Teddy Dupay
Feb. 19-25, 2001	Udonis Haslem*
Feb. 26-March 4, 2001	Brett Nelson*
Feb. 18-24, 2002	Matt Bonner
Feb. 4-10, 2002	Udonis Haslem
Nov. 18-24, 2002	Matt Walsh
Jan. 6-12, 2003	Anthony Roberson
March 3-9, 2003	Matt Bonner
Nov. 24-30, 2003	Matt Walsh
Jan. 5-11, 2004	David Lee
Jan. 17-23, 2005	Anthony Roberson
Nov. 21-27, 2005	Taurean Green
Dec. 26, 2005-Jan. 1, 2006	Joakim Noah
March 6-12, 2006	Joakim Noah
Jan. 15-21, 2007	Lee Humphrey
Jan. 5-11, 2009	Nick Calathes
Nov. 30-Dec. 6 2009	Erving Walker
Dec. 12, 2010	Kenny Boynton
Feb. 7, 2011	Chandler Parsons
Dec. 12, 2011	Patric Young
Dec. 19, 2011	Kenny Boynton
Jan. 28, 2013	Scottie Wilbekin
Dec. 2, 2013	Casey Prather (co)
Dec. 16, 2013	Scottie Wilbekin
Jan. 27, 2014	Michael Frazier II (co)
Feb. 17, 2014	Scottie Wilbekin
March 10, 2014	Michael Frazier II

* Consecutive Weeks

SEC Rookies of the Week

(1988-92)	
December, 1987	Livingston Chatman
March 4, 1990	Stacey Poole
January 27, 1991	Craig Brown
March 2, 1992	Dan Cross

SEC Freshman of the Week

(2006-12)	
Dec. 10, 2007	Nick Calathes
Jan. 14, 2008	Nick Calathes
Nov. 28, 2011	Bradley Beal
Dec. 12, 2011	Bradley Beal
Dec. 26, 2011	Bradley Beal
Jan. 30, 2012	Bradley Beal
Feb. 6, 2012	Bradley Beal
Feb. 20, 2012	Bradley Beal
Dec. 3, 2012	Michael Frazier II
Feb. 18, 2013	Michael Frazier II

NABC All-Star Game

1967	Gary Keller
1969	Neal Walk (MVP)
1985	Eugene McDowell
1987	Andrew Moten
1988	Vernon Maxwell
1995	Lon Kruger (Coach)
1996	Dametri Hill (MVP)

Compaq College Basketball Play of the Year

(Most Significant)	
2000	Mike Miller (last-second shot vs. Butler)

USA Basketball – Junior World Championships

1987	Dwayne Schintzius
1991	Craig Brown
1991	Lon Kruger (Coach)
1998	Mike Miller

World University Games

1995	Lon Kruger (Coach)
------	--------------------

INDIVIDUAL HONORS

FIBA Championships

Year	Event	Location	Result
Bradley Beal* (USA)			
2010	U17 World Championships	Germany	Gold Medal/MVP
Nick Calathes^ (Greece)			
2009	EuroBasket	Poland	Bronze Medal
2010	World Championships	Turkey	Round of 16
2011	EuroBasket	Lithuania	6th Place
2012	Olympic Qualifying Tournament	Venezuela	Quarterfinals/DNQ
2014	World Cup	Spain	??????
Billy Donovan (USA - Head Coach)			
2012	U18 Americas	Brazil	Gold Medal
2013	U19 World Championships	Czech Republic	Gold Medal
2014	U18 Americas	Colorado Springs	Gold Medal
Michael Frazier II (USA)			
2013	U19 World Championships	Czech Republic	Gold Medal
Walter Hodge^ (Virgin Islands)			
2014	Centrobasket	Mexico	2-2 in Group Play
Al Horford^ (Dominican Republic)			
2008	Centrobasket	Mexico	Bronze Medal
2009	Americas	Puerto Rico	5th Place
2011	Americas	Argentina	Bronze Medal
2012	Centrobasket	Puerto Rico	Gold Medal
2012	Olympic Qualifier	Venezuela	4th Place/DNQ
Lon Kruger (USA - Head Coach)			
1991	Junior World Championships	Canada	Gold Medal
Erik Murphy^ (Finland)			
2014	World Cup	Spain	???????
Joakim Noah (France)			
2011	Eurobasket	Lithuania	Silver Medal
Mike Rosario (Puerto Rico)			
2012	Centrobasket	Puerto Rico	Silver Medal
2014^	Centrobasket	Mexico	Silver Medal
Will Yeguete (France)			
2011	U20 European Championships	Spain	Bronze Medal
Patric Young (USA)			
2010*	U18 Americas	San Antonio	Gold Medal
2011	U19 World Championships	Latvia	5th Place

*Before enrolling at UF; ^After college career; This list is not comprehensive.

United States Olympic Festival

1981	Rob Harden
1981	Ronnie Williams
1982	Eugene McDowell
1990	Lon Kruger (Coach)
1991	Craig Brown

McDonald's All-Americans

1975	*Ric Clarson (U.S. All-Stars)
1981	Eugene McDowell
1986	Dwayne Schintzius
1988	Stacey Poole
1998	Teddy Dupay (Good Sportsmanship Award), Mike Miller
1999	Donnell Harvey (Slam Dunk Champion), Brett Nelson (Good Sportsmanship Award)

Last-Second Game-Winners (Since 1972)

DATE	OPPONENT	SHOT	TIME	FINAL
January 23, 2010	South Carolina	Chandler Parsons 30-foot three pointer	0:00	56-55
January 3, 2010	at North Carolina State	Chandler Parsons 75-foot three pointer	0:00	62-61 (OT)
March 12, 2004	vs. Alabama (SEC)	Lee Humphrey 17-foot jumper	0:00	75-73
November 28, 2003	vs. Arizona	Bonell Colas lay-up	0:07.3	78-77
January 11, 2003	Georgia	Anthony Roberson 25-foot three pointer	0:00	66-63
January 10, 2001	Mississippi State	Brett Nelson 12-foot jumper	0:00.5	82-81
March 17, 2000	Butler (NCAA)	Mike Miller 10-foot leaner	0:00	69-68 (OT)
March 2, 1996	at Tennessee	Dametri Hill 18-footer	0:00	73-71
March 17, 1994	James Madison (NCAA)	Dan Cross layup	0:07.2	64-62
January 9, 1993	Vanderbilt	Stacey Poole 18-footer	0:00	62-61
December 4, 1992	at South Florida	Craig Brown three-pointer	0:08	80-78
January 5, 1991	Auburn	Stacey Poole	0:01	84-82
March 10, 1989	vs. Georgia (SEC)	Dwayne Davis follow up	0:06	62-61
March 17, 1986	TCU (NIT)	Joe Lawrence	0:03	77-75
March 3, 1984	Mississippi State	Ronnie Williams turnaround jumper	0:01	60-59
January 4, 1984	at Mississippi State	Ronnie Williams	0:07	56-55
February 18, 1978	LSU	Ric Clarson jumper	0:00	73-72
January 12, 1976	Alabama	Gene Shy hook shot	0:01	71-70
February 5, 1973	at Georgia Tech	Mike Lederman lay-up	0:07	87-85
January 27, 1973	Mississippi State	Chip Williams tip-in	0:03	66-64
January 15, 1972	Kentucky	Jerry Hoover lay-up	0:07	72-70

2001	Kwame Brown (Declared for NBA Draft), David Lee (Slam Dunk Champion), James White
2002	Anthony Roberson
2004	Corey Brewer
2007	Nick Calathes, Jai Lucas
2009	Kenny Boynton
2010	Patric Young
2011	Bradley Beal
2013	Kasey Hill, Chris Walker

*Clarson played in the McDonald's Capital Classic, precursor to the current McDonald's All-American Game, which began in 1978.

Florida Mr. Basketball

1984	Vernon Maxwell
1994	LeRon Williams
1998	Teddy Dupay
2000	Orien Greene
2003	Chris Richard
2007	Nick Calathes

The Lieutenant Fred Koss Memorial Award

Presented to the Gator senior who has displayed the most leadership, sacrifice, integrity and sportsmanship during his entire career, the award was established in 1974 by former Gator Bill Koss to honor his brother Lieutenant Fred Koss, who was shot down in Vietnam on July 7th, 1972, in his F-4 Phantom Jet.

1974	Tim Fletcher
1975	Joe Repass
1976	Mike Lederman
1977	Don Bostic
1978	Al Bonner
1979	Malcolm Cesare
1981	Mark Giombetti
1984	Ronnie Williams
1985	Eugene McDowell
1987	Joe Lawrence
1988	Pat Lawrence
1989	Clifford Lett
1991	Renaldo Garcia
1992	Brian Hogan
1993	Hosie Grimsley
1994	Craig Brown
1995	Svein Dyrkolbotn
1996	Clayton Bates
1997	Greg Williams
1998	Dan Williams
1999	Greg Stolt
2000	Kenyan Weaks
2001	Major Parker, Brent Wright
2002	Udonis Haslem
2003	Matt Bonner
2005	David Lee
2006	Adrian Moss
2007	Lee Humphrey, Chris Richard
2009	Walter Hodge
2010	Dan Werner
2011	Chandler Parsons, Alex Tyus
2012	Erving Walker
2013	Kenny Boynton, Erik Murphy
2014	Will Yeguete, Patric Young

GATORS IN THE PROS

All-Time NBA Draft Picks (35 total, 17 under Donovan)

Player	Year	Team	Round	Overall
Joe Hobbs	1958	Minneapolis	9th	63
Cliff Luyk	1962	New York	4th	29
Brooks Henderson	1965	Los Angeles Lakers	4th	33
Gary Keller	1967	Los Angeles Lakers	6th	59
David Miller	1968	Milwaukee	12th	159
Neal Walk	1969	Phoenix	1st	2
Andy Owens	1970	Seattle	11th	174
Eugene Shy	1976	New York	10th	163
Len Sanders	1977	Denver	8th	169
Larry Brewster	1978	San Antonio	10th	201
Malcom Cesare	1979	Phoenix	4th	86
Vernon Delancy	1984	Milwaukee	3rd	67
Ronnie Williams	1984	Boston	2nd	48
Eugene McDowell	1985	Milwaukee	3rd	68
Andrew Moten	1987	New Jersey	4th	72
Vernon Maxwell	1988	Denver	2nd	47
Dwayne Schintzius	1990	San Antonio	1st	24
Andrew DeClercq	1995	Golden State	2nd	34
Jason Williams	1998	Sacramento	1st	7
Donnell Harvey	2000	New York	1st	22
Mike Miller	2000	Orlando	1st	5
Matt Bonner	2003	Chicago	2nd	45
Christian Drejer	2004	New Jersey	2nd	51
David Lee	2005	New York	1st	30
Al Horford	2007	Atlanta	1st	3
Corey Brewer	2007	Minnesota	1st	7
Joakim Noah	2007	Chicago	1st	9
Chris Richard	2007	Minnesota	2nd	41
Taurean Green	2007	Portland	2nd	52
Marreese Speights	2008	Philadelphia	1st	16
Nick Calathes	2009	Minnesota	2nd	45
Chandler Parsons	2011	Houston	2nd	38
Vernon Macklin	2011	Detroit	2nd	52
Bradley Beal	2012	Washington	1st	3
Erik Murphy	2013	Chicago	2nd	49

NBA Draft Picks By Overall Selection

Player	Year	Team	Round	Overall
Neal Walk	1969	Phoenix	1	2
Bradley Beal	2012	Washington	1	3
Al Horford	2007	Atlanta	1	3
Mike Miller	2000	Orlando	1	5
Corey Brewer	2007	Minnesota	1	7
Jason Williams	1998	Sacramento	1	7
Joakim Noah	2007	Chicago	1	9
Marreese Speights	2008	Philadelphia	1	16
Donnell Harvey	2000	New York	1	22
Dwayne Schintzius	1990	San Antonio	1	24
Cliff Luyk	1962	New York	4	29
David Lee	2005	New York	1	30
Brooks Henderson	1965	Los Angeles Lakers	4	33
Andrew DeClercq	1995	Golden State	2	34
Chandler Parsons	2011	Houston	2	38
Chris Richard	2007	Minnesota	2	41
Nick Calathes	2009	Minnesota	2	45
Matt Bonner	2003	Chicago	2	45
Vernon Maxwell	1988	Denver	2	47
Ronnie Williams	1984	Boston	2	48
Erik Murphy	2013	Chicago	2	49
Christian Drejer	2004	New Jersey	2	51
Vernon Macklin	2011	Detroit	2	52
Taurean Green	2007	Portland	2	52
Gary Keller	1967	Los Angeles Lakers	6	59
Joe Hobbs	1958	Minneapolis	9	63
Vernon Delancy	1984	Milwaukee	3	67
Eugene McDowell	1985	Milwaukee	3	68
Andrew Moten	1987	New Jersey	4	72
Malcom Cesare	1979	Phoenix	4	86
David Miller	1968	Milwaukee	12	159
Eugene Shy	1976	New York	10	163
Len Sanders	1977	Denver	8	169
Andy Owens	1970	Seattle	11	174
Larry Brewster	1978	San Antonio	10	201

Draft Picks by Round

Round	Selections
1	11
2	11
3	2
4	4
6	1
8	1
9	1
10	2
11	1
12	1

Draft Picks by Team

Team	Selections
New York	4
Chicago	3
Milwaukee	3
Los Angeles Lakers	3*
Minnesota	3
Denver	2
New Jersey	2
Phoenix	2
San Antonio	2
Atlanta	1
Boston	1
Detroit	1
Golden State	1
Houston	1
Orlando	1
Philadelphia	1
Portland	1
Sacramento	1
Seattle	1
Washington	1

*Including 1 as Minneapolis Lakers

Draft Highlights

Florida has had 11 players drafted since 2007 and at least one player picked in eight of the last 11 years. UF has had eight first round picks since 2000 and have had multiple players selected three times during that time (2000, 2007 and 2011) after seeing it happen just once before in school history (1984).

Billy Donovan's playing background was as a point guard, but Erik Murphy became the 11th Gator big man (6-foot-9 or taller) to be drafted since 2003. Adding in Udonis Haslem, who entered the league as a free agent, those big men have gone on to five All-Star selections, two All-NBA teams, two NBA All-Defensive Teams, three NBA All-Rookie teams and five NBA championships.

NBA Championships

Vernon Maxwell	1994, 95	Houston Rockets
Udonis Haslem	2006, 12, 13	Miami Heat
Jason Williams	2006	Miami Heat
Matt Bonner	2007	San Antonio Spurs
Corey Brewer	2011	Dallas Mavericks
Mike Miller	2012, 13	Miami Heat

All-NBA Teams

Al Horford	2011 (3rd)	Atlanta Hawks
David Lee	2013 (3rd)	Golden State Warriors

NBA All-Stars

Al Horford	2010, 11	Atlanta Hawks
David Lee	2010, 13	New York Knicks (2010), Golden State Warriors (2013)
Joakim Noah	2013	Chicago Bulls

NBA Rookie of the Year

Mike Miller	2001	Orlando Magic
-------------	------	---------------

NBA Sixth Man of the Year

Mike Miller	2006	Memphis Grizzlies
-------------	------	-------------------

NBA All-Defensive Team

Joakim Noah	2011 (2nd), 2013 (1st)	Chicago Bulls
-------------	------------------------	---------------

GATORS IN THE PROS

NBA All-Rookie Team

Jason Williams	1999 (1st)	Sacramento Kings
Mike Miller	2001 (1st)	Orlando Magic
Udonis Haslem	2004 (2nd)	Miami Heat
Al Horford	2008 (1st)	Atlanta Hawks
Chandler Parsons	2012 (2nd)	Houston Rockets
Bradley Beal	2013 (1st)	Washington Wizards

NBA Stat Champions

Matt Bonner, 3-Point Pct.	2011	San Antonio Spurs	.457 (105-230)
---------------------------	------	-------------------	----------------

NBA Rookie of the Month

Mike Miller	Feb., (co) March 2001	Orlando Magic
Al Horford	Nov., Feb., March 2007-08 (East)	Atlanta Hawks
Bradley Beal	Dec., Jan. 2012-13 (East)	Washington Wizards

NBA Players of the Week

David Lee	2/1/09 (East)	New York Knicks
Al Horford	11/25/12 (East)	Atlanta Hawks
David Lee	12/16/12 (West)	Golden State Warriors
David Lee	2/3/13 (West)	Golden State Warriors

Gators in the NBDL

Player	Years in NBDL	Team(s)
Dwayne Schintzius	2002 (1)	Mobile Revelers
Greg Stolt	2002 (1)	Huntsville Flight
Brent Wright	2002 (1)	Greenville Groove Stats
Justin Hamilton	2004 (1)	Roanoke Dazzle
Anthony Roberson	2006-07 (2)	Arkansas RimRockers
Matt Walsh	2006 (1)	Arkansas RimRockers
Chris Richard	2008-10 (3)	Sioux Falls Skyforce, Tulsa 66ers
Lee Humphrey	2012 (1)	Rio Grande Valley Vipers

Gators in the CBA Draft

Player	Years at UF	Team	Round	Overall
Joe Lawrence	1984-87	Pensacola Tornados	2nd	17th
Clifford Lett	1987-90	Pensacola Tornados	7th	107th
Dwayne Davis	1988-91	Yakima Sun Kings	3rd	36th
Livingston Chatman	1988-91	Tulsa Fast Breakers	4th	66th
Stacey Poole	1990-93	Hartford Hellcats	1st	1st
Craig Brown	1991-94	Harrisburg Hammerheads	1st	15th
Andrew DeClercq	1992-95	Grand Rapids Hoops	7th	90th
Dan Cross	1992-95	Grand Rapids Hoops	7th	95th
Dametri Hill	1993-96	Florida Beachdogs	6th	65th
Kenyan Weaks	1997-2000	Grand Rapids Hoops	9th	85th

Gators In The CBA

Player	Years at UF	Years in CBA
Andrew Moten	1984-87	1985
Ronnie Williams	1981-84	1988
Eugene McDowell	1982-85	1992
Stacey Poole	1990-93	1994
Craig Brown	1991-94	1995
Clifford Lett	1987-90	1995
Kenny McClary	1985-88	1996
Dan Cross	1992-95	2001
Dametri Hill	1993-96	2001

BACK-TO-BACK NATIONAL CHAMPIONS

Billy Donovan

"Winning a national championship with no expectations – well maybe people can say, 'They got lucky, they got hot at the right time.' Then to win one with all of the expectations on you – I think they have to go down, in the word 'team,' as one of the greatest teams of all-time."

Al Horford

"We enjoyed the entire process, not just the end result. We enjoyed being around each other, playing ball with each other, we were a family, and I wouldn't trade this experience for anything in the world."

Joakim Noah

"People can say what they want, but in the end, they do have to say, 'Yeah, they did win back-to-back titles.'"

Lee Humphrey

"Just the opportunity to play with this group made the game of basketball so enjoyable. We played the game the right way, we trusted and loved each other like family, and we accomplished things none of us ever dreamed of because of it."

Corey Brewer

"We were the ultimate team. We were unselfish, we passed the ball, everyone made plays and everyone had a part in winning."

Two-Time National Champions

With the expectations of a nation awaiting, the University of Florida took its place in history with its second consecutive national title in 2007. A year earlier, the Gators had taken the nation by storm with no expectations at all. A year later, they took everyone's best shot and were still the last team standing at the Georgia Dome. When it was all said and done, the Gators became the first team in 15 years to repeat and joined the great teams in college basketball history in the process. Champions Forever.

The "History Boys"

After winning a second straight national title, Grant Wahl of Sports Illustrated dubbed these Gators as, "the History Boys, a once in a generation collective that achieved one of the rarest feats in modern American team sports." It was as much a tribute to the accomplishment as the path they paved to get there. The Gators were the epitome of unselfish. Its entire starting five averaged within 3.0 points of one another, but just as importantly, within 2.4 shots per game of one another, with none getting as many as 10.0 per game. The Gators posted 68 wins over the two years, tied for the fifth-highest two-year total in NCAA history. And in its two national titles, the Gators were dominant, outscoring opponents by 15.9 points per game over two years. A once in a generation collective indeed.

18 In A Row

In 2006 and 2007 the University of Florida was at its best when the stakes were the highest – in postseason. During that time the Gators pieced together 18 consecutive postseason wins, the longest stretch since the great championship UCLA teams of John Wooden in the 1960s and '70s won 28 in a row (under a four-game NCAA Tournament format). Florida went 12-0 in the NCAA Tournament, winning eight of 12 by double-digits, and went 6-0 in the SEC Tournament with a pair of titles (to reach three in a row overall) in that time.

Donovan Joins Elite Company

Billy Donovan became just the 12th coach to win multiple NCAA titles and one of only four active coaches to do so (Mike Krzyzewski 4, Jim Calhoun 3, Roy Williams 2). Furthermore, at 41 years of age in 2007, he became the third-youngest coach all-time to win multiple NCAA titles (Bobby Knight, Indiana – 35, 40; Phil Woolpert, San Francisco – 39, 40). He joined legendary Kentucky coach Adolph Rupp as the only coach in SEC history to boast multiple national titles.

2006



2007



STEPHEN C. O'CONNELL CENTER



Florida's Stephen C. O'Connell Center has a reputation around the country – enthusiastic and friendly if you're a Gator. . .noisy, deafening and menacing if you're the opposition. Florida's student section, dubbed the "Rowdy Reptiles," has made the O'Connell Center one of the toughest places to play in the nation. In recent years, ESPN The Magazine dubbed it the "Scariest Place to Play in the Country" in its college basketball preseason issue. ESPN Gameday raved about its atmosphere, placing it with the great venues in sports.

In recent years, a trip to the O'Connell Center hasn't meant a pleasant and fun-filled stay in sunny Florida for visiting clubs. UF is 237-31 (.884) in the O'Connell Center during the last 16 seasons. Florida's 142 home wins the last nine seasons rank in the top 10 nationally and No. 1 in the Southeastern Conference. Billy Donovan is 257-43 (.857) in the building during his 17 years in Gainesville and UF is 143-11 against nonconference opponents in the O'Dome, including a 40-game non-conference winning streak that lasted from 1998-2003. The Gators enter 2014-15 in the midst of an active 32-game home winning streak, one of eight streaks of 15+ consecutive home wins in the Donovan era. Under Donovan, UF has put together winning streaks of 32 (active), 24, 20, 19 (twice), 17, 15, 13, 12 and 11 in the O'Connell Center.

Built in 1980 at a cost of \$14 million, the O'Connell Center – named for former UF President Stephen C. O'Connell (1967-73) – has become the showplace for college basketball in the state of Florida. In 2007-08 Florida shattered its attendance record as 226,815 fans flocked through the gates, while UF averaged a school-record 11,826 fans per game in 2006-07 and had over 10,500 fans at every game for the first time ever. A school-record 12,621 fans turned out to see the Gators defeat Ohio State on Dec. 23, 2006 in what would be a preview of the national title game.

The O'Connell Center had a \$10 million facelift in the summer of 1998 to replace the teflon coated roof with a permanent structure. The project also upgraded the sound and lighting system to give the Gators a state-of-the-art capability for pregame and in-game activities. Another \$2.5 million project upgraded concessions, restrooms and entrances in the summer of 1999, while a pair of Daktronics Scoreboards were installed in the fall of 1999. Daktronics then installed four 12' x 16' video boards (10 mm resolution) in the O'Connell Center in time for the 2006-07 basketball season, at a cost of \$2.5 million.

UF and the University Athletic Association are currently in the planning phase of a \$45 million renovation to the O'Connell Center that will begin at the conclusion of this season.

While the O'Connell Center has a reputation as an imposing basketball arena for visiting opponents with its 11,548 seats, the Center is also part of a centrally-located athletic complex. The facilities surrounding the O'Dome include Ben Hill Griffin Stadium at Florida Field, McKethan Stadium at Perry Field, Percy Beard Track at James G. Pressly Stadium, the Scott Linder Stadium and Perry Indoor Facility at Ring Tennis Com-

plex and the University Golf Course with the Bostick Clubhouse.

Inside the O'Connell Center is the main arena, an indoor track and field facility, one of the fastest swimming pools in the world, a gymnastics area, dance studio, martial arts room, a basketball practice court and strength and conditioning facilities.

The Gator basketball game day locker room features a video area with seating for the entire team, up-to-date technology for breaking down film, a locker room featuring private dressing areas for each player and a training room complete with the latest equipment.

The O'Connell Center also is the site of more than just Gator basketball games. It brings people together for many other sporting, entertainment, academic and business activities. Over the years, the facility has housed concerts, Disney shows, conventions, business exhibits, conferences, banquets, university and high school commencements, SEC and NCAA championship events.

Florida Basketball Home Courts

SITE	CAPACITY	FIRST GAME	LAST GAME	RECORD	PCT.
The Gym-1	—	Jan. 15, 1920	Feb. 26, 1927	19-8	.704
The New Gym-2	—	Jan. 6, 1928	Feb. 26, 1949	99-74	.572
Florida Gym-3	7,000	Jan. 7, 1950	Feb. 20, 1980	235-108	.685
O'Connell Center	11,548	Dec. 30, 1980	—	394-107	.786
Total				747-297	.716

- 1 — Florida's first official gym was located just east of the stadium in the Murphree hall area.
- 2 — The "New Gym," which later housed the school of music.
- 3 — Alligator Alley, which also housed the College of Physical Education and Health.

STEPHEN C. O'CONNELL CENTER

1920-27: The Gym



Florida's first official gymnasium, known simply as "The Gym."

1928-49: New Gym



The "New Gym" was the SEC's best facility when constructed and was housed in the College of Physical Education and Health.

1950-80: Florida Gym



Florida Gym, also known as Alligator Alley, was constructed in 1949 at a cost of \$1.65 million.

O'Connell Center Firsts

First Game:	Florida vs. East Tennessee, 72-54, Dec. 30, 1980
First Points:	Vernon Delancy, Florida (12-foot jumper, 19:42)
First Foul:	Tim Strawbridge, Florida (19:20)
First Assist:	Vernon Delancy, Florida (19:19)
First Free Throw:	Mike Moses (19:04)
First Dunk:	Vernon Delancy (10:14)
First Technical:	Gator Bench vs. Auburn, Jan. 10, 1981
First 3-pointer:	Joe Lawrence vs. W. Carolina, Dec. 2, 1986
First 100-point Game:	vs. Central Florida, 106-55, Nov. 24, 1984
First 30-point Game:	Eugene McDowell (30), vs. Alabama, Jan. 26, 1985
First Win:	vs. East Tennessee, 72-54, Dec. 30, 1980
First SEC Win:	vs. Auburn, 63-59, Jan. 10, 1981
First Loss:	vs. LSU, 92-66, Jan. 3, 1981

Home Winning Streaks

32 (Active Streak; Nov. 11, 2012 – present)

24 (March 1, 2006 – Nov. 20, 2007; ended Nov. 23, 2007 vs. FSU)
20 (Jan. 25, 2005 – Feb. 4, 2006; ended Feb. 8, 2006 vs. S. Carolina)
19 (Jan. 22, 2011 – Feb. 4, 2012; ended Feb. 11, 2012 vs. Tennessee)
19 (Feb. 2, 2002 – Feb. 25, 2003; ended March 8, 2003 vs. Kentucky)
18 (Jan. 22, 1985 – Feb. 4, 1987; ended Feb. 9, 1987 vs. Auburn)
17 (March 19, 2008 – Feb. 21, 2009; ended March 1, 2009 vs. Tenn.)
16 (Feb. 4, 1967 – Feb. 21, 1968; ended Feb. 24, 1968 vs. Miss. St.)
15 (Jan. 27, 2001 – Jan. 16, 2002; ended Jan. 19, 2002 vs. Georgia)
15 (Nov. 26, 1993 – Dec. 10, 1994; ended Dec. 21, 1994 vs. Jacksonville)
13 (Jan. 29, 2000 – Dec. 30, 2000; ended Jan. 17, 2001 vs. Georgia)
12 (Nov. 16, 1998 – Feb. 4, 1999; ended Feb. 6, 1999 vs. Ole Miss)
11 (Feb. 16, 1999 – Jan. 12, 2000; ended Jan. 18, 2000 vs. Tennessee)
11 (Feb. 11, 1987 – Jan. 27, 1988; ended Feb. 6, 1988 vs. Auburn)
10 (Jan. 12, 1940 – Dec. 12, 1941; ended Dec. 15, 1941 vs. Alabama)
10 (Feb. 3, 1951 – Jan. 5, 1952; ended Jan. 12, 1952 vs. Kentucky)

Non-Conf. Home Winning Streaks

40 (Nov. 16, 1998 – Dec. 6, 2003; ended Dec. 10, 2003 vs. Maryland)
28 (Dec. 19, 2004 – Nov. 20, 2007; ended Nov. 23, 2007 vs. Florida St.)
27 (Dec. 18, 1953 – Dec. 7, 1959; ended Dec. 15, 1959 vs. Stetson)
24 (Active Streak; Dec. 22, 2010 – Present)
24 (Dec. 20, 1983 – Dec. 19, 1988; ended Dec. 22, 1988 vs. Pittsburgh)
18 (Nov. 27, 2007 – March 20, 2009; ended March 24, 2009 vs. Penn St.)
17 (Jan. 9, 1964 – Dec. 31, 1968; ended Jan. 18, 1969 vs. Furman)
15 (Jan. 6, 1939 – Dec. 13, 1944; ended Dec. 15, 1944 vs. Pinellas AAF)

Home Records By Season

1915-16	0-0	1951-52	10-1	1983-84	10-4	2011-12	14-2
1919-20	0-0	1952-53	6-3	1984-85	8-4	2012-13	15-0
1920-21	0-1	1953-54	4-6	1985-86	16-1	2013-14	17-0
1921-22	4-0	1954-55	9-2	1986-87	11-1		
1922-23	1-0	1955-56	8-3	1987-88	13-2		
1923-24	4-1	1956-57	8-3	1988-89	9-3		
1924-25	2-2	1957-58	7-3	1989-90	5-7		
1925-26	4-2	1958-59	7-5	1990-91	6-6		
1926-27	4-2	1959-60	5-7	1991-92	11-4		
1927-28	1-8	1960-61	8-0	1992-93	8-3		
1928-29	5-5	1961-62	9-2	1993-94	13-0		
1929-30	4-2	1962-63	8-4	1994-95	7-6		
1930-31	5-3	1963-64	6-5	1995-96	6-6		
1931-32	5-1	1964-65	12-1	1996-97	8-6		
1932-33	4-1	1965-66	8-3	1997-98	11-4		
1933-34	6-1	1966-67	10-1	1998-99	14-1		
1934-35	4-4	1967-68	10-1	1999-2000	15-1		
1935-36	2-3	1968-69	10-1	2000-01	13-2		
1936-37	4-5	1969-70	6-4	2001-02	13-2		
1937-38	8-3	1970-71	9-5	2002-03	15-1		
1938-39	6-3	1971-72	7-5	2003-04	11-4		
1939-40	8-2	1972-73	8-3	2004-05	13-3		
1940-41	2-0	1973-74	8-4	2005-06	16-2		
1941-42	4-5	1974-75	9-4	2006-07	18-0		
1942-43	3-2	1975-76	9-4	2007-08	17-4		
1944-45	2-8	1976-77	7-4	2008-09	18-2		
1945-46	3-6	1977-78	5-4	2009-10	13-4		
1946-47	10-1	1978-79	3-8	2010-11	14-3		
1947-48	8-4	1979-80	5-6				
1948-49	5-7	1980-81	5-6				
1949-50	6-4	1981-82	3-7				
1950-51	8-2	1982-83	8-6				

Overall Home Record: 747-297 (.716)

Most wins in single season: 18 (2006-07; 2008-09)

Record in the Stephen C. O'Connell Center: 394-107 (.786)

Longest Home Win Streak: 32 games (2011-present)

Stephen C. O'Connell

(1916-2001)

Stephen C. O'Connell lived a life of service. The University of Florida's sixth president, who served from 1967 to 1973, was also a student body president, a World War II veteran and chief justice of the Florida Supreme Court.

Born in West Palm Beach on Jan. 22, 1916, O'Connell entered UF as a freshman in 1934. He earned a business degree and later graduated from the law school. He was elected student body president in 1938, was the president of Florida Blue Key and also served as president of his Alpha Tau Omega fraternity during his senior year. O'Connell was also captain of the boxing team. He went undefeated in 1938, winning the middleweight division Southeastern Conference Championship.

O'Connell served in Australia during World War II and ended his military career as a major. After the war, O'Connell returned to Florida and practiced law, eventually becoming chief counsel for the Florida State Road Department.

In 1955, he was appointed to the state Supreme Court and 12 years later he was elected its chief justice. He spent just four months as the head of the court before being announced in September of 1967 as the UF president. He took office in October of that year and was a calming force during a tumultuous era of racial tension and anti-war movements.

During his six-year tenure, he focused on increasing enrollment and racial diversity, while also reorganizing the Alumni Association. He also created an Office of Development staffed by professional fundraisers while watching academic standards and achievements grow.

O'Connell retired as president in 1973 and returned to practice law in Tallahassee. He lived there until April of 2001 when he lost his battle with lung cancer. His memory will forever live on campus through the Stephen C. O'Connell Center, which was dedicated to him in 1980.

STEPHEN C. O'CONNELL CENTER

Home Records By Opponent

Alabama	19-4	Florida Atlantic	3-0	Marquette	1-0	Northeastern	1-0	Southeastern Louisiana	1-0	Western Carolina	1-0
Alabama State	2-0	Florida Gulf Coast	1-0	Maryland	0-1	Ohio State	2-2	Southern University	2-0	Wichita State	1-0
Albany	1-0	Florida International	1-0	McNeese State	1-0	Penn State	0-1	Southern Mississippi	1-0	Wisconsin	1-0
American University	2-0	Florida State	12-4	Miami (Fla.)	5-1	Pittsburgh	0-1	Southern Utah	1-0	Xavier	0-1
Arizona	1-0	Georgetown	0-1	Michigan State	1-0	Prairie View A&M	1-0	Stetson	14-1	Yale	1-0
Arkansas	9-2	Georgia	24-10	Middle Tennessee	1-0	Presbyterian	1-0	Tennessee	21-12		
Arkansas-Little Rock	1-0	Georgia Southern	4-0	Mississippi	18-4	Providence	1-0	Tennessee-Chattanooga	1-0		
Auburn	18-5	Georgia Tech	1-0	Mississippi State	18-5	Radford	1-0	Tennessee Tech	1-0		
Augusta	1-0	High Point	3-0	Mississippi Valley State	1-0	Rhode Island	1-0	Texas	1-2		
Belmont	1-0	Howard	1-0	Missouri	2-0	Richmond	2-0	Texas A&M	2-0		
Bethune-Cookman	6-0	Illinois	0-1	Missouri State	1-0	Rutgers	2-0	Texas Christian	1-0		
Biscayne	3-0	Jackson State	1-0	Montana State	1-0	Sam Houston State	1-0	Toledo	1-0		
Bradley	1-0	Jacksonville	11-2	Morehead State	2-0	Samford	1-0	Towson	1-0		
Charleston Southern	5-0	Kansas	1-1	Morgan State	1-0	San Diego State	1-0	Troy	1-0		
Coastal Carolina	3-0	Kent State	1-0	Morgantown	1-0	Savannah State	3-0	Tulane	1-0		
Creighton	1-0	Kentucky	16-18	NC Central	1-0	St. Francis (Pa.)	1-0	UAB	1-0		
DePaul	1-0	Liberty	1-0	New Hampshire	2-0	St. Leo	2-0	UCF	8-0		
Duquesne	1-0	Long Island	1-0	New Orleans	2-0	St. Peter's	1-0	UNC Wilmington	2-0		
East Tennessee State	1-0	Longwood	1-0	Nicholls State	1-0	St. Peter's	1-0	Vanderbilt	26-7		
Eastern Illinois	1-0	LSU	13-10	North Carolina A&T	1-0	South Alabama	1-1	Villanova	0-1		
Eastern Kentucky	2-0	Louisiana Tech	1-0	North Carolina State	1-0	South Carolina	18-5	VMI	1-0		
Florida A&M	10-0	Louisville	0-1	North Dakota State	1-0	South Carolina	18-5	Wake Forest	0-1		
				North Florida	4-0	South Florida	7-2				

Game Day Atmosphere

The O'Connell Center is not just energetic on the court, but also on the sidelines and in the stands. The Rowdy Reptiles line the entire length of the court opposite the team bench, while the Dazzlers, Cheerleaders and Albert pump up and entertain the crowd from tipoff to the final buzzer.



ATTENDANCE FIGURES

Single-Game Attendance Highs

RANK	ATTENDANCE	OPPONENT	DATE	SCORE	RESULT
1.	12,633	Kentucky	Sat., Feb. 5, 2011	70-68	W
2.	12,630	Tennessee	Sat., Feb. 12, 2011	61-60	W
3.	12,621	Ohio State	Sat., Dec. 23, 2006	86-60	W
4.	12,618	Kentucky	Tues., Jan. 12, 2010	77-89	L
5.	12,614	Kentucky	Sun., March 4, 2007	85-72	W
6.	12,609	Arkansas	Sat., Feb. 23, 2013	71-54	W
	12,609	Kentucky	Sat., Feb. 4, 2006	95-80	W
8.	12,604	Kentucky	Sat., March 8, 2014	84-65	W
9.	12,602	Kentucky	Sun., March 6, 2005	53-52	W
10.	12,599	Florida State	Fri., Nov. 25, 2005	74-66	W
11.	12,598	Alabama	Wed., Feb. 14, 2007	76-67	W
12.	12,597	Missouri	Sat., Jan. 19, 2013	83-52	W
13.	12,589	LSU	Sat., March 1, 2014	79-61	W
14.	12,581	Kentucky	Sat., March 8, 2003	67-69	L
15.	12,543	Vanderbilt	Sat., Feb. 21, 2009	82-68	W
16.	12,522	Ole Miss	Sat., Feb. 2, 2013	78-64	W
17.	12,520	Alabama	Sat., Feb. 8, 2014	78-69	W
18.	12,511	Kentucky	Sun., March 4, 2001	94-86	W
19.	12,498	Tennessee	Sat., Jan. 10, 2004	95-57	W
20.	12,497	Vanderbilt	Sat., Feb. 9, 2002	80-54	W

Year-By-Year Home Attendance

SEASON	GAMES	TOTAL	AVG.	RECORD	PCT.
1980-81	11	80,246	7,295	5-6	.454
1981-82	10	75,822	7,582	3-7	.300
1982-83	14	93,190	6,656	8-6	.571
1983-84	14	93,932	6,709	10-4	.714
1984-85	12	104,938	8,745	8-4	.667
1985-86	17	128,558	7,562	16-1	.941
1986-87	12	129,205	10,767	11-1	.917
1987-88	15	151,654	10,110	13-2	.867
1988-89	12	112,802	9,400	9-3	.750
1989-90	12	90,489	7,541	5-7	.417
1990-91	12	85,739	7,145	6-6	.500
1991-92	15	109,630	7,309	11-4	.733
1992-93	11	102,231	9,294	8-3	.727
1993-94	13	121,005	9,308	13-0	1.000
1994-95	13	127,898	9,838	7-6	.538
1995-96	12	94,757	7,896	6-6	.500
1996-97	14	89,614	6,401	8-6	.571
1997-98	15	115,858	7,724	11-4	.733
1998-99	15	135,276	9,018	14-1	.933
1999-2000	16	156,524	9,783	15-1	.938
2000-01	15	158,149	10,543	13-2	.867
2001-02	15	162,069	10,805	13-2	.867
2002-03	16	167,827	10,489	15-1	.938
2003-04	15	165,705	11,047	11-4	.733
2004-05	16	165,600	10,350	13-3	.813
2005-06	18	195,331	10,852	16-2	.889
2006-07	18	212,866	11,826	18-0	1.000
2007-08	21	226,815	10,801	17-4	.810
2008-09	20	206,547	10,327	18-2	.900
2009-10	17	186,106	10,947	13-4	.765
2010-11	17	173,158	10,186	14-3	.824
2011-12	16	166,951	10,434	14-2	.875
2012-13	15	160,160	10,677	15-0	1.000
2013-14	17	195,013	11,471	17-0	1.000
Totals	501	4,741,665	9,464	394-107	.786

Largest Crowds To Watch Florida Basketball

79,444	at AT&T Stadium vs. Connecticut, April 5, 2014 (NCAA Tournament Semifinal)
53,510	at Georgia Dome vs. UCLA, March 31, 2007 (NCAA Tournament Semifinal)
51,458	at Georgia Dome vs. Ohio State, April 2, 2007 (NCAA Tournament Final)
43,822	at RCA Dome vs. George Mason, April 1, 2006 (NCAA Tournament Semifinal)
43,168	at RCA Dome vs. UCLA, April 3, 2006 (NCAA Tournament Final)
43,116	at RCA Dome vs. Michigan State, April 3, 2000 (NCAA Tournament Final)
43,116	at RCA Dome vs. North Carolina, April 1, 2000 (NCAA Tournament Semifinal)
40,639	at Cowboys Stadium vs. FGCU, March 29, 2013 (NCAA Tournament Regional Semifinal)
36,585	at Cowboys Stadium vs. Michigan, March 31, 2013 (NCAA Tournament Regional Final)
30,681	at Carrier Dome vs. Duke, March 24, 2000 (NCAA Tournament)
30,388	at Carrier Dome vs. Oklahoma State, March 26, 2000 (NCAA Tournament)
28,246	at Carrier Dome vs. Alaska-Anchorage, Dec. 8, 1990 (Carrier Classic)
27,929	at Carrier Dome vs. UNC Charlotte, Dec. 7, 1990 (Carrier Classic)
26,214	at Edward Jones Dome vs. Butler, March 23, 2007 (NCAA Sweet 16)
25,947	at Edward Jones Dome vs. Oregon, March 25, 2007 (NCAA Tournament Elite Eight)
25,127	at Georgia Dome vs. Arkansas, March 5, 1999 (SEC Tournament)

2014-15 OPPONENTS



Alabama Crimson Tide

Date: Tuesday, Jan. 27
Venue: Coleman Coliseum (15,383), Tuscaloosa, Ala.
Coach: Anthony Grant; 99-71/6th at Alabama, 175-96/9th career
Conference: Southeastern (SEC)
2013-14 Record/Postseason: 13-19 (7-11)/None
Website: rolltide.com
UF Series Record/Under Donovan: 64-73/21-5
Storyline: Gators hold a nine-game winning streak in the series, and Donovan is undefeated against former assistant Anthony Grant.



Arkansas Razorbacks

Date: Saturday, Jan. 31
Venue: Stephen C. O'Connell Center (11,548), Gainesville, Fla.
Coach: Mike Anderson; 59-39/4th at Arkansas, 259-137/13th career
Conference: Southeastern (SEC)
2012-13 Record/Postseason: 22-12 (10-8)/NIT 2nd Round (3 Seed)
Website: arkansasrazorbacks.com
UF Series Record/Under Donovan: 17-11/17-6
Storyline: Florida and Arkansas played one of the SEC's most exciting games last season, with UF winning in OT after a last-second game-tying shot by Scottie Wilbekin.



Auburn Tigers

Date: Thursday, Jan. 15
Venue: Stephen C. O'Connell Center (11,548), Gainesville, Fla.
Coach: Bruce Pearl; 1st at Auburn, 462-165/20th career
Conference: Southeastern (SEC)
2013-14 Record/Postseason: 14-16 (6-12)/None
Website: auburntigers.com
UF Series Record/Under Donovan: 75-87/19-4
Storyline: Florida has won seven straight and 17 of the last 18 in the Auburn series. Donovan was 5-8 head to head vs. Pearl during the latter's stint at Tennessee.



Connecticut Huskies

Date: Saturday, Jan. 3
Venue: Stephen C. O'Connell Center (11,548), Gainesville, Fla.
Coach: Kevin Ollie; 52-18/3rd at UConn and career
Conference: American Athletic Conference (AAC)
2013-14 Record/Postseason: 32-8 (12-6)/NCAA Champions (7 Seed)
Website: uconnhuskies.com
UF Series Record/Under Donovan: 1-2/0-2
Storyline: After taking a buzzer-beating win vs. the Gators in Storrs last December, UConn followed up with a Final Four win vs. Florida to stop UF's 30-game winning streak.



Florida State Seminoles

Date: Tuesday, Dec. 30
Venue: Donald L. Tucker Center (12,100), Tallahassee, Fla.
Coach: Leonard Hamilton; 219-156/13th at FSU, 419-366/27th career
Conference: Atlantic Coast Conference (ACC)
2013-14 Record/Postseason: 22-14 (9-9)/NIT Semifinals (1 Seed)
Website: seminole.com
UF Series Record/Under Donovan: 43-22/12-6
Storyline: Florida has a five-game winning streak vs. FSU. Last season, the Gators weathered a last-second game-winning attempt by FSU as Dorian Finney-Smith's late free throw proved the difference.



Georgetown Hoyas

Date: Wednesday, Nov. 26
Venue: Imperial Arena (3,500), Atlantis, Paradise Island, Bahamas
Coach: John Thompson III; 227-104/11th at Georgetown, 295-146/15th career
Conference: Big East
2013-14 Record/Postseason: 18-15 (8-10)/NIT 2nd Round (4 Seed)
Website: guhoyas.com
UF Series Record/Under Donovan: 2-2/2-1
Storyline: Florida and Georgetown have the opportunity to square off after their last meeting, the 2012-13 season opener aboard the USS Bataan, was called at halftime.



Georgia Bulldogs

Date: Saturday, Jan. 17
Venue: Stegeman Coliseum (10,523), Athens, Ga.
Coach: Mark Fox; 85-77/6th at Georgia, 208-120/11th career
Conference: Southeastern (SEC)
2012-13 Record/Postseason: 20-14 (12-6)/NIT 2nd Round (2 Seed)
Website: georgiadogs.com
UF Series Record/Under Donovan: 109-99/26-10
Storyline: Georgia hosts the only game this season between UF and Georgia, the first time the Bulldogs won't visit Gainesville since 1943-44 when UF did not field a team.



Jacksonville Dolphins

Date: Sunday, Dec. 14
Venue: Stephen C. O'Connell Center (11,548), Gainesville, Fla.
Coach: Tony Jasick; 1st at Jacksonville, 52-47 4th career
Conference: Atlantic Sun
2013-14 Record/Postseason: 14-18 (9-9)/None
Website: judolphins.com
UF Series Record/Under Donovan: 30-5/8-1
Storyline: Florida and JU shift the in-state rivalry back to Gainesville after UF won at Veterans Memorial Arena last season.



Kansas Jayhawks

Date: Friday, Dec. 5
Venue: Allen Fieldhouse (16,300), Lawrence, Kan.
Coach: Bill Self; 325-59/12th at Kansas, 532-174/22nd career
Conference: Big 12 (2014 Champions)
2013-14 Record/Postseason: 25-10 (14-4)/NCAA R32 (2 seed)
Website: kuathletics.com
UF Series Record/Under Donovan: 2-3/2-1
Storyline: Florida pays a return visit to KU for the SEC/Big 12 Challenge after UF won last season's meeting in Gainesville. It marks Florida's second trip to Lawrence (1994).

2014-15 OPPONENTS



Kentucky Wildcats

Dates: Saturday, Feb. 7 (home); Saturday, March 7 (away)
Venues: Stephen C. O'Connell Center (11,548), Gainesville, Fla.
 Rupp Arena (23,000), Lexington, Ky.
Coach: John Calipari; 152-37/6th at Kentucky, 555-175/23rd career
Conference: Southeastern (SEC)
2013-14 Record/Postseason: 29-11 (12-6)/NCAA Finalist (8 Seed)
Website: ukathletics.com
UF Series Record/Under Donovan: 37-94/17-24
Storyline: Gators look to build off last season's three-game sweep of UK, the first suffered by the Wildcats since 1979 (vs. Tennessee).



ULM Warhawks

Date: Friday, Nov. 21
Venue: Stephen C. O'Connell Center (11,548), Gainesville, Fla.
Coach: Keith Richard; 24-90/5th at ULM, 174-207/13th career
Conference: Sun Belt
2013-14 Record/Postseason: 10-17 (7-11)/None
Website: ulmwarhawks.com
UF Series Record/Under Donovan: 0-0/0-0
Storyline: The Gators welcome ULM to Gainesville for the first meeting in series history.



LSU Tigers

Dates: Tuesday, Jan. 20 (home); Saturday, Feb. 21 (away)
Venues: Stephen C. O'Connell Center (11,548), Gainesville, Fla.;
 Pete Maravich Assembly Center (13,215), Baton Rouge, La.
Coach: Johnny Jones; 39-26/3rd at LSU, 244-188/15th career
Conference: Southeastern (SEC)
2013-14 Record/Postseason: 20-14 (9-9)/NIT 2nd Round (5 Seed)
Website: lsusports.net
UF Series Record/Under Donovan: 43-60/13-8
Storyline: Florida and LSU play their first regular season home-and-home since 1991.



Miami Hurricanes

Date: Monday, Nov. 17
Venue: Stephen C. O'Connell Center (11,548), Gainesville, Fla.
Coach: Jim Larranaga; 66-36/4th at UM, 536-370/31st career
Conference: Atlantic Coast Conference (ACC)
2013-14 Record/Postseason: 17-16 (7-11)/None
Website: hurricanesports.com
UF Series Record/Under Donovan: 45-22/3-1
Storyline: Florida and Miami kick off a home-and-home series in Gainesville, just the second such series during Donovan's tenure. UF and UM last met in the 2009 NIT, a Florida win.



Ole Miss Rebels

Dates: Saturday, Jan. 24 (away); Thursday, Feb. 12 (home)
Venues: C.M. "Tad" Smith Coliseum (9,061), Oxford, Miss.;
 Stephen C. O'Connell Center (11,548), Gainesville, Fla.
Coach: Andy Kennedy; 171-101/9th at Ole Miss, 192-114/10th career
Conference: Southeastern (SEC)
2013-14 Record/Postseason: 19-14 (9-9)/None
Website: olemisssports.com
UF Series Record/Under Donovan: 62-43/15-7
Storyline: Florida and Ole Miss play their first home-and-home season series since 1991, prior to the SEC's addition of Arkansas and SC.



Mississippi State Bulldogs

Date: Saturday, Jan. 10
Venue: Stephen C. O'Connell Center (11,548), Gainesville, Fla.
Coach: Rick Ray; 24-41/3rd at Mississippi State and career
Conference: Southeastern (SEC)
2013-14 Record/Postseason: 14-19 (3-15)/None
Website: hailstate.com
UF Series Record/Under Donovan: 61-49/14-8
Storyline: Florida has a four-game winning streak in the series vs. MSU and has won the last three meetings in Gainesville.



Missouri Tigers

Date: Tuesday, Feb. 24
Venue: Mizzou Arena (15,061), Columbia, Mo.
Coach: Kim Anderson; 1st at Missouri, 274-95/13th career
Conference: Southeastern (SEC)
2013-14 Record/Postseason: 23-12 (9-9)/NIT 2nd Round (2 Seed)
Website: mutigers.com
UF Series Record/Under Donovan: 2-1/2-1
Storyline: Florida pays its second all-time visit to Columbia, Mo. In their first trip there, the Gators saw a 13-point lead disappear over the final 11 minutes and lost, 63-60.



South Carolina Gamecocks

Dates: Wednesday, Jan. 7
Venue: Colonial Life Arena (18,000), Columbia, S.C.
Coach: Frank Martin; 28-38/3rd at South Carolina, 145-92/8th career
Conference: Southeastern (SEC)
2013-14 Record/Postseason: 14-20 (4-14)/None
Website: gamecocksonline.com
UF Series Record/Under Donovan: 42-22/26-11
Storyline: The Gators return to the site of Michael Frazier II's 3-point barrage where he hit 11 treys, the record for most 3-pointers in an SEC conference game and UF's single-game mark, last season.



Tennessee Volunteers

Date: Saturday, Feb. 28
Venue: Stephen C. O'Connell Center (11,548), Gainesville, Fla.
Coach: Donnie Tyndall; 1st at Tennessee, 200-106/10th career
Conference: Southeastern (SEC)
2013-14 Record/Postseason: 24-13 (11-7)/NCAA Sweet 16 (11 seed)
Website: utsports.com
UF Series Record/Under Donovan: 55-72/19-18
Storyline: The Gators posted a three-game sweep of the Vols last season, including an SEC Tournament semifinal victory. UF will face off vs. UT for the first time under its new head coach, Donnie Tyndall.

2014-15 OPPONENTS



Texas A&M Aggies

Dates: Saturday, Feb. 14 (away); Tuesday, March 3 (home)
Venues: Reed Arena (12,989), College Station, Texas
 Stephen C. O'Connell Center (11,548), Gainesville, Fla.
Coach: Billy Kennedy; 50-49/4th at Texas A&M, 261-228/17th career
Conference: Southeastern (SEC)
2013-14 Record/Postseason: 18-16 (8-10)/CBI Quarterfinals
Website: aggieathletics.com
UF Series Record/Under Donovan: 4-1/3-0
Storyline: Florida and Texas A&M have their first home-and-home series since the Aggies joined the SEC.



Texas Southern Tigers

Date: Friday, Dec. 12
Venue: Stephen C. O'Connell Center (11,548), Gainesville, Fla.
Coach: Mike Davis; 36-29, 3rd at TSU, 254-165/15th career
Conference: Southwestern Athletic Conference (SWAC)
2013-14 Record/Postseason: 19-15 (12-6)/NCAA First Four (16 Seed)
Website: tsuball.com
UF Series Record/Under Donovan: 0-0/0-0
Storyline: Florida meets Texas Southern for the first time in series history. TSU head coach Mike Davis also coached vs. UF during the 2011-12 season as head coach at UAB.



Vanderbilt Commodores

Dates: Tuesday, Feb. 3 (away); Wednesday, Feb. 18 (home)
Venues: Stephen C. O'Connell Center (11,548), Gainesville, Fla.; Memorial Gym (14,316), Nashville, Tenn.
Coach: Kevin Stallings; 277-176/15th at Vandy, 400-239/21st career
Conference: Southeastern (SEC)
2013-14 Record/Postseason: 15-16 (7-11)/None
Website: vucommidores.com
UF Series Record/Under Donovan: 62-64/24-12
Storyline: Florida enters the season series with a chance to get its all-time record vs. Vandy to .500 for the first time ever.



Wake Forest Demon Deacons

Dates: Saturday, Dec. 20
Venues: BB&T Center (20,000), Sunrise, Fla. (Orange Bowl Classic)
Coach: Danny Manning; 1st at Wake Forest, 38-29/3rd career
Conference: Atlantic Coast Conference (ACC)
2013-14 Record/Postseason: 17-16 (6-12)/None
Website: wakeforestsports.com
UF Series Record/Under Donovan: 6-5/1-0
Storyline: UF returns to the Orange Bowl Classic for the 16th time, the ninth straight season, holding a 13-2 record in the event. The last UF-WF meeting was in 2005 at Madison Square Garden.



William & Mary Tribe

Date: Friday, Nov. 14
Venue: Stephen C. O'Connell Center (11,548), Gainesville, Fla.
Coach: Tony Shaver; 136-201/12th at WM, 494-322/29th career
Conference: Colonial Athletic Association (CAA)
2013-14 Record/Postseason: 20-12 (10-6)/None
Website: tribeathletics.com
UF Series Record/Under Donovan: 0-0/0-0
Storyline: Florida looks to stay undefeated in season openers during Donovan's tenure, holding an 18-0 mark in lid-lifters.



Yale Bulldogs

Date: Monday, Dec. 8
Venue: Stephen C. O'Connell Center (11,548), Gainesville, Fla.
Coach: James Jones, 209-222/16th at Yale and career
Conference: Ivy League
2013-14 Record/Postseason: 19-14 (9-5)/CIT Finalist
Website: yalebulldogs.com
UF Series Record/Under Donovan: 2-0/2-0
Storyline: The Gators wrap up a three-game series with Yale that began in 2011-12 and included UF's visit to Yale in 2012-13. This year's tilt kicks off a three-game home stand for UF.



Battle 4 Atlantis

Potential Opponents:
Second Round (November 27)
 UAB
 Wisconsin

Classification Round (November 28)
 Butler
 North Carolina
 Oklahoma
 UCLA



2015 SEC Tournament

Date: March 11-15
Venue: Bridgestone Arena, Nashville, Tenn.
Future Locations:
 Nashville: 2016-17, 2019-21, 2023-25
 St. Louis: 2018
 Tampa: 2022

2015 NCAA Tournament

Dates: March 17-April 6
First Four Venue: UD Arena, Dayton, Ohio
Second- and Third-Round Thursday-Saturday Venues:
 Jacksonville Veterans Memorial Arena, Jacksonville, Fla.
 KFC Yum! Center, Louisville, Ky.
 Consol Energy Center, Pittsburgh, Penn.
 Moda Center, Portland, Ore.
Second- and Third-Round Friday-Sunday Venues:
 Time Warner Cable Arena, Charlotte, N.C.
 Nationwide Arena, Columbus, Ohio
 CenturyLink Center Omaha, Omaha, Neb.
 KeyArena, Seattle, Wash.
Regional Thursday-Saturday Venues:
Midwest: Quicken Loans Arena, Cleveland, Ohio
West: Staples Center, Los Angeles, Calif.
Regional Friday-Sunday Venues:
East: Carrier Dome, Syracuse, N.Y.
South: NRG Stadium, Houston, Texas
Final Four Venue: Lucas Oil Stadium, Indianapolis, Ind.

UNIVERSITY OF FLORIDA



DR. J. BERNARD MACHEN

University of Florida President
Vanderbilt, 1968
Greenwood, Mississippi

In more than a decade as president of the University of Florida, Bernie Machen has grown and enhanced every aspect of the university while putting it on a path to rise among the best public universities in the nation.

President Machen has expanded UF's research operation, elevated its educational programs and increased access for students from a diversity of economic backgrounds. He has bolstered the university's commitment to innovation, grown its endowment, and led a noted universitywide sustainability initiative.

Additionally, in 2013, President Machen launched UF on the nearly \$1 billion UF Preeminence Plan. The plan will fill new positions for at least 100 faculty members, establish more than 100 new endowed chairs and professorships, and upgrade research and education facilities across campus. Focused on bringing on board midcareer and eminent faculty, the new plan is supported by \$150 million in combined state-university dollars and an \$800 million fundraising campaign.

Other milestones of President Machen's tenure include:

- Growth in annual university research funding from \$470 million in 2003-04 to \$641 million in fiscal year 2013.
- More than 3.1 million square feet in new construction on campus, including more than 628,000 square feet of new research space.
- Completion of UF's \$1.7 billion capital campaign, at the time the sixth-largest public university campaign in history.
- The Machen Florida Opportunity Scholars Program, enabling the enrollment of more than 2,900 low-income students who are the first in their families to attend college, with about 1,500 graduates so far.
- Development of the 40-acre public private partnership known as Innovation Square and creation of the Innovation Hub technology incubator, now housing more than two dozen UF spinoffs.
- Creation of the Bob Graham Center for Public Service, Claude D. Pepper Older Americans Independence Center, the UF Water Institute and other key university institutes and centers.

President Machen also significantly strengthened UF's hospital and health science research operations, bringing together the UF Health Science Center and Shands Hospital under UF Health. He has added several major new medical research and care facilities, including the Biomedical Sciences Building, the Clinical and Translational Research Building and the UF Health Center Center. And he launched UF's first major medical research facility outside Gainesville, the UF Research and Academic Center at Lake Nona's Medical City near Orlando.

His educational enhancements include the spring-summer Innovation Academy for entrepreneurially-minded undergraduates; "What is The

Good Life?"; the first class in a new undergraduate curriculum; and the launch of UF Online, one of the first programs in the nation to offer four-year fully online undergraduate degrees.

Prior to his arrival at UF, President Machen served for six years as president of the University of Utah, where he is credited with expanding the university's health sciences program, stabilizing the university's finances and bolstering diversity.

From 1995 to 1997, he was provost and executive vice president for academic affairs at the University of Michigan, and from 1989 until 1995, he served as dean of Michigan's School of Dentistry. From 1983 to 1989, he was professor and associate dean at the University of North Carolina Chapel Hill's School of Dentistry.

President Machen is a past president of the American Association of Dental Schools. He also served as a member of the board of trustees of the Salt Lake Olympic Organizing Committee. His additional positions in national higher education leadership include serving as a member of the National Security Higher Education Advisory Board; chairing the board of directors of the National Campus Compact and serving as president of the executive committee of the Southeastern Conference and chair of the Southeastern Conference Academic Consortium.

A native of Greenwood, Miss., President Machen grew up in St. Louis. After

attending Vanderbilt University for his undergraduate studies, he earned his doctor of dental surgery degree from St. Louis University and his master's degree in pediatric dentistry and doctorate in educational psychology from the University of Iowa. He and his wife, Chris, a former neonatal intensive care nurse, have two sons, a daughter, and four grandchildren.



UNIVERSITY OF FLORIDA



JEREMY N. FOLEY

Director of Athletics
Hobart, 1974
New London, N.H.

Jeremy N. Foley, who has handled virtually every aspect of the University of Florida's \$103.3 million athletic program during his athletic administrative career - which began with an internship in the Gator Ticket Office in 1976 - was named UF's Director of Athletics in March of 1992. He is the second-longest tenured athletic director among Bowl Championship Series Conference schools.

Foley, 61, brings a passionate, top-to-bottom team approach to the top athletic post at the University of Florida. Foley's philosophy involves the continued building of a comprehensive athletic program, with the goal of having the overall UF program ranked as the top athletic program in the nation.

As chief financial officer for the University Athletic Association (UAA), Foley has spearheaded a number of capital improvement projects in the athletic department. The project lists includes two major expansions of the football stadium, a multipurpose athletic fieldhouse, new facilities for tennis, track & field, soccer, baseball, golf, gymnastics, softball and swimming. Foley also played a role in the construction of the academic advising center on the University of Florida campus, which serves UF students and Gator student-athletes, in the early 1990's and assisted in funding the renovation of the Stephen C. O'Connell Center in 2011. A project that enhanced the football experience for Gator student-athletes, staff and visitors - was completed in July of 2008 and received platinum certification from the Leadership in Energy and Environmental Design (LEED) Green Building Rating System, the highest ranking available. It was the first building in Florida and the first athletic facility in the nation to achieve platinum status. A 1,500 seat-stadium lacrosse facility - offering fans a great view of this fast-paced sport - was completed prior to the inaugural season in the spring of 2010. A complete renovation of the O'Connell Center and upgrading the Academic Advising Center are current projects in the planning stages.

Foley's commitment to the overall athletic program includes a plan of increased opportunities for women, as three women's sports have been added under his tenure - soccer, softball and, most recently, lacrosse.

Also, in an era when the NCAA estimates 90 percent of Division I schools are losing money on intercollegiate athletics, the University of Florida Athletic Association has contributed more than \$75.9 million since 1990 to help fund University of Florida academic endeavors.

Florida has been equally successful on the field of play and in the classroom during Foley's administrative tenure. The Florida athletic program has ranked among the nation's top 10 for 31-straight years (1983-84 - 2013-14) and among the top five for 15 of the last 22 years, according to national all-sport rankings. Florida was among the na-

tion's top four schools in each of the last six years, including taking runner-up in the last three. Florida has also won the men's Capital One Cup in 2011 and 2012, while the women's program claimed its first Capital One Cup in 2014.

UF became the first program in collegiate history to own both the men's basketball and football national titles in the same calendar year, after capturing crowns in 2006. The men's basketball team then became the first repeat champions in their sport in 15 years after cutting the nets down again in 2007.

Foley is the only athletic director in Division I history to supervise a program that has won multiple national titles in football (1996, 2006, 2008) and men's basketball (2006, 2007). Overall, 24 Gator teams have been crowned national champions under his watch. Florida has won a league-best 15 national championships since 2006, including multiple national championships in each of the last five years. UF has captured 119 SEC Championships under Foley and the lacrosse team has captured four straight American Lacrosse Conference Championships. Florida has swept the Halifax Media Group Southeastern Conference All-Sports Title 14 times under Foley, a feat no other school in the SEC has ever accomplished.

UF's commitment in the classroom is equally impressive. Under Foley, UF student-athletes have been honored 100 times as Academic All-Americans. The University of Florida has more than 1,800 SEC Academic Honor Roll honorees in the last decade.

The Gator athletic coaching family, which Foley had a large part in assembling, has collected 100 conference Coach-of-the-Year awards during the last 24 years. The Gators had an amazing 10 coaches earn the league coach of the year honors during the 2012-13 year. Equally impressive is that 10 UF student athletes won their respective conference player of the year in 2012-13.

Florida student-athletes have remained involved in the community and beyond. A total of 345 UF student athletes participated in 4,035 hours of community service in 2013-14, partnering with 25 schools, 12 civic organizations and 20 non-profit organizations. The "Goodwill Gators" program was recognized by the National Consortium of Academics and Sports and received the 1998 Outreach and Service Award and Florida was honored with a White House commendation for volunteerism in 1994.

Foley was named the Street & Smith's SportsBusiness Journal National Athletic Director of the Year in June of 2006 and the National Football Foundation and College Football Hall of Fame awarded him the 2007 John L. Toner Award. The Toner Award is designed to honor and acknowledge outstanding athletics directors who have demonstrated superior administrative abilities especially in the area of college foot-

Foley Timeline

1976-present	Florida
March 19, 1992 - present	Director of Athletics
Jan. 1987 - March 1992	Sr. Associate Athletics Director
Sept. 1986 - Jan. 1987	Interim Athletics Director
June 1981 - Sept. 1986	Assoc. Athletics Director for Business Affairs
May 1980 - June 1981	Assistant Athletics Director
March 1979 - May 1980	Director of Ticket and Game Operations
Feb. 1977 - March 1979	Ticket Manager
Aug. 1976 - Feb. 1977	Intern

Education

1976	Ohio University M.Ed., Sports Administration
1974	Hobart College B.A., Psychology

ball.

Foley also served on the NCAA Division I Management Council from 1997-2002.

Foley was named Honorary Alumnus of the University of Florida by the Florida Alumni Association Board of Directors in October of 2000.

Born in Washington, D.C., but calling New London, N.H., home, Foley received his undergraduate degree in 1974 from Hobart College in Geneva, N.Y., where he also coached and scouted for the tradition-rich lacrosse program following graduation. He went on to earn his master's degree in sports administration from Ohio University in 1976 and then joined the Gator athletic program as an intern in the ticket office. In 1995, the Ohio Graduate School presented Foley with the school's Distinguished Alumni Award. The Ohio University Alumni Association also awarded Foley with the Medal of Merit in September of 2008.

In 2008, the Hobart Alumni Association presented Foley with the Medal of Excellence, their highest honor, for outstanding achievements as Athletic Director at the University of Florida, which has brought honor and distinction to his alma mater.

The Holderness School, a small, private, college preparation school in Plymouth, New Hampshire, presented Foley, class of 1970, with their 2007 Distinguished Alumni Award.

Foley was named the U.S. Sports Academy Carl Maddox Sports Management Award winner in October of 2009. The Award is named in honor of the former athletic director of Louisiana State University and Mississippi State University, Corbet Award and United States Sports Academy Board of Trustees member, and is given annually to an individual for his or her contributions to the growth and development of sport enterprise through effective management practices.

An avid sports and Boston Red Sox fan, Foley ran the Boston Marathon in a 3:39.51 clip in April of 1995 and completed the course in 3:28.10 in 1998. A dog lover and proud owner of one Labrador retriever, he is involved with the Humane Society and local charities.

Athletic Experience

Boston Marathon	1998 (3:28:10) 1995 (3:39:51)
Football and Lacrosse	Hobart College

Date of Birth

Dec. 1, 1952	Washington, D.C.
--------------	------------------

UNIVERSITY OF FLORIDA

2014-15 UAA Board of Directors

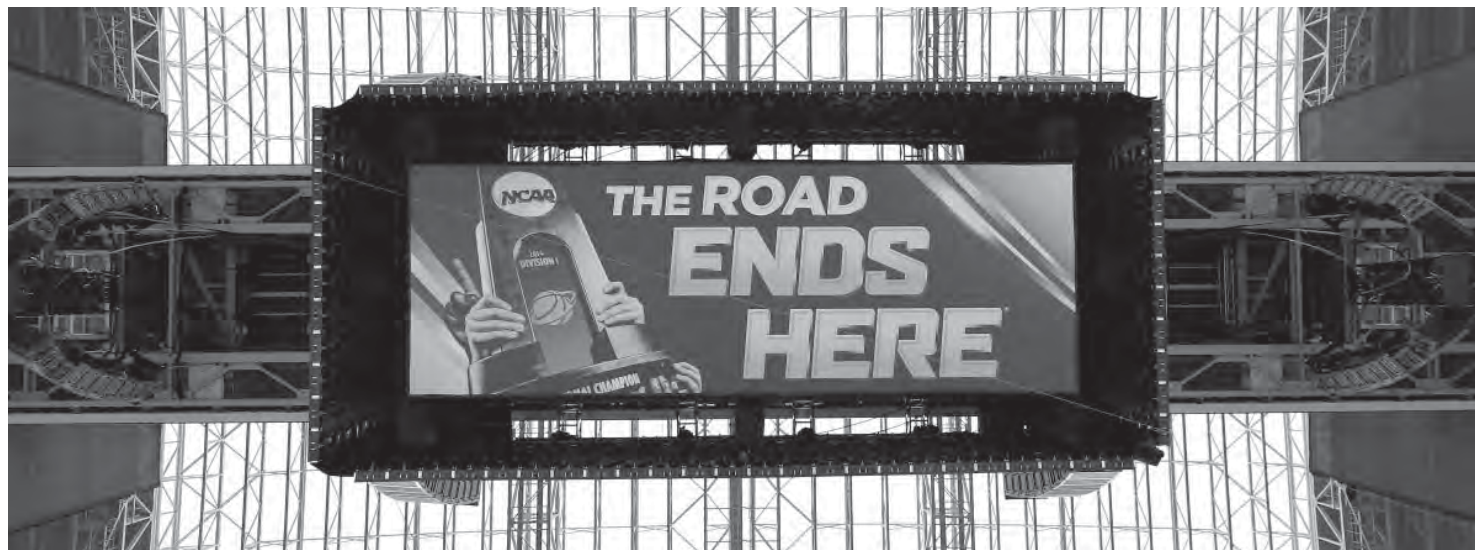
The University Athletic Association, Inc. (UAA, Inc.) is governed by a Board of Directors. That board has the final say on policies, procedures and the budget. Two-thirds of the UAA, Inc. Board of Directors is composed of University of Florida administrators and faculty members. More specifically, the Board consists of the University president, the provost, the vice president of administrative affairs, two presidentially-appointed faculty members, the athletics director, the chairman of the Board of Trustees or his designee, the Gator Boosters, Inc. President or his designee, two students and two alumni representatives.

- Mr. Gary Condron, Alumni Representative
- Dr. Dan Connaughton, UF Faculty
- Mr. Charles B. Edwards, Board of Trustees Representative
- Mr. J. Rex Farrow, III, Past Gator Boosters President
- Mr. Andy Fawbush, Alumni Representative
- Mr. Robert H. Gidel, Gator Boosters President
- Dr. Joe Glover, UF Provost and Senior Vice President
- Mr. Charles Lane, Senior University Administrator
- Dr. Bernie Machen, UF President
- Dr. Andrew McCollough, Associate Provost and UAA Board Secretary
- Mr. Steve Nouse, National Alumni Representative and UAA Board Vice President
- Dr. Michael Sagas, Faculty Athletic Representative
- Dr. Christine Schmidt, UF Faculty
- Ms. Summer Stevens, Student-Athlete Representative
- Ms. Lynda Tealer, Executive Associate Athletics Director
- Mr. Cody Yeffett, Student Body President

2014-15 UF Intercollegiate Athletic Committee

Formed in 1991 by then University of Florida President, Dr. John Lombardi, the Intercollegiate Athletic Committee (IAC) has a broad agenda that includes the general oversight of the intercollegiate athletics program at the University of Florida. Responsibilities of the IAC include: 1) Recommending policy changes related to academic issues; 2) Monitoring admission progress of student-athletes; 3) Monitoring changes in NCAA rules and procedures and reviewing with the UAA compliance officer the institution's compliance program; 4) Reporting to the faculty on issues related to intercollegiate athletics; 5) Making additional recommendations to the President on any matter related to intercollegiate athletics. Members of the IAC include six faculty, two students, the faculty athletics representative, two administrators and three nonvoting ex-officio members from the UAA.

- Dr. Frank Bova, Professor
- Dr. Keith Carodine, Senior Associate Athletics Director
- Mr. Jeremy Foley, Athletics Director
- Dr. Joseph Glover, Provost & Senior Vice President
- Dr. Michael Katovich, Professor
- Mr. Dave Kratzer, Vice President
- Ms. Arlithia Mackey, Student-Athlete Representative
- Mr. Jamie McCloskey, Senior Associate Athletics Director
- Dr. W. Andrew McCollough, Associate Provost & IAC Chair
- Dr. Edward Minchin, Associate Professor
- Ms. Melissa Orth, Senior Director of Government Relations
- Dr. Mark Rush, Professor
- Dr. Michael Sagas, Faculty Athletic Representative, Professor & Chair
- Ms. Lynda Tealer, Senior Associate Athletics Director
- Dr. Allen Wysocki, Associate Dean & Professor



2014-15 Gator Boosters, Inc. Board of Directors

Rob Gidel <i>President</i> <i>Orlando</i>	Michael Connelly <i>Tampa</i>	George Garcia <i>Atlantic Beach</i>	Bonnie Lyons <i>Gainesville</i>	Jon Pritchett <i>Gainesville</i>	Ward Wagner <i>West Palm Beach</i>	LEGACY DIRECTORS Gary Condron <i>Ponte Vedra Beach</i>	DISTINGUISHED DIRECTORS Jack Berry, Jr. <i>Windermere</i>	Rob Gidel <i>Windermere</i>	Kelly Smith <i>Orlando</i>
Ron Coleman <i>President-Elect</i> <i>Orange Park</i>	Andy Crawford <i>Jacksonville</i>	W. C. Gentry <i>Jacksonville</i>	Bernie Machen <i>Gainesville</i>	Fred Ridley <i>Tampa</i>	Bill Walton <i>Jacksonville</i>	Don Dizney <i>Windermere</i>	Guy Bostick <i>Auburndale</i>	Ben Hill Griffin, III <i>Frostproof</i>	Steve Vining <i>Jacksonville</i>
Richard Ahrens <i>West Palm Beach</i>	Marshall Criser III <i>Tallahassee</i>	Eric Holm <i>Winter Park</i>	Neil McFarlane <i>Jupiter</i>	Geoffrey Roepstorff <i>Sanibel Island</i>	Harry Wilder <i>Gulf Breeze</i>	John Frost <i>Bartow</i>	Mark Bostick <i>Auburndale</i>	David Hughes <i>Winter Park</i>	Kimberly Beach <i>Walden</i>
John Alvarez <i>Ocala</i>	Bruce Culpepper <i>Tampa</i>	Rogers Holmes <i>Fort Lauderdale</i>	Steve Melnyk <i>Jacksonville</i>	John Ropes <i>Fort Lauderdale</i>	In Memoriam Jimmy Anderson Warren Cason Duke Crittenden Fred Montsdeoca	Stumpy Harris <i>Orlando</i>	Deirdre Dizney Brand <i>Ocala</i>	Len Johnson <i>Dade City</i>	Al Warrington <i>Freeport, TX</i>
Dean Asher <i>Orlando</i>	Doug Davidson <i>St. Petersburg</i>	Hollis Hooks <i>Lakeland</i>	Vic Miranda <i>Boca Raton</i>	M. G. Sanchez <i>Gainesville</i>		Bill Heavener <i>Winter Park</i>	Wayne Carse <i>Orlando</i>	Tom Johnson <i>Dade City</i>	Wayne Wiles <i>Ft. Myers</i>
John Bales <i>Tampa</i>	Jody Davis <i>Gainesville</i>	Hjalma Johnson <i>Dade City</i>	Tom Mitchell <i>Gainesville</i>	Mike Sasso <i>Winter Park</i>		Bryan Kornblau <i>Glen Allen, VA</i>	Joe Chapman <i>Panama City</i>	Greg Masters <i>Lakeland</i>	In Memoriam Harold Ashley Jerry Chicone, Sr. Rex Farrow, Jr. Jack Holloway Scott Linder Paul McDonald Alfred McKethan Frank Oliver Alfred Ring George Sanders
Judy Boles <i>Gainesville</i>	Steve deMontmollin <i>Gainesville</i>	Jim Kimbrough <i>Brooksville</i>	Eric Nickelsen <i>Pensacola</i>	Kathie Seabrook <i>Ponte Vedra Beach</i>		Gale Lemerand <i>Ormond Beach</i>	Jerry Chicone, Jr. <i>Orlando</i>	Tommy Oakley <i>Winter Haven</i>	
Chris Bryan <i>Fernandina Beach</i>	Tom Donahoo <i>Jacksonville</i>	Darryl Leclair <i>St. Petersburg</i>	Gene Peek <i>Jacksonville</i>	Bryant Skinner <i>Jacksonville</i>		In Memoriam Ben Hill Griffin, Jr.	Irene Dizney <i>Windermere</i>	Joyce Oliver <i>Palatka</i>	
Lee Chira <i>Orlando</i>	J. Rex Farrow, III <i>Tampa</i>	Leonard Levy <i>Tampa</i>	Skipper Peek <i>Tampa</i>	Bob Spencer <i>Bradenton</i>			Ed Evans <i>Chicago, IL</i>	Jamie Pressly <i>Palm Beach</i>	
Doug Cone <i>Ocala</i>	Merritt Fore <i>Ocala</i>	Pat Lloveras <i>Dunedin</i>	Nancy Perry <i>Gainesville</i>	Kyle Story <i>Lake Wales</i>			Mary Lee Farrow <i>Tampa</i>	Katie Pressly <i>Palm Beach</i>	
	Bill Lloyd <i>Daytona Beach</i>	Cheryl Pontious <i>Ormond Beach</i>	Baxter Troutman <i>Winter Haven</i>				Danielle Dizney Smith <i>Winter Park</i>		

UNIVERSITY ATHLETIC ASSOCIATION

UAA Mission Statement

The University Athletic Association, Inc., exists to advance the University of Florida's teaching, research and service missions. Through the education and the promotion of the health and welfare of students, the University Athletic Association seeks to link experiences of all backgrounds, races, origins, genders and cultures to prepare generations of students and staff, including women and minorities, to be productive members of society. The character of the athletics programs at the University Athletic Association reflects the character of the University of Florida as a major, public, comprehensive institution of higher learning.

The University Athletic Association is dedicated to the intellectual, physical and personal development of student-athletes, as well as staff, including women and minorities. Demonstrating leadership in all decisions affecting college athletics, the University Athletic Association will act in an ethical and honest manner, will promote an environment fostering the professional and personal achievement of coaches, administrators and staff, will attain excellence in athletic performance, sportsmanship, financial strength and superior fan satisfaction. This vision in athletics is at the core of our responsibility to the University, to our students, and to the public at large.

UF National All-Sports Finishes

The University of Florida is the only school in the country to finish among the nation's top 10 overall most successful programs each year since 1983.

Academic Year	UF Finish
1983-84	5th
1984-85	4th
1985-86	8th
1986-87	4th
1987-88	5th
1988-89	9th
1989-90	5th
1990-91	5th
1991-92	5th
1992-93	4th
1993-94	4th
1994-95	5th
1995-96	3rd
1996-97	5th
1997-98	T2nd
1998-99	4th
1999-00	7th
2000-01	7th
2001-02	3rd
2002-03	7th
2003-04	6th
2004-05	6th
2005-06	5th
2006-07	6th
2007-08	6th
2008-09	3rd
2009-10	2nd
2010-11	4th
2011-12	2nd
2012-13	2nd
2013-14	2nd

Note: Prior to 1993-94, USA Today ranked the nation's top athletic programs. Beginning with 1993-94, The National Association of College Directors of Athletics took over the all-sports rankings.

UF National Champions

Team	Year	Championship
Men's Golf	1968	NCAA Championship
Men's Golf	1973	NCAA Championship
Women's Swimming	1979	IAAW Championship
Gymnastics	1982	IAAW Championship
Women's Swimming	1982	NCAA Championship
Men's Swimming	1983	NCAA Championship
Men's Swimming	1984	NCAA Championship
Women's Golf	1985	NCAA Championship
Women's Golf	1986	NCAA Championship
Women's Indoor Track	1992	NCAA Championship
Women's Tennis	1992	NCAA Championship
Men's Golf	1993	NCAA Championship
Football	1996	Associated Press/Coaches
Women's Tennis	1996	NCAA Championship
Soccer	1998	NCAA Championship
Women's Tennis	1998	NCAA Championship
Men's Golf	2001	NCAA Championship
Women's Tennis	2003	NCAA Championship
Men's Basketball	2006	NCAA Championship
Football	2006	BCS/Associated Press
Men's Basketball	2007	NCAA Championship
Football	2008	BCS/Associated Press
Women's Swimming & Diving	2010	NCAA Championship
Men's Indoor Track & Field	2010	NCAA Championship
Men's Indoor Track & Field	2011	NCAA Championship
Women's Tennis	2011	NCAA Championship
Men's Indoor Track & Field	2012	NCAA Championship
Women's Tennis	2012	NCAA Championship
Men's Outdoor Track & Field	2012	NCAA Championship
Gymnastics	2013	NCAA Championship
Men's Outdoor Track & Field	2013	NCAA Championship
Gymnastics	2014	NCAA Championship
Softball	2014	NCAA Championship

• The Gators found success in national and conference arenas during the 2013-14 season. Two Gator teams won 2014 NCAA crowns as a total of 12 teams turned in top-10 NCAA finishes:

- Gymnastics (No. T-1)
- Softball (No. 1)
- Men's Outdoor Track & Field (No. 2)
- Men's Basketball (No. T-3)
- Men's Swimming & Diving (No. 3)
- Women's Tennis (No. T-3)
- Men's Indoor Track & Field (No. 3)
- Women's Indoor Track & Field (No. T-3)
- Women's Outdoor Track & Field (No. 4)
- Lacrosse (No. T-5)
- Women's Swimming & Diving (No. 6)
- Men's Tennis (No. T-9)

• Six conference trophies were collected by Florida teams. Florida's five Southeastern Conference titles led the league and the Gators also took their fourth consecutive American Lacrosse Conference trophy.

• The overall Gator athletics program matched its all-time best finish of second in annual national all-sports standings, marking UF's sixth consecutive top-four finish. And Florida was named the nation's top women's athletic program, taking the Capital One Cup.

UF SEC All-Sports Finishes

Year	Men	Women	Overall
1973-74	3rd	---	---
1974-75	3rd	---	---
1975-76	4th	---	---
1976-77	2nd	---	---
1977-78	2nd	---	---
1978-79	3rd	---	---
1979-80	7th	---	---
1980-81	4th	---	---
1981-82	4th	---	---
1982-83	4th	---	---
1983-84	3rd	2nd	2nd
1984-85	4th	1st	2nd
1985-86	6th	2nd	3rd
1986-87	3rd	2nd	3rd
1987-88	2nd	1st	T1st
1988-89	2nd	1st	1st
1989-90	6th	3rd	4th
1990-91	2nd	2nd	2nd
1991-92	1st	1st	1st
1992-93	1st	1st	1st
1993-94	1st	2nd	1st
1994-95	2nd	1st	1st
1995-96	1st	1st	1st
1996-97	3rd	1st	1st
1997-98	1st	1st	1st
1998-99	1st	2nd	1st
1999-00	1st	1st	1st
2000-01	3rd	1st	1st
2001-02	1st	1st	1st
2002-03	1st	1st	1st
2003-04	1st	2nd	1st
2004-05	1st	3rd	1st
2005-06	2nd	3rd	2nd
2006-07	1st	1st	1st
2007-08	2nd	1st	1st
2008-09	1st	1st	1st
2009-10	1st	1st	1st
2010-11	1st	1st	1st
2011-12	1st	1st	1st
2012-13	1st	1st	1st
2013-14	1st	1st	1st

Note: The New York Times Regional Newspaper Group took over coordination of the SEC All-Sports rankings in 1994-95. Prior to that, the league tabulated the SEC All-Sports totals.

National Championships

In school history, the Gators have won a national championship in 13 different sports, a figure that ranks fourth nationally among all Division I colleges.

School	Sports
UCLA	20
Stanford	19
Southern California	17
FLORIDA	13
California	11
Michigan	11
Texas	11
Arizona State	10
Ohio State	10

RADIO BROADCAST & NCAA COMPLIANCE INFORMATION

Basketball Radio Affiliates

Market	Station	Frequency
Bartow	WWBF-AM	1130
Blountstown	WPHK-FM	102.7
Brooksville	WWJB-AM	1450
Cocoa	WMEL-AM	1300
Clearwater/Dade City	WDCF-AM	1350
Clewiston	WAFB-AM	590
Daytona Beach	WLOV-FM	1240
Ft. Myers/Naples/Marco Island	WFWN-AM	1240
	WNOG-AM	1270
Ft. Pierce/PSL/Stuart	WSTU-AM	1450
Ft. Walton Beach	WTKE-FM	100.3
Gainesville	WRUF-FM	103.7
	WRUF-AM	850
Griffin, Ga.	WKEU-FM	88.9
	WKEU-AM	1450
Homosassa	WYKE-FM	104.3
Jacksonville	WFXJ-AM	930
Key West	WKWF-AM	1600
Lake City	WNFB-FM	94.3
	WDSR-AM	1340
Lakeland	WONN-AM	1230
Melbourne/Sebastian	WSJZ-FM	95.9
Miami	WNIZ-AM	940
	WIOD-AM	610
Okeechobee	WOKC-AM	1570
	WOKC-FM	100.9
Orlando	WFLF-AM	540
Palatka	WYD-AM	1260
Panama City	WYYX-FM	100.7
Pensacola	WCOA-FM	100.7
Port St. Joe	WTKP-FM	93.5
Sarasota	WLSA-AM	930
Sebring	WWTK-AM	730
St. Augustine	WAOC-AM	1420
Tallahassee	WVFT-FM	93.3
Tampa	WDAE-AM	620
West Palm Beach	WJNO-AM	1290
	WZZR-FM	94.3

Gator IMG Sports Network

The Gator IMG Sports Network has the largest college basketball sports network in the Sunshine State, with almost 35 stations from the Panhandle to the Florida Keys broadcasting the complete University of Florida basketball schedule.

Mick Hubert, who joined Florida as the Voice of the Gators in 1989, handles play-by-play duties, while Mark Wise provides color commentary for most broadcasts.

Gator basketball broadcasts blanket the state, with many of the same stations also carrying the weekly call-in show *Gator Hotline* live from Piesano's at the intersection of University Avenue and NW 13th St. in Gainesville. The program expands to eight shows in 2014-15, with appearances by head coach Billy Donovan and his assistants filling out the schedule.

Sun Sports and IMG College, with offices in Orlando and Gainesville, are the rights-holders of the Gator IMG Sports Network.

All Gator IMG Sports Network basketball broadcasts can also be heard live via GatorVision, the official video and audio streaming site of the Florida Gators, and TuneIn, with select broadcasts available on SiriusXM as well.



Prospective Student-Athlete

You are a "prospective student-athlete" when you start ninth-grade classes. Before the ninth grade, you become a prospective student-athlete if a college gives you (or your relatives or friends) any financial aid or other benefits that the college does not provide to prospective students generally.

You become a "recruited prospective student-athlete" at a particular college if any coach or representative of the college's athletics interest (booster or representative) approaches you (or any member of your family) about enrolling and participating in athletics at that college. Activities by coaches or boosters that cause you to become a recruited prospective student-athlete are:

- providing you with an official visit;
- visiting you or any other member of your family anywhere other than the college campus;
- placing more than one telephone call to you or any other member of your family; or
- signing a National Letter of Intent or a University of Florida written offer of athletically related financial aid.

Academics and Amateurism

It is extremely important for you to give maximum academic effort as you conclude your high school attendance while maintaining your amateur status before entering college. To practice or play during your freshman year, you must meet the provisions of NCAA Bylaw 14.3, which include: (a) graduating from high school, (b) achieving a minimum cumulative grade point average in 16 core courses and achieving a corresponding minimum combined score on the SAT, or a minimum sum total score on the ACT as determined by the NCAA Eligibility Center. You must also meet the provisions of Bylaw 12.3, which include verification that you have retained your amateur status prior to entering college. The NCAA Eligibility Center must certify the initial-eligibility and amateur status of all incoming freshman student-athletes. Therefore, you must register with the Eligibility Center as soon as possible. For online web access contact: www.eligibilitycenter.org.



Inducements

All institutional staff members and boosters are prohibited from offering or providing any financial aid or other benefits to you or your relatives or friends other than those expressly permitted by NCAA regulations. Specifically prohibited inducements include:

- providing cash or loans in any amount, or
- signing or co-signing for a loan
- providing gifts of any kind, including clothing or equipment
- providing special discounts for goods or services
- providing free or reduced housing/rent

Should you have any questions regarding NCAA rules and regulations, please feel free to contact the University of Florida Athletic Association Compliance Office at:


(352) 375-4683, x6022

GATORS IN THE NBA



UDONIS HASLEM

DAVID LEE



BRADLEY BEAL




MARRESE SPEIGHTS



MIKE MILLER

NICK CALATHES




AL HORFORD



CHANDLER PARSONS

MATT BONNER



JOAKIM NOAH

COREY BREWER



11

GATORS DRAFTED
SINCE 2007

9

FIRST-ROUND DRAFT
PICKS UNDER
BILLY DONOVAN

9

NBA CHAMPIONSHIP
RINGS WON BY
GATORS WHO PLAYED
FOR BILLY DONOVAN

